




Alpha-bits


ABC

Itty

Bitty

Books





Alpha-bit Directions

Background

- I designed Alpha-bits because they are a little bit of the big picture.
- They are also small like my Y5's.
- Teaching letters that will eventually lead to reading and hoping that somewhere a light bulb will turn on, seems like an overwhelming task, but taken bit-by bit, or as my grandmother used to say "inch by inch and it's a cinch!" makes things lots easier and more fun.
- The itty bitty also comes in because these cards are small and so are the books that you can make them into, the perfect size for young children!
- They delight in making them and taking them home to share with their family.
- They are like a collection, so they get hooked on wanting to collect them all.
- They are also working towards a goal; to become an **ABCDe**-tective!
- The tie-in is that **letters** make **words** and **words** make **sentences** and all of that makes a great Itty Bitty Book that a child CAN read! What a self-esteem builder bit-by-bit!

How Do You Make An Itty Bitty Book?

- I do one for each letter and then I make sentence booklets so I can build my students' self-esteem and they can say they can read a book! Even tho' it's only an Itty Bitty Book, it's still a book, and they are reading!!! ☺
- Put a cover on it. Each letter has it's own cover. Have them TRACE the letters on the cover and write their name on it. Include an uppercase page, and have them CIRCLE which letter they are working on, a lowercase page, and have them CIRCLE which letter they are working on, the tracing page, and have them TRACE the upper and lowercase letter, and include a blank page and have them WRITE the upper and lowercase letter. Have them find the picture and matching word card that goes with that letter and include them. They should TRACE the word card. You can also include another blank card for them to write the word.
- That's it. You've created a Letter Alphabet Itty Bitty Book. Now have your student read it to you.
- I have given you letter practice sheets to help them remember their letters.
- I am a firm believer that if they spy it, see it, trace it, write it, read it, and associate it with a picture they will remember it.
- They can then take their little booklet home and share it with their family.
- The other kind of Itty Bitty Book is a sentence booklet.
- Put a blank card on the front and have your students title their booklet and write their name on it.

- Have them look at their word and picture cards and choose what words and pictures they would like to use to make a sentence.
- They cut out these cards.
- They arrange these on their desk, read them to me, then assemble them into a booklet and staple it.
- They TRACE the words.
- I work with my students to show them how to change a lowercase letter to a capital so that their sentence begins with a capital letter.
- I also remind them that the last word should have a punctuation mark at the end.
- We discuss the period, question mark and exclamation point.
- I have given you a list of sentences that you can put on the board and have them choose from.
- I'm sure you can come up with many more.
- You can also use the cards from the Dolch Word Book as well as the Sight Word Mini Flashcard Book.
- I have given you some sentence skill sheets for your students to practice. Again, I firmly believe that if a student sees it, traces it, writes it, and says it while they are doing it, they will be able to remember it and read it.

Assessment Directions

- I've included assessments for you.
- You can do them as children finish a book, or when they complete all of them.
- I've left spaces next to the letters so you can write down what letter they say if they give you an incorrect answer.
- I check off a letter if they get it correct.
- I make copies of these and send them home to parents. I circle the letters their child needs help with.
- For the letter word assessment, I'm looking for the student to give me a word that starts with that letter. It obviously does not have to be from the Itty Bitty book list, but I find that they enjoy them so much that's often what they think of, except for a, I often get apple. I write down the word they give me in the space next to the letter.

Progress Certificate:

- I use this as a letter home to parents letting them know about the Itty Bitty books.
- I do most of them in class as a center activity, but occasionally you may want to send them home as a home-school connection. I know that some teachers are required to give homework and these are perfect for that.

Celebration:

- There are all sorts of detective props you can get at a party store. I pass out certificates as children achieve them, but I have an all-class celebration when everyone knows their letters. I do it with a detective theme.

ABC cover templates to make individual Itty Bitty Books.

My Letter Aa Itty Bitty Book By	My Letter Bb Itty Bitty Book By
My Letter Cc Itty Bitty Book By	My Letter Dd Itty Bitty Book By
My Letter Ee Itty Bitty Book By	My Letter Ff Itty Bitty Book By
My Letter Gg Itty Bitty Book By	My Letter Hh Itty Bitty Book By
My Letter Ii Itty Bitty Book By	My Letter Jj Itty Bitty Book By

ABC cover templates to make individual Itty Bitty Books.

My Letter Kk Itty Bitty Book By	My Letter Ll Itty Bitty Book By
My Letter Mm Itty Bitty Book By	My Letter Nn Itty Bitty Book By
My Letter Oo Itty Bitty Book By	My Letter Pp Itty Bitty Book By
My Letter Qq Itty Bitty Book By	My Letter Rr Itty Bitty Book By
My Letter Ss Itty Bitty Book By	My Letter Tt Itty Bitty Book By

ABC cover templates to make individual Itty Bitty Books.

My Letter Uu Itty Bitty Book By	My Letter Vv Itty Bitty Book By
My Letter Ww Itty Bitty Book By	My Letter Xx Itty Bitty Book By
My Letter Yy Itty Bitty Book By	My Letter Zz Itty Bitty Book By

ABC Itty Bitty Insert Cards. Student finds the letter that their book is featuring and circles it.

©TeachWithMe.com

ABCDEFGHIJ KLMNOPQRS TUVWXYZ	ABCDEFGHIJ KLMNOPQRS TUVWXYZ
ABCDEFGHIJ KLMNOPQRS TUVWXYZ	ABCDEFGHIJ KLMNOPQRS TUVWXYZ
ABCDEFGHIJ KLMNOPQRS TUVWXYZ	ABCDEFGHIJ KLMNOPQRS TUVWXYZ
ABCDEFGHIJ KLMNOPQRS TUVWXYZ	ABCDEFGHIJ KLMNOPQRS TUVWXYZ
ABCDEFGHIJ KLMNOPQRS TUVWXYZ	ABCDEFGHIJ KLMNOPQRS TUVWXYZ

ABC Itty Bitty Insert Cards. Student finds the letter that their book is featuring and circles it.

©TeachWithMe.com

abcdefghijklmn opqrstuvwxyz	abcdefghijklmn opqrstuvwxyz
abcdefghijklmn opqrstuvwxyz	abcdefghijklmn opqrstuvwxyz
abcdefghijklmn opqrstuvwxyz	abcdefghijklmn opqrstuvwxyz
abcdefghijklmn opqrstuvwxyz	abcdefghijklmn opqrstuvwxyz
abcdefghijklmn opqrstuvwxyz	abcdefghijklmn opqrstuvwxyz

ABC Tracing Flashcards or to make an Itty Bitty Book

Aa

Bb

Cc

Dd

Ee

Ff

Gg

Hh

Ii

Jj

ABC Tracing Flashcards or to make an Itty Bitty Book

Kk

U

Mm

Nn

Oo

Pp





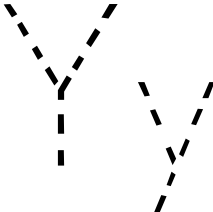
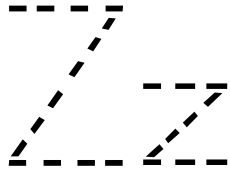
Qq

Rr

Ss





Tt

ABC Tracing Flashcards or to make an Itty Bitty Book




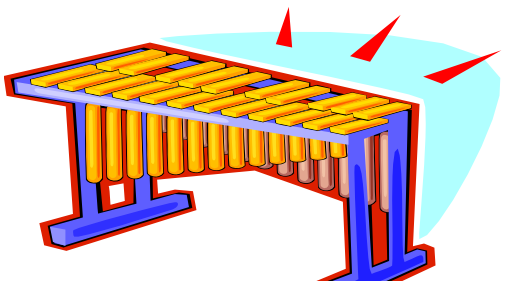


	
	
	
My Itty Bitty ABC Book By	ABCDEFGHIJ KLMNOPQRS TUVWXYZ
abcdefghijklmn opqrstuvwxyz	

ABC cards to make an Itty Bitty Book.

Blank set to WRITE letters on.





	
	
	
<p>My Alphabet Itty Bitty Book By</p>	<p>ABCDEFGHIJ KLMNOPQRS TUVWXYZ</p>
<p>abcdefghijklmn opqrstuvwxyz</p>	

ABC word card flashcards or trace cards to make an Itty Bitty Book

ant

ball

cow

dinosaur

elephant

flag

guitar

hat

ink

jam

ABC word card flashcards or trace cards to make an Itty Bitty Book

kite

lion

monkey

nurse

owl

pig

queen

raccoon

snake


truck

ABC word card flashcards or trace cards to make an Itty Bitty Book

unicorn	vase
wagon	xylophone
Yo yo	zebra



is on their way to becoming an **ABCDe**-tective!




They'll be listening, learning and looking for letters of the alphabet and making **Itty Bitty Books**. *Letters* make *words* and *words* make *sentences*. Your child will be excited when they can **read** their Itty Bitty Book to you! Please praise, help and encourage their efforts.

My Personal Progress: I have made the following Itty Bitty Books and CAN read them. Yay for me!

- | | | | |
|---------------------------------|---------------------------------|---------------------------------|---------------------------------|
| <input type="radio"/> Aa | <input type="radio"/> Hh | <input type="radio"/> Oo | <input type="radio"/> Vv |
| <input type="radio"/> Bb | <input type="radio"/> Ii | <input type="radio"/> Pp | <input type="radio"/> Ww |
| <input type="radio"/> Cc | <input type="radio"/> Jj | <input type="radio"/> Qq | <input type="radio"/> Xx |
| <input type="radio"/> Dd | <input type="radio"/> Kk | <input type="radio"/> Rr | <input type="radio"/> Yy |
| <input type="radio"/> Ee | <input type="radio"/> Ll | <input type="radio"/> Ss | <input type="radio"/> Zz |
| <input type="radio"/> Ff | <input type="radio"/> Mm | <input type="radio"/> Tt | |
| <input type="radio"/> Gg | <input type="radio"/> Nn | <input type="radio"/> Uu | |


Teacher: _____

Date: _____



Congratulations!

has completed ALL **26 Itty Bitty Books!**
They are now an official **ABCDe-tective!**




Keep up the great work!

Teacher: _____

Date: _____

School: _____



to



Capital Letter Assessment

Date: _____

Name: _____

Notes:

A

H

O

V

B

I

P

W

C

J

Q

X

D

K

R

Y

E

L

S

Z

F

M

T

G

N

U



Lowercase Letter Assessment

Date: _____

Name: _____

Notes:

a

h

o

v

b

i

p

w

c

j

q

x

d

k

r

y

e

l

s

z

f


m

t

g

n

u



to



Letter Sound Assessment

Date: _____

Name: _____

Notes:

Aa

Hh

Oo

Vv

Bb

Ii

Pp

Ww

Cc

Jj

Qq

Xx

Dd

Kk

Rr

Yy

Ee

Ll

Ss

Zz

Ff


Mm

Tt

Gg

Nn

Uu



to



Letter Word Assessment

Date: _____

Name: _____

Notes:

a

h

o

v

b

i

p

w

c

j

q

x

d

k

r

y

e

l

s

z

f

m

t

g

n

u



Here are some sentences that you can use in your students Sentence Bitty Books I've included these word cards from my beginning sight word mini flashcard list.

- I like the
- I don't like the
- I have a/an
- I see a/an
- I see the _____ and _____
- I have a/an
- I want a/an
- I can play a/an
- I can play with a/an
- I can play with the
- I want to play with a/an
- I can ride in the
- I can ride on a
- I can go in the
- It is a
- Come fly a
- Go get a
- Go get the
- Go get in the
- We get to go in the
- The flower is in the vase.
- Look at the
- Look up at the
- Do you see the
- Yes I see the
- Yes we see the _____ and _____
- The _____ is big
- The _____ is _____ (color word.)



Read, Trace, Write the sentences. Fill in the blank with one of the ABC cards.

I like the

I like the

I don't like the

I don't like the

I have a

I have a

I have an

I have an

I see a

I see a

I see an

I see an

I see the _____ and

I see the _____

and _____

I have a

I have a

I have an

I have an

I want a

I want a

I want an

I want an

I can play a

I can play a

I can play with the

I can play with the

I want to play with a

I want to play with a

I want to play with an

I want to play with an

I can ride in the

I can ride in the

I can ride on a

I can ride on a

I can go in the

I can go in the truck.

Go get in the

Go get in the truck.

Go get a

Go get a

Handwriting practice lines for the first section, consisting of three sets of three horizontal lines (top, dashed middle, and bottom) for tracing and independent writing.

Go get the

Go get the

Handwriting practice lines for the second section, consisting of three sets of three horizontal lines (top, dashed middle, and bottom) for tracing and independent writing.

Come fly a

Come fly a kite.

Handwriting practice lines consisting of two sets of three horizontal lines (top solid, middle dashed, bottom solid) for tracing and independent writing.

The flower is in the vase.

The flower is in the
vase

Handwriting practice lines consisting of three sets of solid top and bottom lines with a dashed midline for tracing.

Look at the

Look up at the

Look up and see the

Look at the

Look up at the

Look up and see the

Handwriting practice lines consisting of four sets of three horizontal lines (top, middle dashed, bottom) for tracing and independent writing.

Do you see the

Do you see the

Handwriting practice lines for the sentence "Do you see the". The first set of lines is for tracing the sentence, and the second set is for independent practice.

Yes I see the

Yes I see the

Handwriting practice lines for the sentence "Yes I see the". The first set of lines is for tracing the sentence, and the second set is for independent practice.

The _____ is big.

The _____ is big.

The _____ and
_____ are big.

The _____ and

_____ are big.

The _____ is

_____ • (color word.)

The

is

It is a

It is a

It is an

It is an

We get to go in the truck.

We get to go in the truck

Handwriting practice lines consisting of three sets of solid top and bottom lines with a dashed midline for tracing.

ABC word card flashcards or trace cards to make an Itty Bitty Sentence Book

a

all

an

and

are

big

can

come

do

go

ABC word card flashcards or trace cards to make an Itty Bitty Sentence Book

I

in

is

it

like

look

on

play

see

the

ABC word card flashcards or trace cards to make an Itty Bitty Sentence Book

to

up

we

with

yes

you

ABC word card flashcards or trace cards to make an Itty Bitty Sentence Book

red

orange

yellow

green

blue

purple


pink

brown

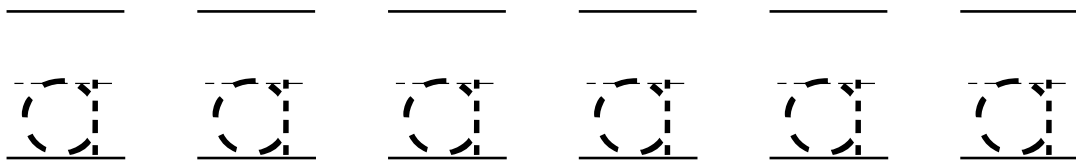
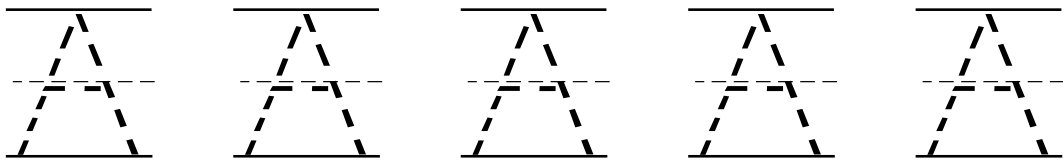
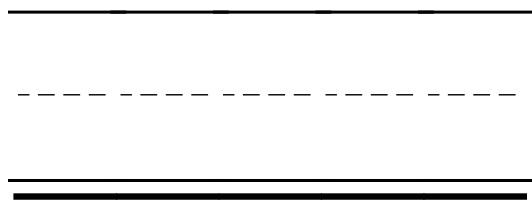
black

white

a b c d e f g h i j k l m n o p q r s t u v w x y z



ant



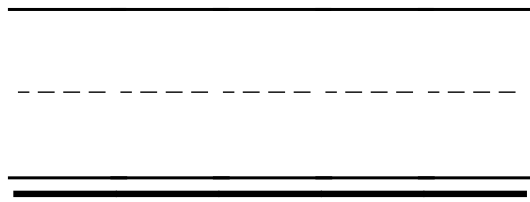
Spy & CIRCLE

p a c o d a b a g m n o a c o p a a b o c d l x

ab c d e f g h i j k l m n o p q r s t u v w x y z



ball



B B B B B B

b b b b b b

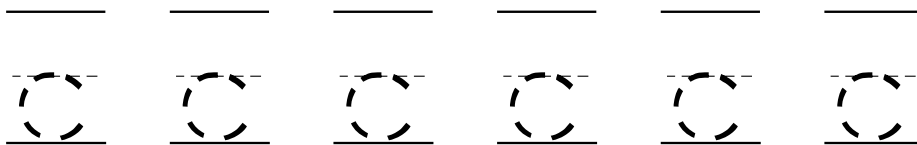
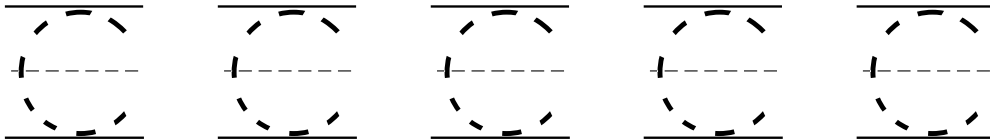


a b d c b d p g d r m l b d p g a c b d p g h b

abcdefghijklmnopqrstuvwxyz



COW



Spy & CIRCLE

abcdoclmcbocancao nhqpcdc

abcdefghijklmnopqrstuvwxyz



dinosaur

D D D D

d d d d d



Spy & CIRCLE

a b c d o c b m c d o a n d a b n h q p c d h

abcefg h i j k l m n o p q r s t u v w x y z



elephant


E E E E E

e e e e e e



a e c d o c e m c d o a n e a c n o c e c a h

abcdefghijklmnopqrstuvwxyz



flag

F F F F F

f f f f f f



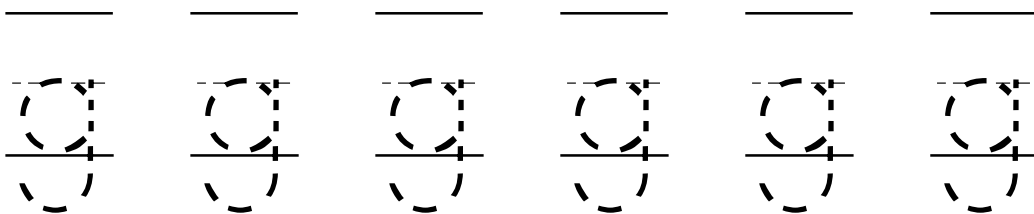
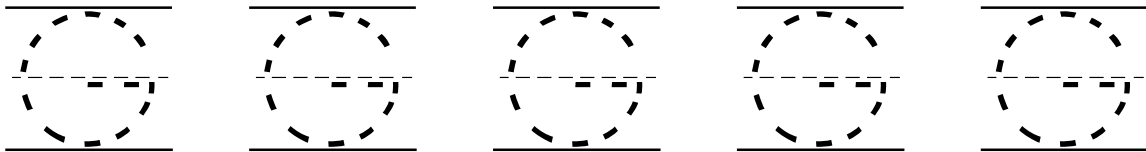
Spy & CIRCLE

akfdohefc dhfnlafnkcfc ah

abcdefghijklmnopqrstuvwxyz



guitar



agfdqhgpcqhfglapgkgfqah

abcdefghijklmnopqrstuvwxyz



hat

Handwriting practice lines consisting of a solid top line, a dashed middle line, and a solid bottom line.

Handwriting practice row for uppercase letter 'H' with six dashed 'H' characters on lined paper.


Handwriting practice row for lowercase letter 'h' with seven dashed 'h' characters on lined paper.



Spy & CIRCLE

agfdqhgpcqhfglhpgkgfqah

abcdefghijklmnopqrstuvwxyz



ink

Handwriting practice lines consisting of a solid top line, a dashed middle line, and a solid bottom line.

Tracing practice for the uppercase letter 'I' on handwriting lines.


Tracing practice for the lowercase letter 'i' on handwriting lines.



Spy & CIRCLE

a i f d j h i p c i h f g l i p g k g f i a l i j i x

abcdefghijklmnopqrstuvwxyz



jam

J

J

J

J

J

J

j

j

j

j

j

j

j

j

j



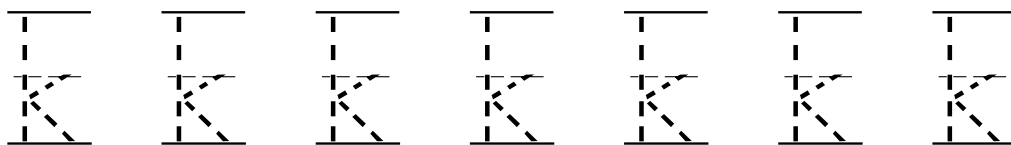
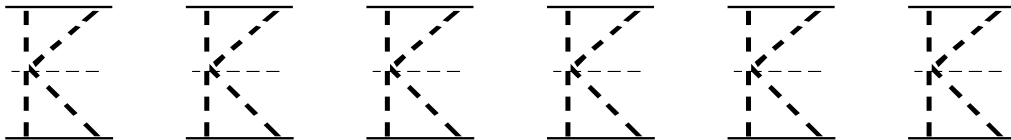
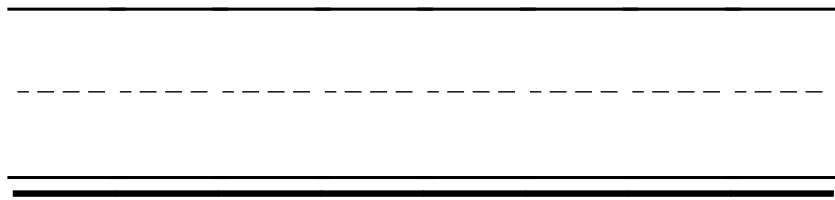
Spy & CIRCLE

ai q d j h i p c i j f g l i p g k g f i j l i j i p

abcdefghijklmnopqrstuvwxyz




kite



Spy & CIRCLE

kiqdnhihckjfglfhgkhfiklijnk

a b c d e f g h i j k l m n o p q r s t u v w x y z



lion

Handwriting practice lines consisting of a solid top line, a dashed middle line, and a solid bottom line.

l l l l l l

i i i i i i i i i i




Spy & CIRCLE

l i q d n h i c k j f h l f h i k h f i k l i l n k l

©TeachWithMe.com

abcdefghijklmnopqrstuvwxyz



monkey

M

M

M

M

M

m

m

m

m

m


m



Spy & CIRCLE

l i m d n h i n c w j m h m f w i k h n i l i n k m

abcdefghijklmnopqrstuvwxyz



nurse

N N N N N N

n n n n n n n



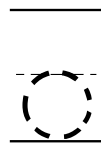
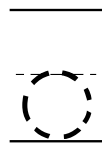
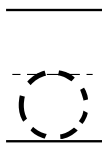
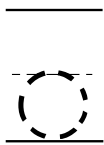
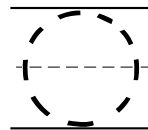
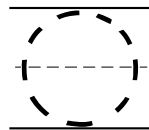
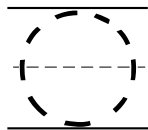
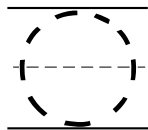
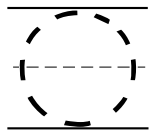
im d n h i n c w h m h n f w i k h n i l i n k m

abcdefghijklmnopqrstuvwxyz



owl


=====



Spy & CIRCLE

p a c o d a b a g o n o a c o p a a b o c d l x

abcdefghijklmnopqrstuvwxyz



pig


P P P P P P
p p p p p p



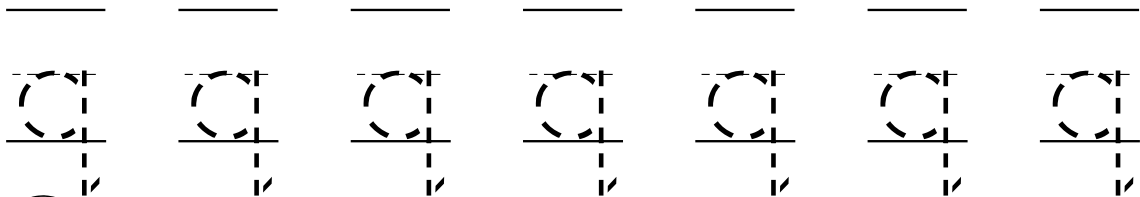
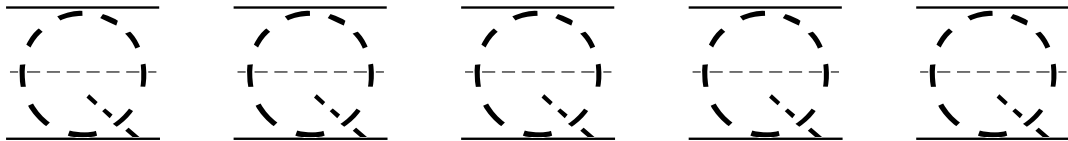
Spy & CIRCLE

paqodpbagpnqagopaagoqdlp

abcdefghijklmnopqrstuvwxyz



queen



Spy & CIRCLE

p a q o d p q a g p n q a g o p a a g o q d l p

abcdefghijklmnopqrstuvwxyz



raccoon

R R R R R R

r r r r r r r r



Spy & CIRCLE

r m r n h i n c w r m h n f w i r h n r l r n k r

abcdefghijklmnopqrstuvwxyz



snake

S S S S S S S

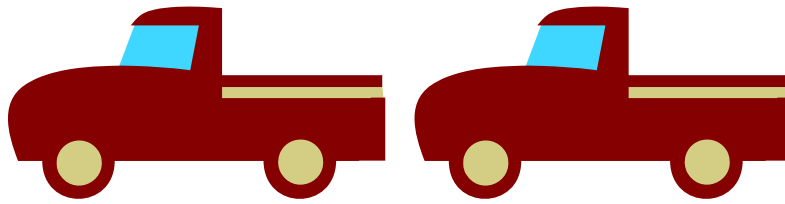
s s s s s s s s



Spy & CIRCLE

a s c d o c l m c s o a s c a o n h s p c s c s

abcdefghijklmnopqrstuvwxyz



truck

Handwriting practice lines consisting of a solid top line, a dashed middle line, and a solid bottom line.

Truck tracing practice: Seven dashed uppercase 'T' letters on handwriting lines for tracing.


Truck tracing practice: Eight dashed lowercase 't' letters on handwriting lines for tracing.



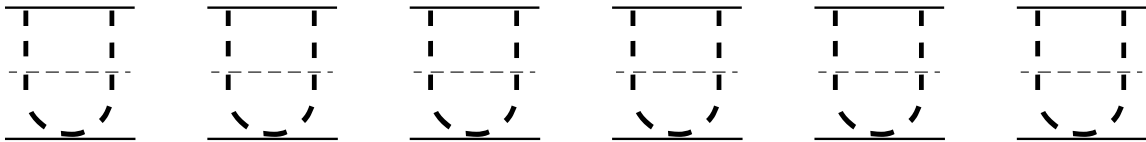
Spy & CIRCLE

trucking alphabet: t g f d q h t p c q h f t l h p g k t f q a h t

a b c d e f g h i j k l m n o p q r s t u v w x y z



u n i c o r n



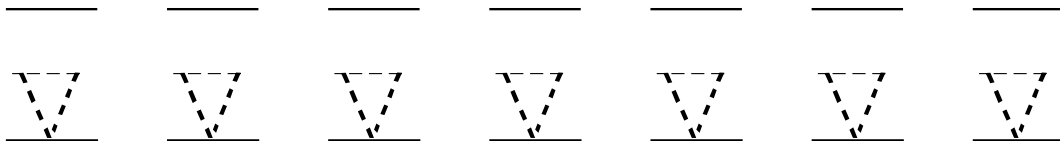
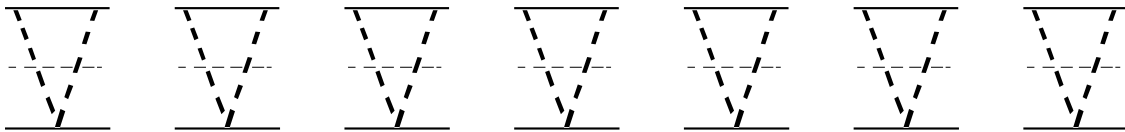
Spy & CIRCLE

c a f a q u t o c a c u t o h a g u t a u a o u

abcdefghijklmnopqrstuvwxyz



vase



Spy & CIRCLE

v a f a v u t o c a c u t o v a g u t a u v o u v

abcdefghijklmnopqrstuvwxyz **w**xyz



wagon

Handwriting practice lines consisting of a solid top line, a dashed middle line, and a solid bottom line.

W W W W


w w w w w w w



Spy & CIRCLE

v a w a v u w o c a w u o v a w u w a u v o u v

abcdefghijklmnopqrstuvwxyz



xylophone

x x x x x x x

x x x x x x x



Spy & CIRCLE

xawxvuwokawuxvawukaxvoux

abcdefghijklmnopqrstuvwxyz



y o y o


y y y y y y y
y y y y y y y



Spy & CIRCLE

y g f d q h y p c q h f t l h p g k t y q a h y

abcdefghijklmnopqrstuvwxyzZ



zebra

Z Z Z Z Z Z

z z z z z z z



Spy & CIRCLE

X Z W X V U W O Z a w u s v a w s z a x v z u x s