

# Let's Go Trick Or Treating.





Let's Go Trick Or Treating

©TeachWithMe.com

**Directions:**

- There are lots of fun things you can do with these booklets.
- Run off the manipulative page, laminate it, cut out the pieces and put Velcro dots or magnet strip on the back of them so that your story can be interactive.
- Read the teacher's edition and pass out the manipulatives to your students.
- When you come to that page in the story, have the child holding that piece, put it on your flannel/white board.
- After the story, jumble the pieces and see if your students can sequence them.
- Have your students gather in a circle and sing the song to the tune of *Farmer in the Dell*.
- On Halloween party day, sing the song using what the children are dressed as. Start with the first child and give everyone a turn. After they've had a turn, they take their place back in the circle.
- Tally your students' favorite character in the story then graph the results for a nice math extension.
- Have the children transition to their tables and do their own trace, write, cut and glue booklet.
- When everyone is done, read the story as a whole group.



Let's go trick or treating.  
Let's go trick or treating.  
Hi ho it's pumpkin time;  
let's go trick or treating.




I see a bat,  
I see a bat.  
Hi ho it's pumpkin time,  
Happy Halloween.




I see a cat,  
I see a cat.  
Hi ho it's pumpkin time,  
Happy Halloween.



I see a rat,  
I see a rat.  
Hi ho it's pumpkin time,  
Happy Halloween.



I see a ghost,  
I see a ghost.  
Hi ho it's pumpkin time,  
Happy Halloween.



I see a monster,  
I see a monster.  
Hi Ho it's pumpkin time,  
Happy Halloween.





I see a skeleton,  
I see a skeleton.  
Hi ho it's pumpkin time,  
Happy Halloween.



I see a princess,  
I see a princess.  
Hi ho it's pumpkin time,  
Happy Halloween.



They're all trick or treaters,  
They're all trick or treaters.  
Hi Ho it's pumpkin time,  
Happy Halloween!




12



Happy Halloween!

## *"Let's Go Trick Or Treating" Manipulatives*

Run off these pages, laminate and cut them out. Put Velcro or a magnet strip on the back. Pass the pieces out to your students. When you get to that picture in the story, have the child holding that piece put it on the flannel/white board. After the story, scramble the pieces and see if they can sequence the pieces in the correct order.



## Trick Or Treat Manipulatives





## Let's Go Trick Or Treating

To the tune of *Farmer In The Dell*

By Diane L. Henderson

Let's go trick or treating.  
Let's go trick or treating  
Hi Ho it's Halloween  
Let's go trick or treating.

I see a **bat**. I see a **bat**.  
Hi Ho it's Halloween.  
I see a **bat**.

I see a **cat**. I see a **cat**.  
Hi Ho it's Halloween.  
I see a **cat**.

I see a **rat**  
I see a **ghost**  
I see a **monster**  
I see a **skeleton**  
I see a **princess**

They're all **trick or treaters**  
They're all **trick or treaters**  
**Hi Ho it's Pumpkin Time**  
**Happy Halloween!**

On Halloween Party Day gather your students in a circle and choose a “farmer”; they choose a costumed child. Substitute what they are dressed as for bat, cat, rat etc. As each child gets their turn have them come out of the circle. At the end of the song have everyone shout HAPPY HALLOWEEN!

Read the matching Teacher's Book and pass out the student copies for each child to take home. There are several activities to go with it. 😊

# Let's Go Trick Or Treating

To the tune of Farmer in the Dell



Let's Go

Trick Or Treating

Let's go trick or treating.

Let's go trick or treating.

Hi HO it's Halloween.

Let's go trick or treating.





I see a bat, I see a bat.

Hi ho it's pumpkin time, Happy Halloween.




bat

---

---

---




Bb

I see a cat, I see a cat.  
Hi ho it's pumpkin time, Happy Halloween.




cat




cc

I see a rat, I see a rat.  
Hi ho it's pumpkin time, Happy Halloween.



rat





Rr

I see a ghost, I see a ghost.

Hi ho it's pumpkin time, Happy Halloween.



ghost




I see a monster, I see a monster.

Hi ho it's pumpkin time, Happy Halloween.



monster




Mm

I see a skeleton, I see a skeleton.

Hi ho it's pumpkin time, Happy Halloween.



skeleton




Ss

I see a princess, I see a princess  
Hi ho it's pumpkin time, Happy Halloween.



princess





Pp

They're all trick or treaters,  
They're all trick or treaters.  
Hi ho it's pumpkin time, Happy Halloween.

**TRICK OR TREAT!**







Thank you.





CUT out the rectangles below and GLUE them to the correct pages of your booklet. Only cut out one piece at a time.

©TeachWithMe.com



Challenge word flashcards for Let's Go Trick Or Treating

bat

cat

rat

ghost

monster

skeleton

princess

trick

treat

pumpkin

Challenge word flashcards for Let's Go Trick Or Treating

Let's	Happy Halloween
Trick or Treaters	time
they're	



## Let's Go Trick Or Treating Math Extensions

Which was your favorite character?

### Tally Time:

Bat:

--

Cat:

--

Rat:

--

Ghost:

--

Monster:

--

Skeleton:

--

Princess:

--

[illegible]

