


My

Many

Colored

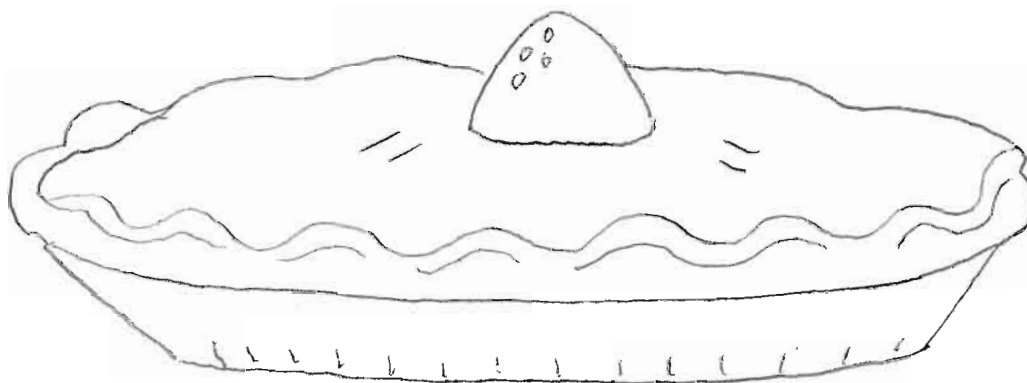
Gumdrops

By




My mud pie has a red gumdrop.

red _____




My mud pie has an orange gumdrop.

orange _____




My mud pie has a yellow gumdrop.

yellow _____




My mud pie has a green gumdrop.

green _____




My mud pie has a blue gumdrop.

blue _____




My mud pie has a purple gumdrop.

purple _____




My mud pie has a pink gumdrop.

pink _____



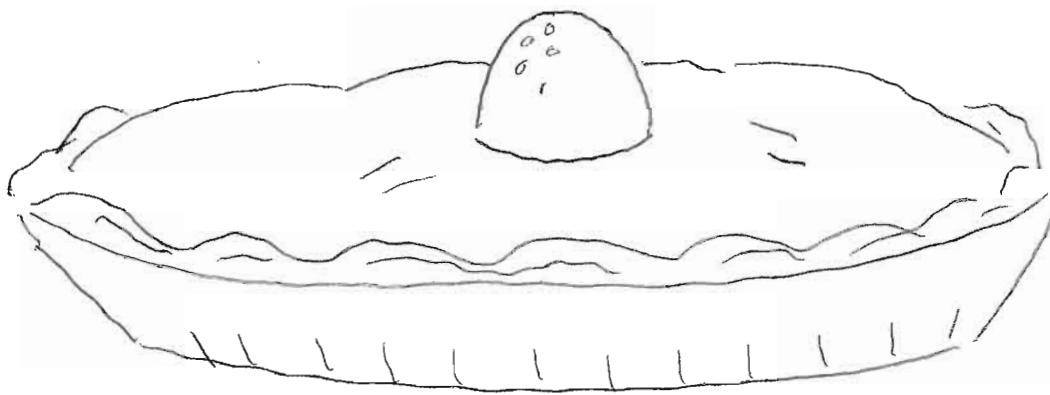
My mud pie has a white gumdrop.

white _____




My mud pie has a black gumdrop.

black _____




My mud pie has a brown gumdrop.


brown _____



My favorite color gumdrop is



My favorite flavor gumdrop is



Challenge word flashcards for colors

red	orange
yellow	green
blue	purple
pink	black
brown	white

Challenge word flashcards for My Many Colored Gumdrops

my	gumdrop
many	mud
pie	has
an	favorite
color	flavor

Challenge word flashcards for My Many Colored Gumdrops

by	gumdrops
is	graph
colored	what
your	



ABCDe-tective Sight-Word Smart Check List.



- an
- by
- has
- is
- my
- what
- your

Color Words:

- red
- orange
- yellow
- green
- blue

- purple
- pink
- white
- black
- brown

There are also **9** challenge words: gumdrop(s), many, mud, pie, favorite, color, colored, flavor, & graph

I CAN read this booklet. I KNOW these **26** words! Yay me!

Congratulations!

has successfully read *My Many Colored Gumdrops*
Keep up the great work!




Teacher: _____

Date: _____

[illegible]

[illegible]



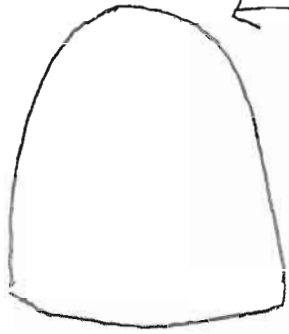
Interchangeable
Velcro pieces.

red


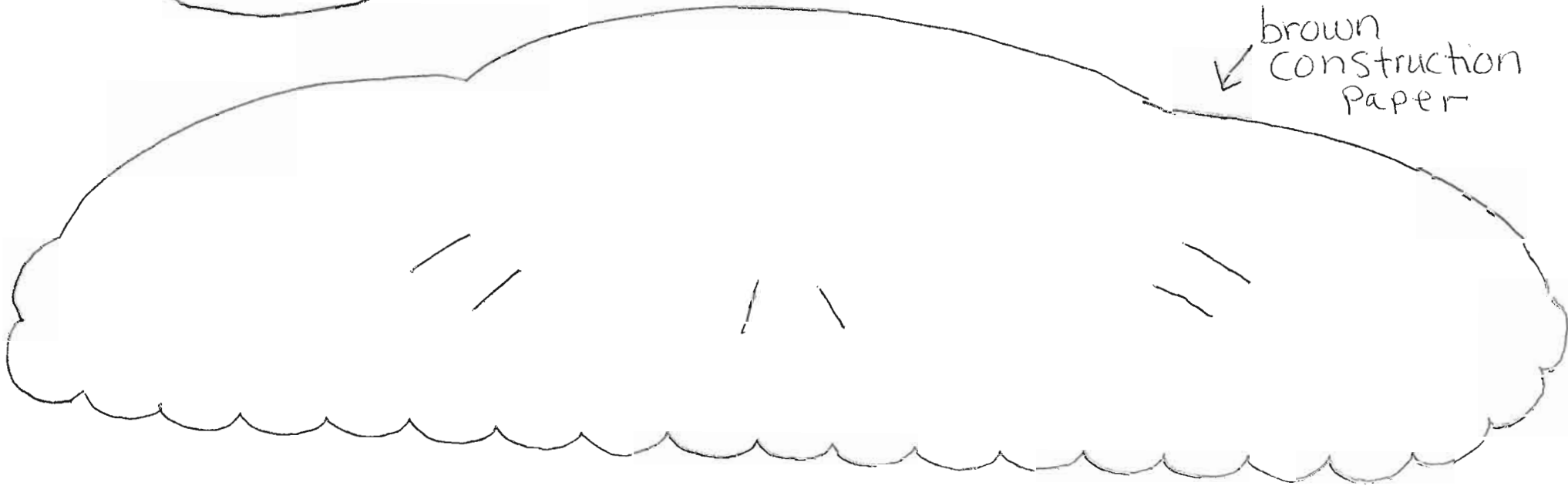
Teacher Mud Pie Manipulative Sample

↑ aluminum
Foil

← make 10 colored gumdrops.
laminate put velcro on pieces &
V. Dot on top of pie.



brown
Construction
Paper



↑ Tagboard cover with aluminum foil

red

orange

yellow

green

blue

purple

pink

black

white

brown

TeachWithMe.com

- Trace these words with the matching color.
- Laminate the page and then cut out the word strips.
- Put a piece of Velcro on the back and a Velcro dot under the gumdrop.
- Change the words to match the colored gumdrops.
- Use this big manipulative as the students read their booklets as a whole group.