I See The

-At Family

By

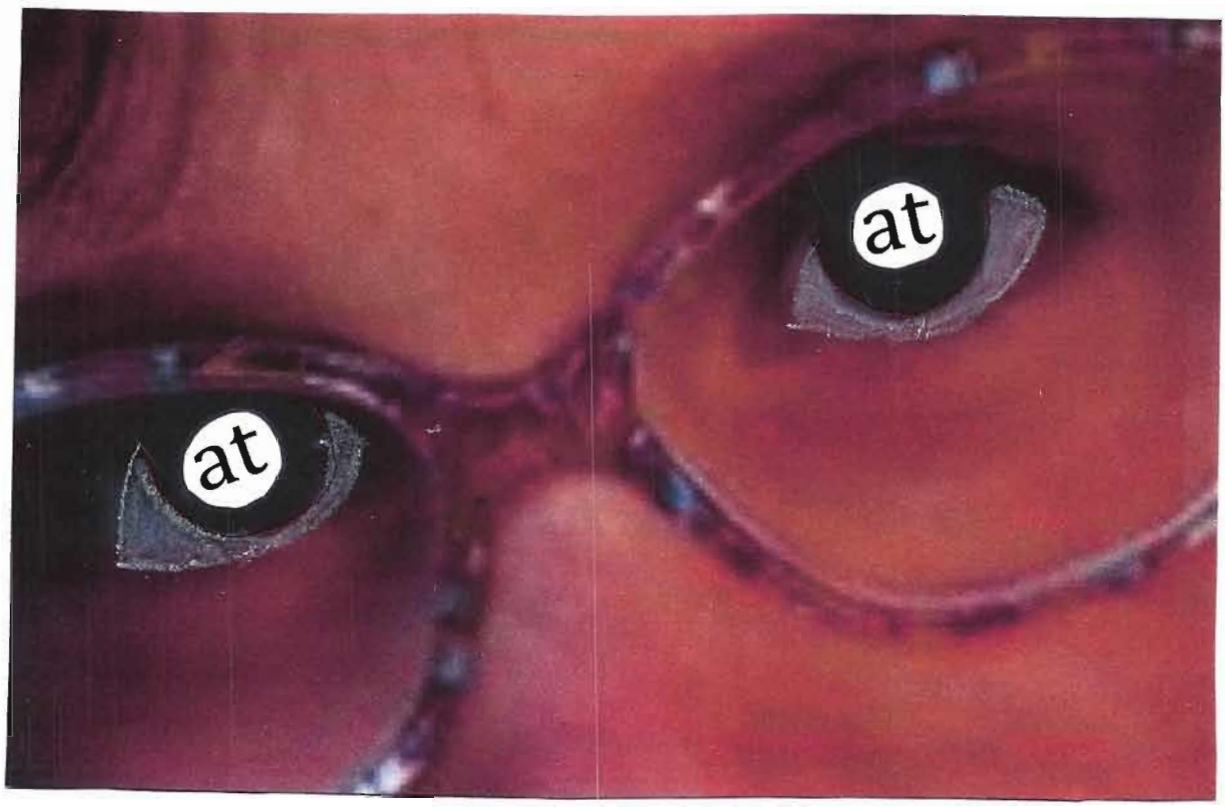

©TeachWithMe.com

I see a bat.

1

I see a fat cat.

2

I see a hat.

3

I see a mat.

4

I see a rat.

5



I see a bat and a fat cat named Pat, who sat on a mat, who ate a rat in a hat, imagine that!

1

2

3



4

©TeachWithMe.com


5


5

Challenge word flashcards for At Family Book

in	imagine
that	My Itty Bitty Book Of Words
	
	

©TeachWithMe.com

Challenge word flashcards for At Family Book

I	family
see	the
by	at
a	bat
fat	cat

©TeachWithMe.com

Challenge word flashcards for At Family Book

hat	mat
rat	and
named	Pat
who	sat
on	ate

©TeachWithMe.com

ABCDe-tective Sight-Word Smart Check List.

- a
- and
- at
- by
- I
- in
- on
- see
- that
- the
- who

There are also **12** challenge words: imagine, family, bat, cat, fat, hat, mat, Pat, rat, sat, named, & ate. I CAN read this booklet. I KNOW these **23** words! Yay me!

Congratulations!

_____

has successfully read ***I See The –At Family***
Keep up the great work!



Teacher: _____

Date: _____

©TeachWithMe.com

Graphing Time

Which –At character do you like best?

bat	cat	rat
Total:	Total:	Total:

Diane

Trace the words and then write the words and put them in alphabetical order.
Cut the pictures and glue them next to the appropriate word.

mat bat

bat cat

hat hat

rat mat

cat rat

Trace the words and then write the words and put them in alphabetical order.
Cut the pictures and glue them next to the appropriate word.

mat

bat

hat

rat

cat



©TeachWithMe.com

Match the picture to the word.
Use a DIFFERENT color for each one. TRACE the words.

mat

bat



rat

hat

cat

©TeachWithMe.com

Mixing MATH & READING! Count how many and write the number.

_____



_____

_____

_____

_____

_____

_____

_____

_____

©TeachWithMe.com

Silly Story-Poem For The –at Family

This is Pat.
She is a fat cat.
She sat on a mat.
She got fat eating a rat.
She likes to play with the bat.
He likes to fly by her mat.
Imagine that, a bat, a cat and a rat!

©TeachWithMe.com

Dear Families,

Please help your child master some of the **–at** word family words by having them read the silly story–poem ***This Is Pat*** to you each day this week.

Each time they read the story–poem to you, please draw a star or smilie face in the box. When they have filled in all of the boxes, please sign the bottom of the paper and return it to school.

As an incentive, and self–esteem builder, I keep track of who returns their paper on a class poster. Students receive a sticker by their name; so many stickers equals a prize.

Thanks in advance for helping your child shine a little brighter and working as a team with me to help make your child become a lover of reading.

If you have any questions, feel free to give me a call.

Educationally Yours,

_____ has read the silly story–poem *This Is Pat* to me each day this week.

_____

Date: _____

©TeachWithMe.com

	Whoooo Has Turned in Their Silly-Story Poem Reading Log?														
1															
2															
3															
4															
5															
6															
7															
8															
9															
10															
11															
12															
13															
14															
15															
16															
17															
18															
18															
20															
21															
22															
23															
24															
25															
26															
27															
28															
29															
30															

©TeachWithMe.com

Diane

Cat Slider

← cut slits

↑ Insert strip

Run Off on Tan, yellow, or brown construction Paper & cut out.

©TeachWithMe.com

©TeachWithMe.com

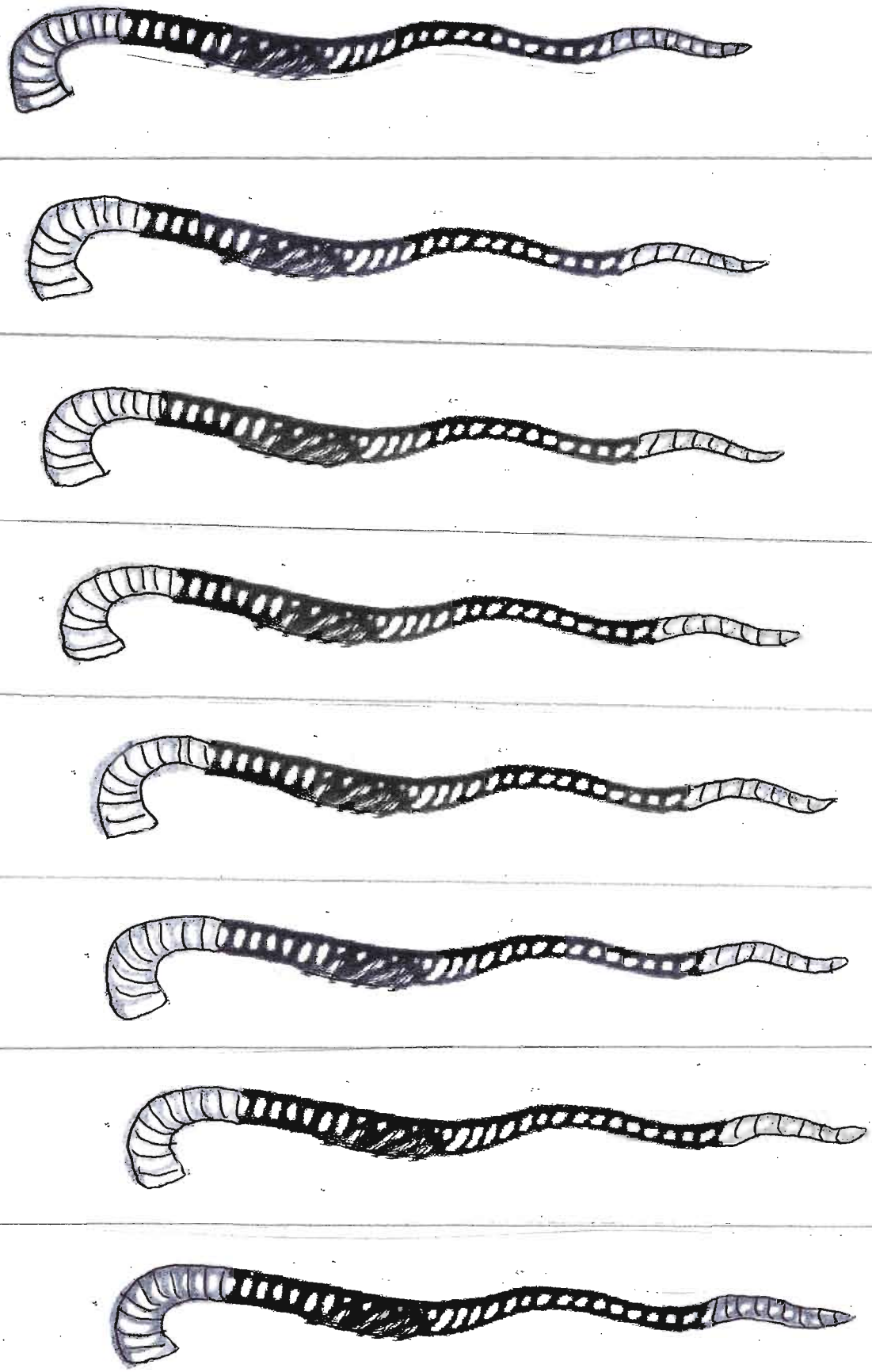

Rat Tail - Run Off on Gray Construction Paper & cut out. You could also use yarn.

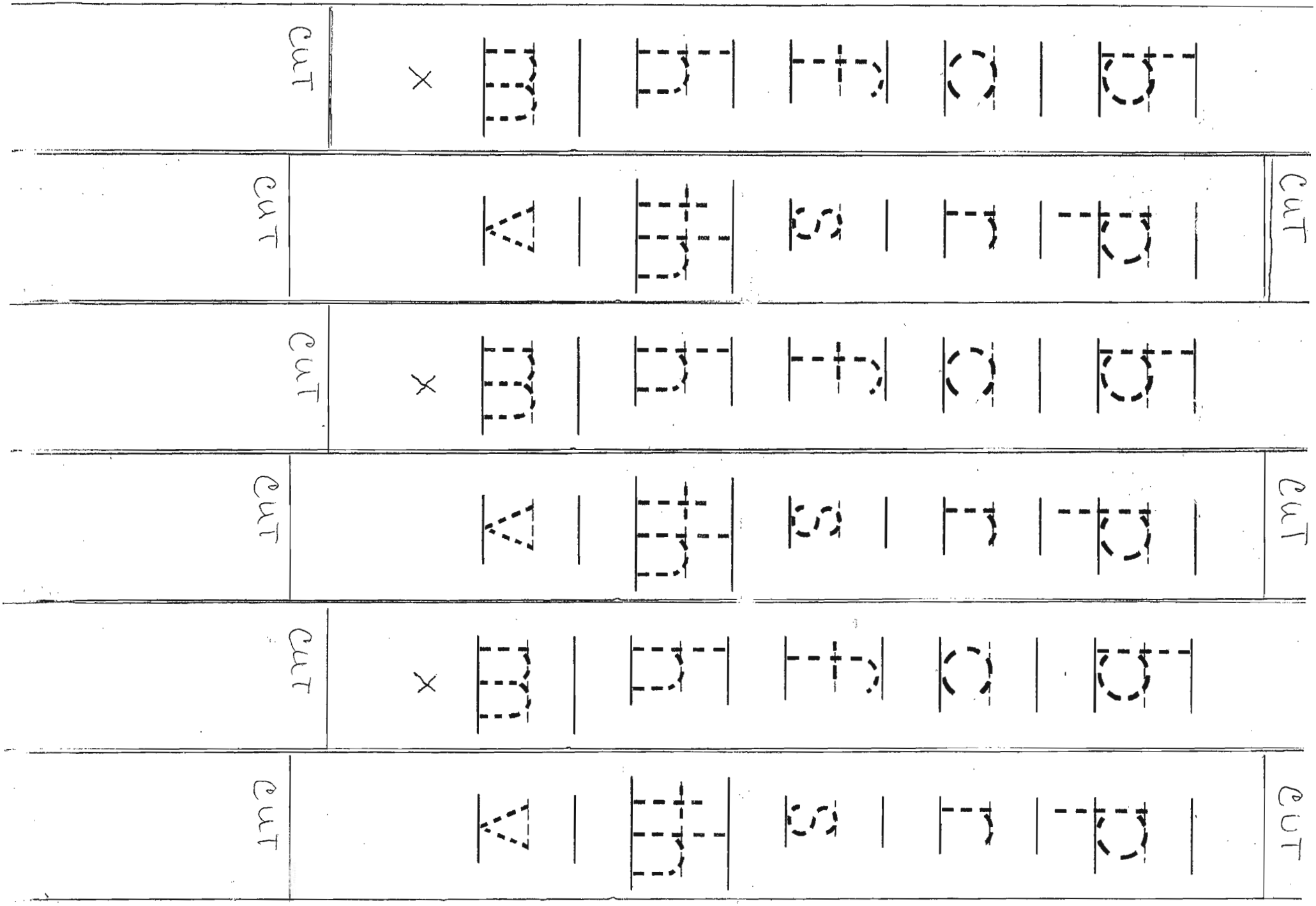

©TeachWithMe.com

X GLUE ON TOP "p" goes on X.
Run of white Construction Paper & cut out.
Students Trace letters.