

1 2 3

Count With Me

By The Sea

This booklet created by:



1 one

I one



Blank handwriting practice lines consisting of a solid top line, a dashed middle line, and a solid bottom line.

I see

I seashell.

1 2 3 4 5 6 7 8 9 10

A row of five empty rectangular boxes for writing practice.

A large empty rectangular box for writing practice.

5 five

5

five



I see 5 seashells.

1 2 3 4 5 6 7 8 9 10

--	--	--	--	--

5

6

six

6

six



Blank handwriting practice lines consisting of a solid top line, a dashed middle line, and a solid bottom line.

I see 6 seashells.

1 2 3 4 5 6 7 8 9 10

6

7 seven 7 seven



Blank handwriting lines consisting of a solid top line, a dashed middle line, and a solid bottom line.

I see 7 seashells.

1 2 3 4 5 6 7 8 9 10

8 eight 8 eight



I see 8 seashells.

1 2 3 4 5 6 7 8 9 10

9 nine

9 nine



Blank handwriting practice lines consisting of a solid top line, a dashed middle line, and a solid bottom line.

I see 9 seashells.

1 2 3 4 5 6 7 8 9 10

9

10 ten 10 ten




Blank handwriting practice lines consisting of a solid top line, a dashed middle line, and a solid bottom line.


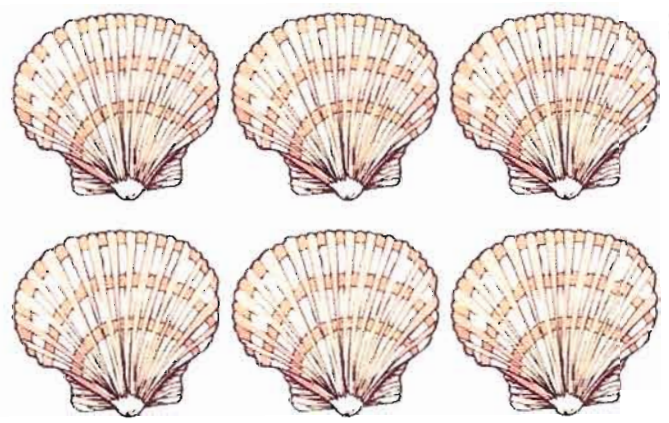
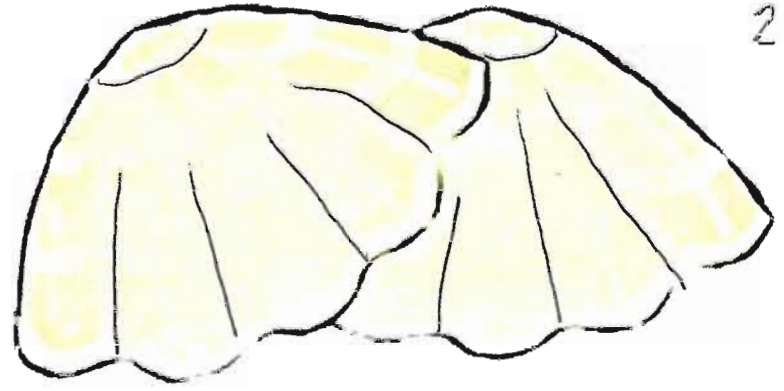
I see 10 seashells.



1 2 3 4 5 6 7 8 9 10

10

Ten seashells
sitting on the seashore
sparkling in the sunshine.







CUT out the groups/sets of seashells and GLUE them to the matching numbered boxes in your booklet.





These little counting books give you lots of “bang for your time!”

- Students READ the number as a number and as a word.
- Students trace the number and word.
- They write the number and word.
- They read and see that many of “something” in a sentence.
- They spy that number in a sequence of numbers and CIRCLE that number.
- They X that many boxes. Students can also bingo dot or stamp that many boxes.
- Students cut and glue the group/set to the matching numbered boxes.
- When everyone has finished their booklet, read it aloud as a whole group and review concepts of print.
- Children will be able to take these booklets home and share them with their families.
- These are great self-esteem builders.
- You can do a page a day or an entire booklet.
- Children only need to do one of these booklets with assistance and then be able to do them independently; a different one each week or month according to your needs and themes.
- It’s a great way to learn how to identify and read numbers and number words and cover a variety of skills and standards!

Challenge word flashcards for cover of number words Itty Bitty Books

My Itty Bitty Book Of Number Words	My Itty Bitty Book Of Number Words
My Itty Bitty Book Of Number Words	My Itty Bitty Book Of Number Words
My Itty Bitty Book Of Number Words	My Itty Bitty Book Of Number Words
My Itty Bitty Book Of Number Words	My Itty Bitty Book Of Number Words
My Itty Bitty Book Of Number Words	My Itty Bitty Book Of Number Words

Challenge word flashcards for numbers

one

two

three

four

five

six

seven

eight

nine

ten

Challenge word flashcards for numbers 2

1	2
3	4
5	6
7	8
9	10

Challenge word flashcards for 123 Count With Me By The Sea

I	with
me	by
the	sea
sunshine	seashells
sparkling	seashore

Challenge word flashcards for 123 Count With Me By The Sea

on

in

see

sitting



ABCDe-tective Sight-Word Smart Check List.



- by
- I
- in
- me
- on
- see
- the
- with

There are also **17** challenge words: one, two, three, four, five, six, seven, eight, nine, ten, count, sea, seashell(s), sitting, seashore, sparkling, & sunshine. I CAN read this booklet. I KNOW these **25** words! Yay me!

Congratulations!

has successfully read *123 Count With Me By The Sea*
Keep up the great work!



Teacher: _____

Date: _____