


Letter From Santa Extra's



©TeachWithMe.com



*On Christmas Eve,
Before you go to bed
Sprinkle this reindeer food on your lawn.
The glitter sparkling in the moonlight
And the smell of the oats
Will help to guide Rudolph right to your house!*



*On Christmas Eve,
Before you go to bed
Sprinkle this reindeer food on your lawn.
The glitter sparkling in the moonlight
And the smell of the oats
Will help to guide Rudolph right to your house!*

Magical Reindeer Food



On Christmas Eve,
before you go to bed
sprinkle this magical reindeer food on your lawn.
The glitter sparkling in the moonlight
and the smell of the oats
Will help to guide Rudolph right to your house.



Magical Reindeer Food



On Christmas Eve,
before you go to bed
sprinkle this magical reindeer food on your lawn.
The glitter sparkling in the moonlight
and the smell of the oats
Will help to guide Rudolph right to your house.



Letter From Santa

Letter From Santa

Letter From Santa

Letter From Santa

Letter From Santa

Letter From Santa

Letter From Santa

Letter From Santa

Letter From Santa

Letter From Santa

Letter From Santa

Letter From Santa

Letter From Santa

Letter From Santa

Letter From Santa

Letter From Santa

Letter From Santa

Letter From Santa

Letter From Santa

Letter From Santa

Letter From Santa

Letter From Santa

Letter From Santa

Letter From Santa

Letter From Santa

Letter From Santa

Letter From Santa

Letter From Santa

Letter From Santa

Letter From Santa

North Pole
Candy Cane Lane

North Pole
Candy Cane Lane

North Pole
Candy Cane Lane

North Pole
Candy Cane Lane

North Pole
Candy Cane Lane

North Pole
Candy Cane Lane

North Pole
Candy Cane Lane

North Pole
Candy Cane Lane

North Pole
Candy Cane Lane

North Pole
Candy Cane Lane

North Pole
Candy Cane Lane

North Pole
Candy Cane Lane

North Pole
Candy Cane Lane

North Pole
Candy Cane Lane

North Pole
Candy Cane Lane

North Pole
Candy Cane Lane

North Pole
Candy Cane Lane

North Pole
Candy Cane Lane

North Pole
Candy Cane Lane

North Pole
Candy Cane Lane

North Pole
Candy Cane Lane

North Pole
Candy Cane Lane

North Pole
Candy Cane Lane

North Pole
Candy Cane Lane

North Pole
Candy Cane Lane


North Pole
Candy Cane Lane

North Pole
Candy Cane Lane

North Pole
Candy Cane Lane

North Pole
Candy Cane Lane

North Pole
Candy Cane Lane














A Letter From Santa



I wondered if getting a personal letter from Santa would help improve my students' energetic December behavior (they are soooo excited!) and add to the wonder of Christmas.

So one afternoon 12 years ago, I decided to sit down and become Santa for an hour and I composed a letter for a boy and one for a girl, then I put each of my student's names in, put some Christmas - printed paper in my copier and within 10 minutes I had 40 personal letters from Santa!

- I designed some adorable North Pole address labels, + a sticker that said: A Letter From SANTA



- Xeroxed off a coloring page,
- Tucked in a sticker and took it a step farther...
- I bought a box of Quaker Oats at the grocery store and a big bottle of blue glitter and I made up an enticing batch of "reindeer food" for Rudolph and the gang.
- Craft stores sell the little clear Ziploc bags in packs of 100 for \$1.49, so with spoon in hand I was in business scooping 1 spoon of oats and 1/4 teaspoon of glitter into a tiny bag. (And then shake it up.)
- A Christmas Stamp printed in green on the envelope was the finishing touch.

- I wrote everything with a green and red marker and tucked in a note explaining about the bag of glitter oats.
- Anything we send to students our school pays the postage for, so my total investment was around \$7.00.
- Buy everything when things are deeply discounted after Christmas and you'll save even more!
- My students are thrilled. They get the cards in a day; some of them even bring them in to share with me.
- The looks of excitement and the sparkle in their eyes make the extra time and effort definitely worth it!
- The thing that's amazing is that each year that I've done this, is that right after the children receive their cards their behavior really does IMPROVE! I don't know if it's because of the card or not, and I don't really care, but I will continue to do it for as long as I teach.
- I now send them to my grandchildren.
- One year I had a mom ask if she could have a copy to run off for the rest of her children. I don't know why I hadn't thought of that! So now I keep extra's available for parents who request it.
- I have a girl and a boy version for you. Simply write your students names in and put the Christmas paper face down in your copy machine, or face up depending on your copier.
- For those of you who are [subscription](#) members you can print my Santa address labels by putting my master in your printer with a sheet of 30-count Avery labels in the paper tray (**one** sheet at a time.) My HP printer has the labels face down. Follow the directions for yours.
- The labels and Reindeer food insert are available in **A Letter From Santa Extra's**.

I don't mention the cards in my newsletter. I guess I want my parents to wonder who on earth Santa is too. After all, I still hear the bells! Do you?

