

9 delicious reindeer noses from me.  
Packaged with lots of love and TLC  
They come with happy smiles of joy to say  
I hope you have a Merry Christmas Day!

Love from your little "Dear"




Diane


---







# *Reindeer Noses*





## Reindeer Noses!

**Have Your Students Make Them As Christmas Gifts, Or Give Them To Your Students As A Sweet Treat!**



A crafty teacher shared her idea of making reindeer noses on one of the chat boards I enjoy. I thought it was really cute.

I think your students would have fun making a bag of chocolate reindeer noses as a gift for their parents or grandma and grandpa. Keeping this in mind, I designed a poem-card to go with them, and a header they can color.

They are also easy enough for a teacher to whip together to give to an entire class on their last day before vacation, and make adorable party favors if your child has a December birthday.

### Here's How:




- 
- I thought that Whoppers would make the perfect size for a Reindeer's nose.
- I found the best deal for these malted milk balls at **Big Lots**. The bag is only \$6. My 39 oz. bag had 501 brown reindeer noses inside!
- Yes I counted them all, so you wouldn't have to wonder. That lets you make 62 bags! (You need 8 brown noses to represent 8 of Santa's reindeer!)

On *Dasher, Dancer, Prancer, Vixen, Comet, Cupid, Donner, and Blitzen!*



- You might want to share this idea with another teacher and cut your cost in ½ or make them with/for your students and send the rest as treats for your own child.

- I hit the Jackpot when I checked our Dollar Store looking for Rudolph's red nose. They had a bag of the same-size bubblegum that contained 44 pieces with only 4 color options inside! (red, green, yellow and blue).
- I looked for bags that had a lot of red. The 2 bags I purchased had 13 and 14 red pieces in them!
- Snack Baggies are also sold at The Dollar Store and make the perfect container.
- Run off my header, have students color it, and glue to a green strip of construction paper for pizzazz and you're in business.
- You can staple the header to the Baggie or use Scotch tape.



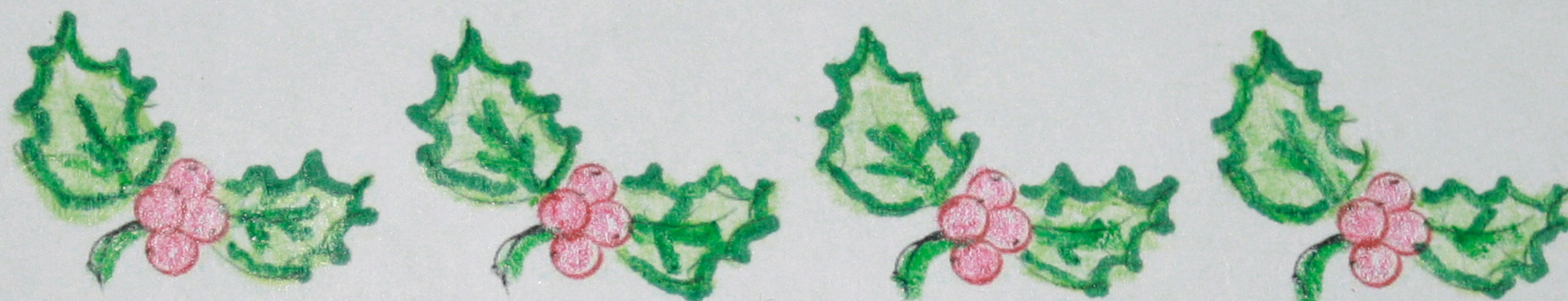
- Have children press their thumb in the brown stamp pad to make a reindeer head. Add antlers and facial details with crayons or markers.
- Students write their names in an ABAB pattern with a green and red crayon and color the holly for that finishing touch!
- Children glue their completed picture on a sheet of red construction paper.
- Set up the ingredients as a center on a TV tray or small table. Put the noses in two different bowls with plastic spoons. Allow students to count 9 brown balls into their bag + 1 red one which will = 10 (I work with base 10 all year so this is perfect!).
- Students take their Baggie back to their workstation and may now eat 1 BROWN nose.  $10 - 1 = 9$  reindeer noses. Encourage students to say the equations.
- STRESS that they can only eat 1 and that it can only be a **brown** nose. It's a nice way to review addition and subtraction and a great way to avoid begging and continuous questions of: "Can I please have one?" After all, it's hard to be little and not tempted with a bowl of chocolate Whoppers!

After they've finished their gift, have them continue with another math extension and visit [meilistudios](http://www.meilistudios.com/webapps/rudolph-reindeer/index.php) to figure out how old they are in Rudolph years!

<http://www.meilistudios.com/webapps/rudolph-reindeer/index.php>

*Now dash away, dash away, dash away all!*






# *Reindeer Noses*







9 delicious reindeer noses from me.  
Packaged with lots of love and TLC  
They come with happy smiles of joy to say  
I hope you have a Merry Christmas Day!

Love from your little "Dear"



Diane







**9 delicious reindeer noses from me.  
Packaged with lots of love and TLC  
They come with happy smiles of joy to say  
I hope you have a Merry Christmas Day!**

**Love from your little "Dear"**



**9 delicious reindeer noses from me.  
Packaged with lots of love and TLC  
They come with happy smiles of joy to say  
I hope you have a Merry Christmas Day!**

**Love from your little "Dear"**







*Reindeer Noses*



*Reindeer Noses*



*Reindeer Noses*



*Reindeer Noses*



*Reindeer Noses*