



Coin Shamrocks

This is a great math center game for March.

Run off the shamrocks on white construction paper, laminate and cut out.

You can color the coins, or have children or a room helper do that, or simply keep them plain.

Run off the coin values on lime green copy paper; laminate and cut into squares.

There are enough strips for 6 games. Keep them separate in mini manila envelopes.

Run off the coin identification shamrocks on light green paper, color, laminate and cut out.

These will help struggling students identify coins and values easier.

To make the game more whimsical, inform students that an invisible leprechaun needs to know how much each one of the shamrocks costs.

Help him out by matching up the values to the shamrocks.

You can make the game more hands-on by including plastic play money and have students find and cover the coins as well.



Make the game a competition by playing with a partner.

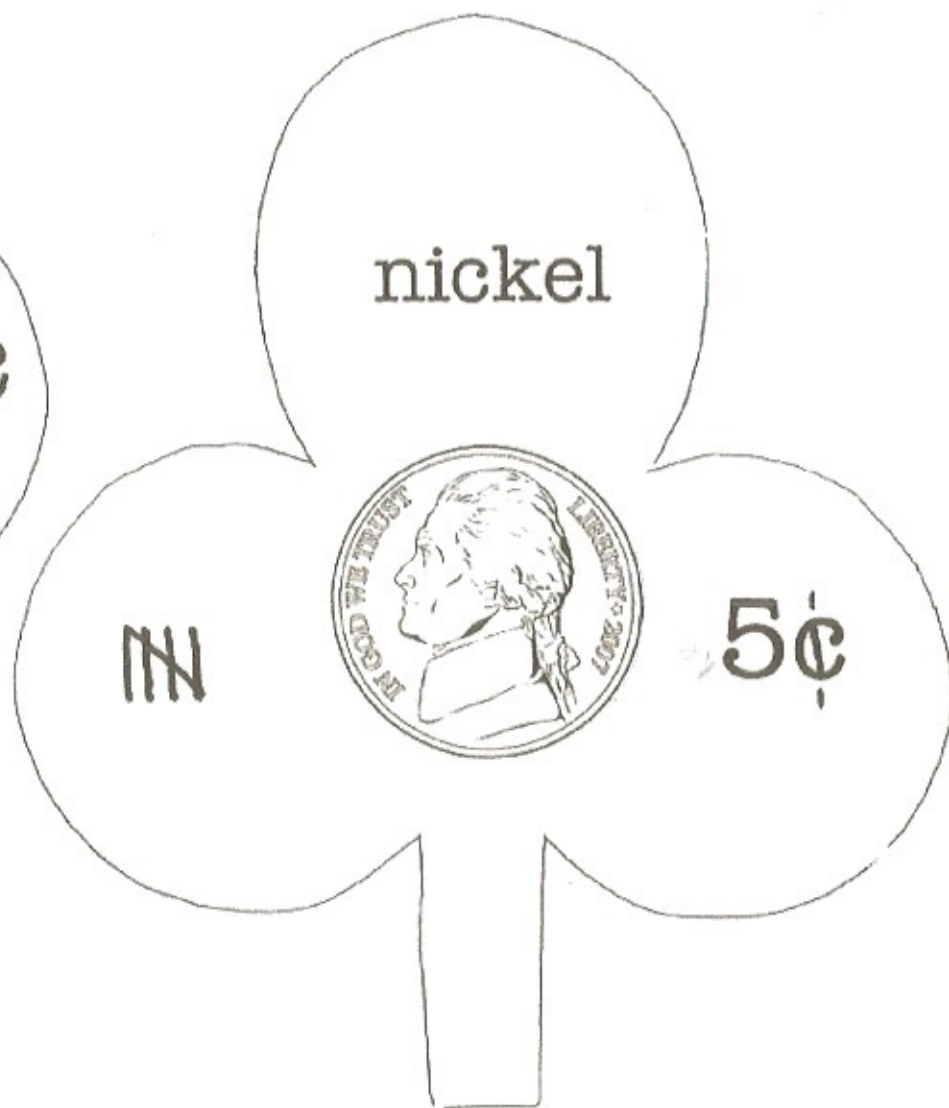

Divide the shamrock cards up and see who can finish first.

Make a set for the white board. Ask whole group questions and assess.

Add magnet strip to the backs of the shamrocks and Velcro to the center squares and value pieces. Hang up on the white board.

How Much Is This Shamrock? Is a perfect writing extension to accompany this center activity. It's **TWM 841**





5	5	5	5	5	5
15	15	15	15	15	15
41	41	41	41	41	41
50	50	50	50	50	50
40	40	40	40	40	40
25	25	25	25	25	25
47	47	47	47	47	47
20	20	20	20	20	20
75	75	75	75	75	75
30	30	30	30	30	30

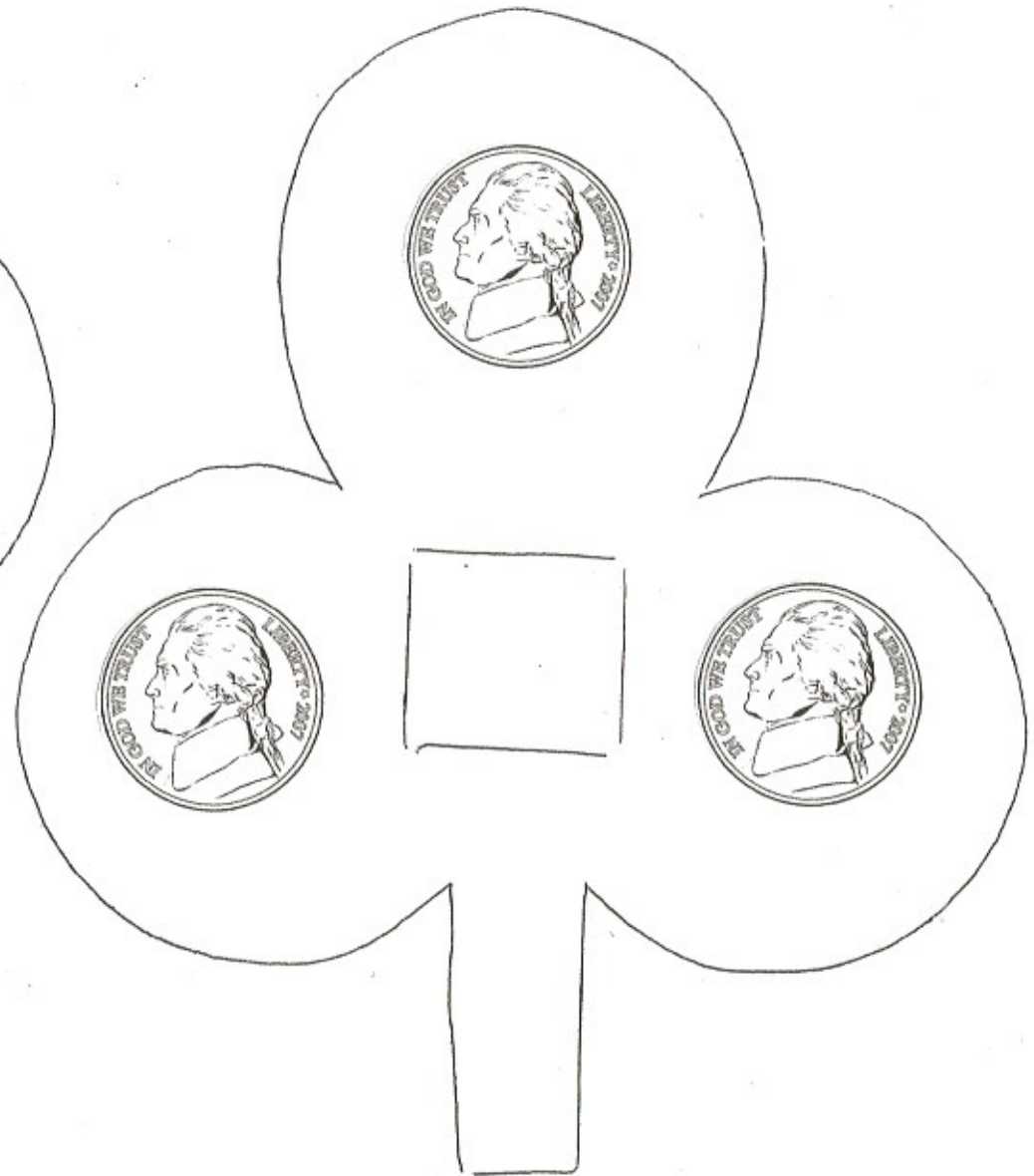

Laminate & Cut out.



6 Student file
Stripes.



Run off on a Color paper.



©TeachWithMe.com



Value files
for Coin Shamrocks













Make your own...





make your own.



did a “cent” sational job
with our shamrock coin activities today!

Teacher: _____ Date: _____



did a “cent” sational job
with our shamrock coin activities today!

Teacher: _____ Date: _____