


# My Read, Trace & Write Dolch Word Kindergarten Phrase Packet



©TeachWithMe.com




*Dear Families*

- Attached you will find your child's phrase cards.
- Please have them choose several cards to read each night to you.
- When they can read the card(s) fluently replace them with another card.
- I've enclosed a *"caught bee-ing a good reader"* chart for you to keep track of your child's progress.
- To help you remember to have them read their words, please post it on the fridge.
- Have them X off a box each time they read their cards.
- When their chart is completed, or when they can read all of their cards fluently please sign and return.
- Thanks in advance for your cooperation.

*Educationally yours,*






I was caught bee-ing a good reader!

I have read my phrase cards every day or I can read all of my phrase cards fluently!

Monday	Tuesday	Wednesday	Thursday	Friday	Saturday

Signed: \_\_\_\_\_ Child's Name: \_\_\_\_\_

Date: \_\_\_\_\_



I was caught bee-ing a good reader!

I have read my phrase cards every day or I can read all of my phrase cards fluently!

Monday	Tuesday	Wednesday	Thursday	Friday	Saturday

Signed: \_\_\_\_\_ Child's Name: \_\_\_\_\_

Date: \_\_\_\_\_





I was caught bee-ing a good reader!

I have read my phrase cards every day or I can read all of my phrase cards fluently!

Monday	Tuesday	Wednesday	Thursday	Friday	Saturday

Signed: \_\_\_\_\_ Child's Name: \_\_\_\_\_

Date: \_\_\_\_\_



I was caught bee-ing a good reader!

I have read my phrase cards every day or I can read all of my phrase cards fluently!

Monday	Tuesday	Wednesday	Thursday	Friday	Saturday

Signed: \_\_\_\_\_ Child's Name: \_\_\_\_\_

Date: \_\_\_\_\_



Bee SHARP!

I was caught bee-ing a good reader!  
I have read my phrase cards every day or I can read all of my phrase cards fluently!

Monday	Tuesday	Wednesday	Thursday	Friday	Saturday

Signed: \_\_\_\_\_ Child's Name: \_\_\_\_\_  
Date: \_\_\_\_\_



Bee SHARP!

I was caught bee-ing a good reader!  
I have read my phrase cards every day or I can read all of my phrase cards fluently!

Monday	Tuesday	Wednesday	Thursday	Friday	Saturday

Signed: \_\_\_\_\_ Child's Name: \_\_\_\_\_  
Date: \_\_\_\_\_



**You're  
Sharp!**

I'll get right to the point!

\_\_\_\_\_ is a sharp reader and is doing well with their  
phrase cards.

**Teacher:** \_\_\_\_\_ **Date:** \_\_\_\_\_



**You're  
Sharp!**

I'll get right to the point!

\_\_\_\_\_ is a sharp reader and is doing well with their  
phrase cards.

**Teacher:** \_\_\_\_\_ **Date:** \_\_\_\_\_






## Congratulations!

I caught \_\_\_\_\_  
doing a dog gone good job  
reading phrase cards today!

Teacher: \_\_\_\_\_

Date: \_\_\_\_\_



## Congratulations!

I caught \_\_\_\_\_  
doing a dog gone good job  
reading phrase cards today!

Teacher: \_\_\_\_\_

Date: \_\_\_\_\_

Kindergarten Phrase Cards

My Itty Bitty Booklet Of Phrases	Kindergarten Dolch Words
all that I am	he ate it all
she ate all of it	it is brown and black
but I do like it	be like that
at four	get into our



Kindergarten Phrase Cards

it is good he came	are you good at
but he did it	but do they want
he went into get	do they have
do they eat	four are new
all are there	get into the

Kindergarten Phrase Cards

get on the	get out now
be like our new	please get out
she is pretty	get on the new
no I must go out	please ride on
soon I can ride	so that she can

Kindergarten Phrase Cards

so that he can say	she saw that they
they ride the	she ran there
she saw the	this is too much
I was under the	she was under
I want to go there	she did well there

Kindergarten Phrase Cards

she was under there	what went there
it was white	who was there
she went there too	I want one too
she went with	yes I like that
all are good	she is well



Kindergarten Phrase Cards

I ate four	she saw it there
yes I want one	no he went there
all are there	yes I am well

### Kindergarten Dolch Word Phrase Skill Sheets

Read, trace and write the phrases.

They will help you learn the words. Your teacher will tell you what numbers to do. When your packet is complete, Make complete sentences out of the phrases, by adding a capital letter to the 1<sup>st</sup> word, a punctuation mark at the end, and words to make the sentence make sense.

1. all that I am

2. he ate it all

3. she ate all of it

4. it is brown and  
black

5. but I do like it

6. be like that

7. at four

8. get into our

9. it is good he came

10. are you good at

11. but he did it

12. but do they want

13. he went into get

14. do they have

15. do they eat

16. four are new

17. all are there



18. get into the

19. get on the

20. get out now

21. be like our new

22. please get out

23. she is pretty

24. get on the new

25. no I must go out

26. please ride on

27. soon I can ride

28. so that she can

29. so that he can say

30. she saw that they

31. they ride the

32. they ran there

33. she ran there

34. she saw the

35. this is too much

36. I was under the

37. she was under

38. I want to go there

39. she did well there

40. she was under there

41. what went there



42. it was white

43. who was there

44. she went there too

45. I want one too

46. she went with

47. yes I like that

48. all are good

49. she is well

50. I ate four