


**My Read, Trace & Write
Dolch 2nd Grade
Word Phrase Packet**






Dear Families

- Attached you will find your child's phrase cards.
- Please have them choose several cards to read each night to you.
- When they can read the card(s) fluently replace them with another card.
- I've enclosed a *"caught bee-ing a good reader"* chart for you to keep track of your child's progress.
- To help you remember to have them read their words, please post it on the fridge.
- Have them X off a box each time they read their cards.
- When their chart is completed, or when they can read all of their cards fluently please sign and return.
- Thanks in advance for your cooperation.

Educationally yours,






I was caught bee-ing a good reader!

I have read my phrase cards every day or I can read all of my phrase cards fluently!

Monday	Tuesday	Wednesday	Thursday	Friday	Saturday

Signed: _____ Child's Name: _____

Date: _____



I was caught bee-ing a good reader!

I have read my phrase cards every day or I can read all of my phrase cards fluently!

Monday	Tuesday	Wednesday	Thursday	Friday	Saturday

Signed: _____ Child's Name: _____

Date: _____



I was caught bee-ing a good reader!

I have read my phrase cards every day or I can read all of my phrase cards fluently!

Monday	Tuesday	Wednesday	Thursday	Friday	Saturday

Signed: _____ Child's Name: _____

Date: _____



I was caught bee-ing a good reader!

I have read my phrase cards every day or I can read all of my phrase cards fluently!

Monday	Tuesday	Wednesday	Thursday	Friday	Saturday

Signed: _____ Child's Name: _____

Date: _____



Bee SHARP!

I was caught bee-ing a good reader!
I have read my phrase cards every day or I can read all of my phrase cards fluently!

Monday	Tuesday	Wednesday	Thursday	Friday	Saturday

Signed: _____ Child's Name: _____
Date: _____



Bee SHARP!

I was caught bee-ing a good reader!
I have read my phrase cards every day or I can read all of my phrase cards fluently!

Monday	Tuesday	Wednesday	Thursday	Friday	Saturday

Signed: _____ Child's Name: _____
Date: _____



You're
Sharp!

I'll get right to the point!

_____ is a sharp reader and is doing well with their
phrase cards.

Teacher: _____ Date: _____



You're
Sharp!

I'll get right to the point!

_____ is a sharp reader and is doing well with their
phrase cards.

Teacher: _____ Date: _____




Congratulations!

I caught _____
doing a dog gone good job
reading phrase cards today!

Teacher: _____

Date: _____



Congratulations!

I caught _____
doing a dog gone good job
reading phrase cards today!

Teacher: _____

Date: _____

Second Grade Phrase Cards

My Itty Bitty Booklet Of Phrases	Second Grade Dolch Words
he has been around	because it is best
she is the best	I like to buy the best
it is cold in here	both of them are cold
before I call	I always call my

Second Grade Phrase Cards

does he come around	don't come around
he ran fast	she is first
I found it first	she found five
it is green	I found a green one
he goes first	don't go fast

Second Grade Phrase Cards

I made many	get off of that
I read fast	pull the green
pull it fast	sing them to sleep
sit up please	pull it right off the
read or sing those	once upon a

Second Grade Phrase Cards

use and wash those	please tell us a
which one of those	he likes green
I like those very much	those are their red
which one of those	please use up the
I like to wish upon a	why did they do that

Second Grade Phrase Cards

would she like to	I work well with
I wish you would	please write it on the
go tell the	you and your
he and your	you're going to like
you're not going	why did you

Second Grade Phrase Cards

did you work on your	would you like to
would you look right	would you stop going to
please go tell your	you're going to go to the
could you and your	just because you think you're
right now I would like to	how did your

Second Dolch Word Phrase Skill Sheets

Read, trace and write the phrases.

They will help you learn the words. Your teacher will tell you what numbers to do.

When your packet is complete, Make complete sentences out of the phrases, by adding a capital letter to the 1st word, a punctuation mark at the end, and words to make the sentence make sense.

1. he has been around

2. because it is best

3. she is the best

4. I like to buy the best

5. it is cold in here

6. both of them are cold

7. before I call

8. I always call my

9. does he come around

10. don't come around

11. he ran fast

12. she is first

13. I found it first

14. she found five

15. they gave five

16. it is green

17. I found a green one

18. he goes first

19. don't go fast

20. I made many

21. get off of that

22. I read fast

23. pull the green

24. pull it fast

25. sing them to sleep

26. sit up please

27. pull it right off the

28. read or sing those

29. once upon a

30. use and wash those

31. please tell us a

32. which one of those

33. he likes green

34. I like those very much

35. those are their red

36. which one of those

37. please use up the

38. I like to wish upon a

39. why did they do that

40. would she like to

41. I work well with

42. I wish you would

43. please write it on the

44. go tell the

45. you and your

46. she and your

47. he and your

48. you're going to like

49. you're not going

50. why did you

51. did you work on your

52. would you like to

53. would you look right