



Congratulations!



Graduation Date: _____

School: _____

Teacher: _____



Happy Kindergarten

Graduation!

Word Pictures

Background On Tagxedo

I am over the moon excited over **Tagxedo!**

<http://www.tagxedo.com/>



It's a website that turns words, famous speeches, poems, quotes, etc. into a VISUALLY stunning word cloud.

The possibility of ideas is endless.

The site is simple to use, so that even K students can be shown how to type in a list of words and create a special piece of art to be the cover of a card.

Brainstorm a list of words with students; write them on the board, students choose the ones appropriate for them and type them in.


These are two that I made for Mother's Day. You can use mine, or have students describe their mom and make their own.

Different fonts, colors and shapes are available to choose from.

Another activity that you could do is having students make up a list of adjectives that describe them.

Students make a word picture about themselves entitled "ME".

I chose the handprint shape for mine, but they could choose whatever shape represents them, such as a shape from their favorite sport, a ballerina, their age, their initial etc.



They also have an awesome gallery featuring famous people. Two of my favorites are Abe Lincoln and Martin Luther King.

How perfect to use those, when studying these men and having students plug in a speech, or adjectives they feel describe them.

What a wonderful vocabulary builder and great independent computer center to practice keyboarding skills!

It's also a fun way for students to illustrate a poem or short story that they wrote!

My mind was going a zillion miles an hour of how else I could use this concept.

I'm always looking for different ways for students to use Dolch and CVC words, so I typed in the various lists of Dolch and CVC words to make cute anchor charts.

I made a header that says: **How many words can you spy?** Students LOVE **"I Spy"** and **"Where's Waldo?"** books, so this is yet another way to immerse students in word work in a fun way.

Run off copies of the various word pictures and have students “spy” the words in the collage.

Have them jot down the words as they find them and then, for another activity, students can alphabetize their list.

Have students make tally marks next to each word to see how many times they found it in the word picture to reinforce another standard as well!

I also thought it would be cute to make a graduation certificate using those themed-words.



It’s also a great way to plug in new vocabulary as it relates to the various science themes that you study, like butterflies.

As you can tell I had an absolute blast on this site and hope you do to!