


three O'Clock



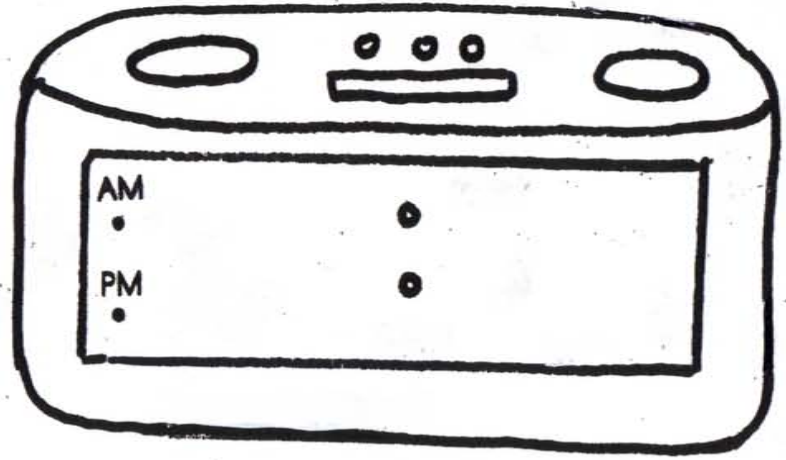
What Time Is It? ©TeachWithMe.com

What Time Is It? is a fun way to review time to the hour.

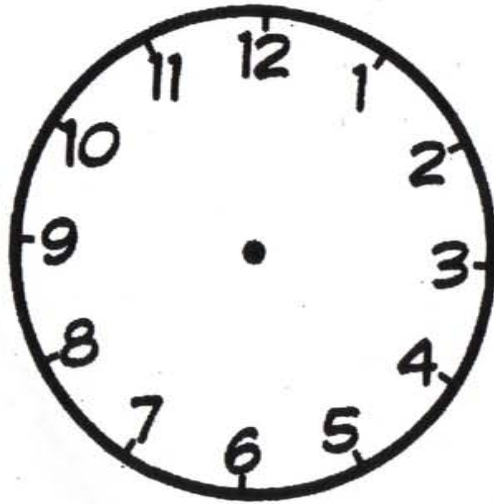
- Make copies of the analog and digital clock mat.
- Glue them to construction paper and laminate.
- Students can either draw hands on the analog clock, or you can poke a hole in the center dot with a protractor, insert a brass brad and wrap a large and small paperclip around it, to use as hands so that students can manipulate the time.
- I snipped off the extra loop of the large paperclip, so that it wasn't so long.
- You can buy dry erase markers with little sponges on the end so that students can erase their answers, or simply cut up washcloths into little squares.
- Make copies of the spinner, cut out the circles, glue them to a square of construction paper, laminate, poke a hole in the center and attach a brad and paperclip.
- Students spin the spinner. I purposely used a spinner to look like a clock so that they would get used to looking at the analog dial. Whatever number they are closest to, is the time that they will fill in on their recording sheet and work with on their clock mat. For example, their spinner lands on 3.
- Students will manipulate the paperclips to show 3:00 on the analog clock on the mat, write 3:00 on the digital clock on the mat and write the word three before O'clock on the line, tracing O'clock to complete the laminated mat.
- They will then record that information on their mini clock-recording sheet.
- The student who completes all of the times on that sheet first, is the winner of the game.
- I've made certificates for the winners of "Beat the clock" as well as certificates for those who participated.
- You can also use the laminated clock mats to individually or whole group assess your students' ability to tell time.
- I've included a certificate of praise when they have accomplished that standard.



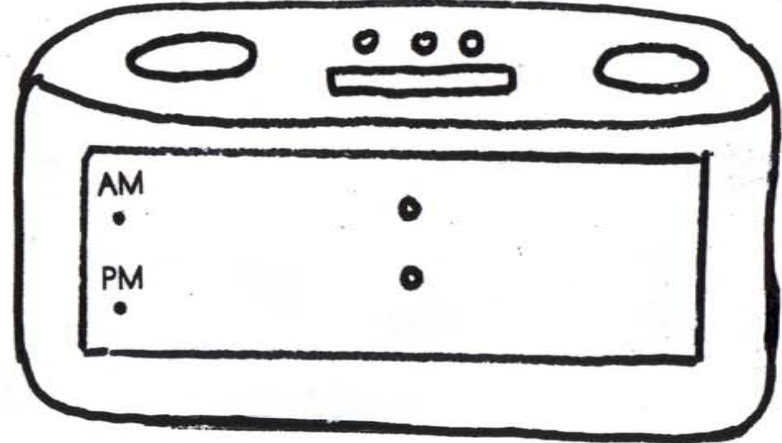
What time is it?



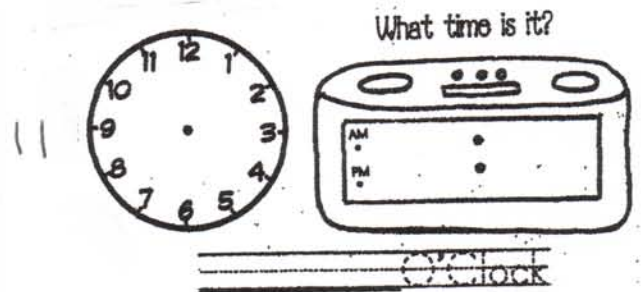
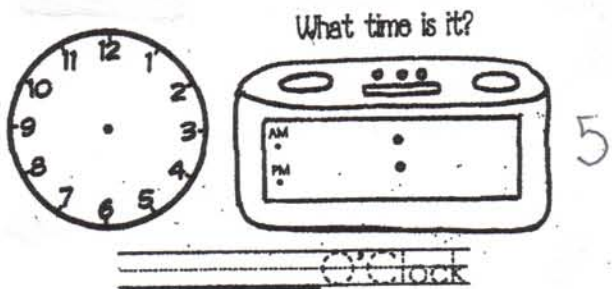
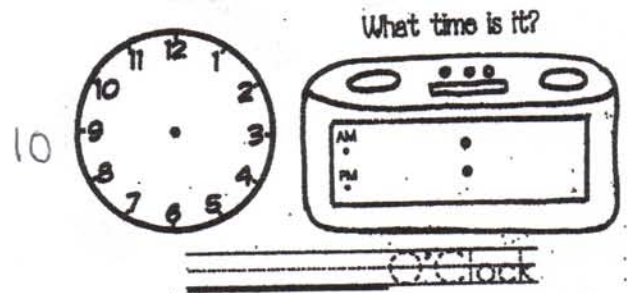
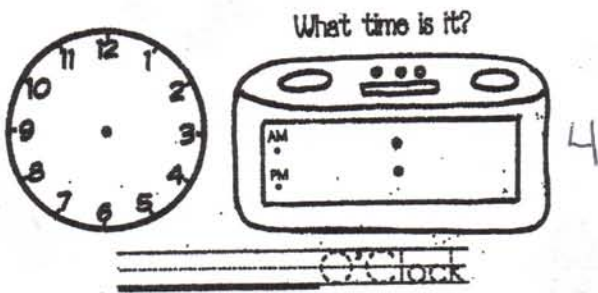
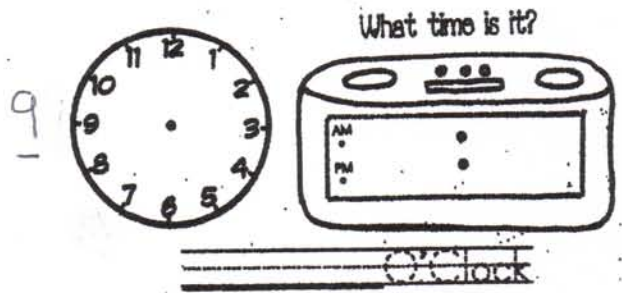
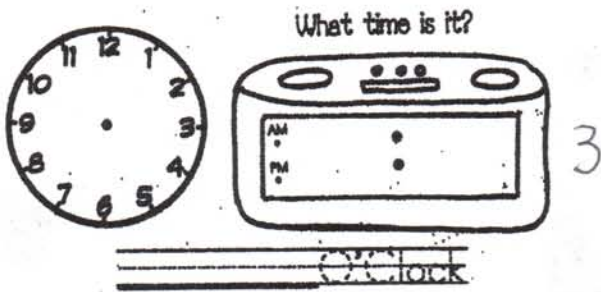
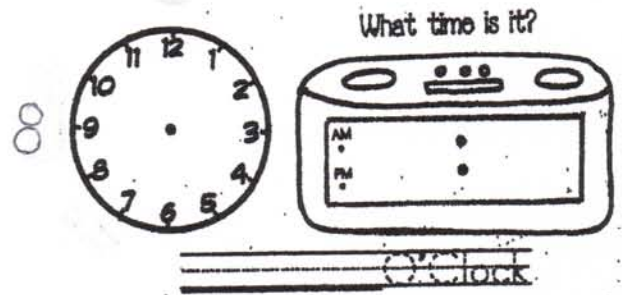
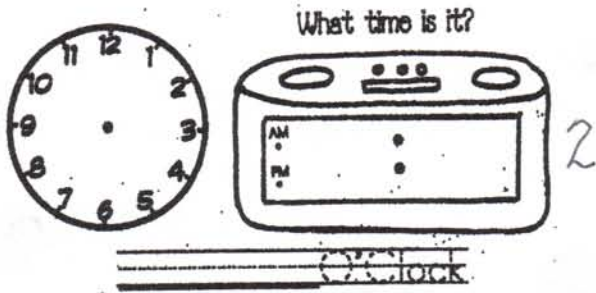

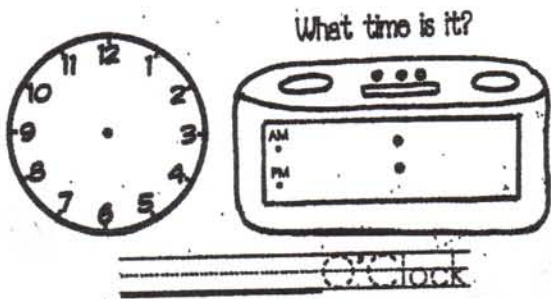
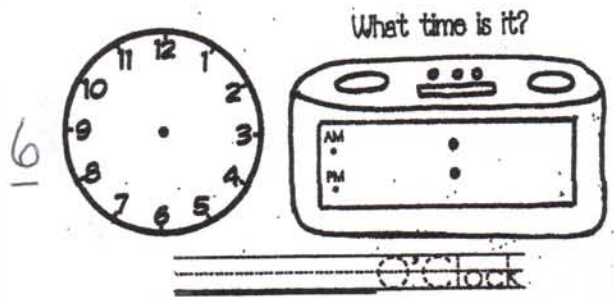
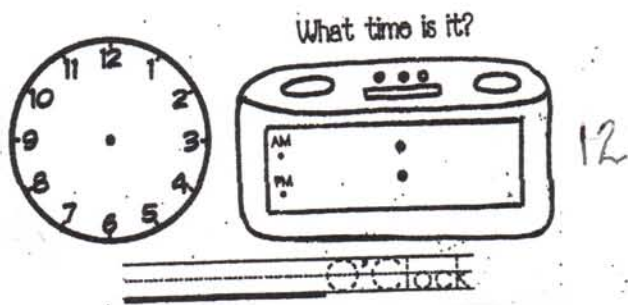
12 o'clock












What time is it?




12 o'clock











beat the clock today!



beat the clock today!



beat the clock today!

conGRatulations

can tell time to the hour!

Teacher: _____

Date: _____



©TeachWithMe.com

conGRatulations

can tell time to the hour!

Teacher: _____

Date: _____



©TeachWithMe.com