

THIS IS how we get Ready

The Order Of clothing:



1. Take off your SHOES.



2. Leave your SOCKS on.



3. Put your SNOW PANTS on.




4. Put your BOOTS on the correct feet.

5. Put your JACKET on. Zip it.



6. Put your HAT on.

7. Put your SCARF on.



8. Put your MITTENS or GLOVES on.

9. Now you're done!



10. Go have some fun!

The "How We Get Dressed" FREE poster comes from this packet.
For your convenience, I've included a PREVIEW of it on the next few pages.

Dressed For Winter Activities



My Winter Clothes
My Winter Clothes
By: Kaiden



My mittens are red.



My snow pants are blue.

My hat is red.



My scarf is black.

My jacket is blue and gray.









My boots are brown.

My favorite color is blue.






- 
- 
- 
- 
- 
- 

green	blue	purple
		
		

blue

jacket



jacket

Jacket

a J H e
c k

Diane Henderson

My Winter Clothes

My Winter Clothes

By: Kaiden




©TeachWithMe.com

My mittens are red.



My snow pants are blue.

My hat is red.



My scarf is black.

My jacket is blue and gray.



My boots are brown.

My favorite color is blue.





Winter Is
“Snow”
Much
Fun!

Sample

Getting Ready,
Not So Much!



Let's go! Let's play in the snow.
Kaiden is ready!



hat

jacket

scarf

gloves

snow pants

boots



These are my laminated samples that I keep in a large ZipLock Baggie.

This is an independent center activity or "station".

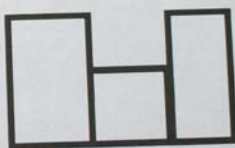
Everything also comes in BW so children can make their own to color, cut & glue together as a worksheet.

Besides using the pieces to "dress" the "kids", students can also sort the articles of clothing, make patterns, as well as sequence the order they'd put these things on when getting dressed to go outside.



hat

hat

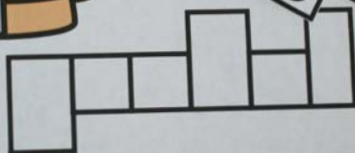


h a t



jacket

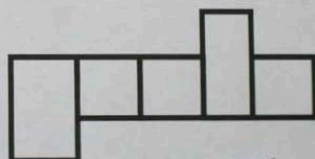

jacket




a j e
c k



snow pants



pants



t n
a s
o s
w

Let's Get Ready
To Go Outside!



1. first 1st
2. second 2nd
3. third 3rd
4. fourth 4th
5. fifth 5th
6. sixth 6th (last)

Let's Get Ready
To Go Outside!



1. first 1st
2. second 2nd
3. third 3rd
4. fourth 4th
5. fifth 5th
6. sixth 6th (last)

Let's Get Ready
To Go Outside!



hat
jacket
mitten
snow pants

Let's Go!
Let's Play In The Snow.



Let's Go!
Let's Play In The Snow.



Here's
the time to get ready to go outside.

First we need to take off our shoes.
Don't forget to leave them outside.

First
shoes
socks

Then I put my boots on.

Second
snow pants

Then I put my boots on.

Third
jacket

Then I put my boots on.

Fourth
scarf

Then I put my boots on.

Fifth
gloves

Then I put my boots on.

Sixth
mittens

Then I put my boots on.

Seventh
gloves

Then I put my boots on.

Eighth
mittens

Then I put my boots on.

Ninth
gloves

Then I put my boots on.

Tenth
mittens

Then I put my boots on.

Eleventh
gloves

Then I put my boots on.

Twelfth
mittens




Then I put my boots on.

socks earmuffs

Getting Dressed

first second third
fourth fifth sixth

1st 2nd 3rd
4th 5th 6th



jacket coat
snow pants mittens
gloves scarf
boots vest
sweater hat



1. first 1st
2. second 2nd
3. third 3rd
4. fourth 4th
5. fifth 5th
6. sixth 6th (last)




1. first 1st
2. second 2nd
3. third 3rd
4. fourth 4th
5. fifth 5th
6. sixth 6th (last)



mobile
shoes
bound
man
tail
fall
snow

snowmobile

Total Total Total Total Total Total Total Total



How many words can you find in the picture?

Winter Clothing Word Find

acorn
ant
ape
cake
cat
eat

Jack
Jat
tack
fak
take
tea
teak

earmuffs
hat
snow pants
mittens
socks
boots
gloves
jacket
scarf

sweater
mittens
jacket
scarf
earmuffs
glove
hat
boots

snow pants
scarf
jacket
boots

I made 20 words using the letters in **jacket**

acorn
ant
ape
cake
cat
eat

Jack
Jat
tack
fak
take
tea
teak

Summer
Winter

Summer
Winter

Match up the words to the pictures

earmuffs
hat
snow pants
mittens
socks
boots
gloves
jacket
scarf

hat
snow pants
scarf
mittens
gloves
boots
jacket
earmuffs

jacket
snow pants
hat
gloves

Summer
Winter

Summer
Winter

Summer
Winter

winter

jacket
snow pants
hat
gloves

scarf
earmuffs
boots
mittens

winter

Scribbled
the
esmitt
vlesgo
kctaja
taco
crafts
tosbo
wartees
stapn
femrsuaf

Winter Clothing
socks
socks

summer
winter

vest
earmuffs
gloves
sweater
socks
hat
mittens




Winter Clothing Word Find

Winter Clothing
socks
socks

summer
winter

vest
earmuffs
gloves
sweater
socks
hat
mittens

Winter Clothing Word Find



Brrr-illiant Work!



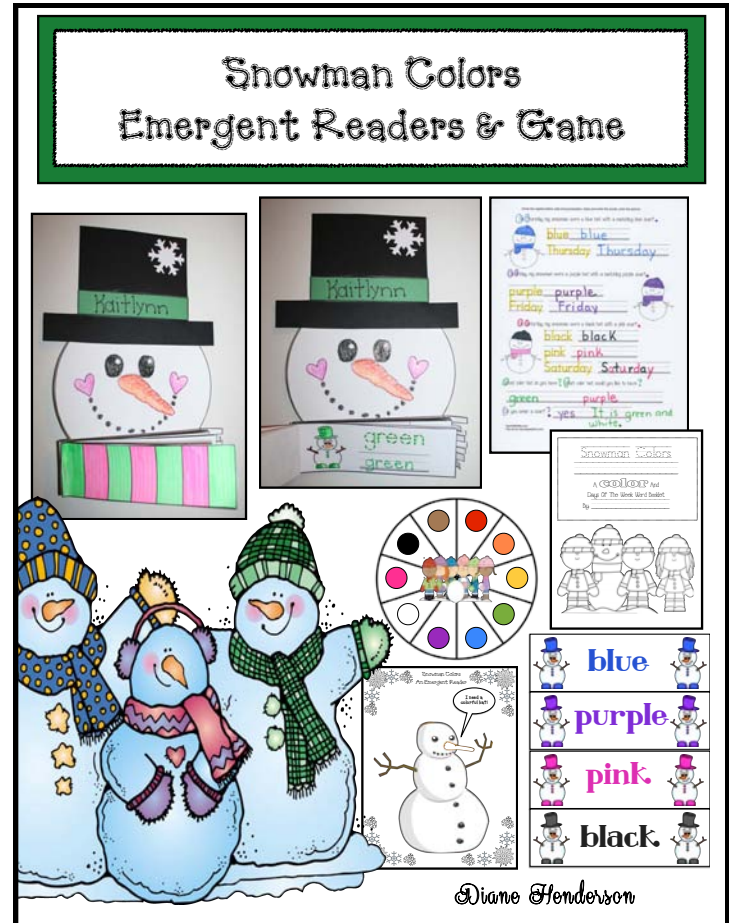
Sample



If you liked this resource
you may also like these other
snowman-snowflake activities too.


Diane

Click on the photo.



Credits Credits Credits

Designing stuff for TpT, is extra fun because of the awesome clip art & fonts that I use from these talented artists.





Thank you so much for buying this product.

I truly hope you'll love this item & that it will make your life easier & teaching more fun!

To my loyal followers: I promise to post at least one "Flash" FREEBIE each month that will hopefully knock at least one sock off.

Be sure and follow me on FaceBook for these special FREEBIES & Giveaways.

Please take a moment to leave feedback to earn valuable points, which equal money for future TPT purchases! Woo hoo.

Diane



Terms of Use: All rights reserved. No part of this publication may be reproduced, distributed, or transmitted in any form or by any means, including photocopying, recording, or other electronic or mechanical methods, without the prior written permission of the publisher: dianetpt@gmail.com

This resource is for one personal classroom use by a single teacher. Duplication for an entire school, or commercial purposes is strictly forbidden, without written permission from the author. To share this resource with more than one teacher, would you please refer them to my store.

Copying any part of this product and placing it on the internet in any form, even for personal/classroom use, blog or website, is strictly forbidden and is a violation of the Digital Millennium Copyright Act (DMCA). These items can be picked up in a Google search, and traced back to the publishing site.

Copyright 2015 by Diane Henderson of TeachWithMe.com