
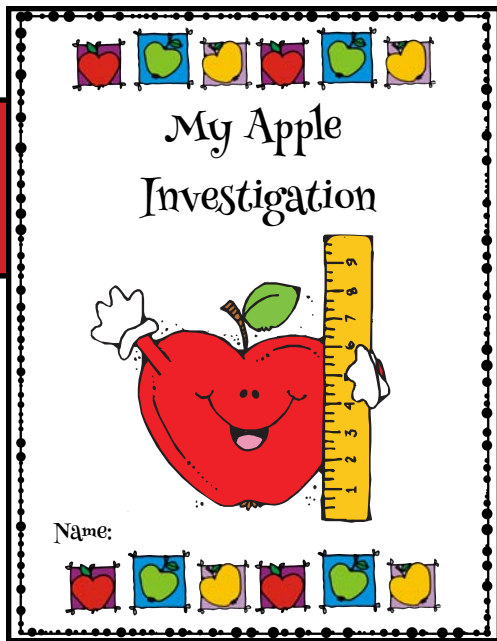




My Apple Investigation



5 cover options



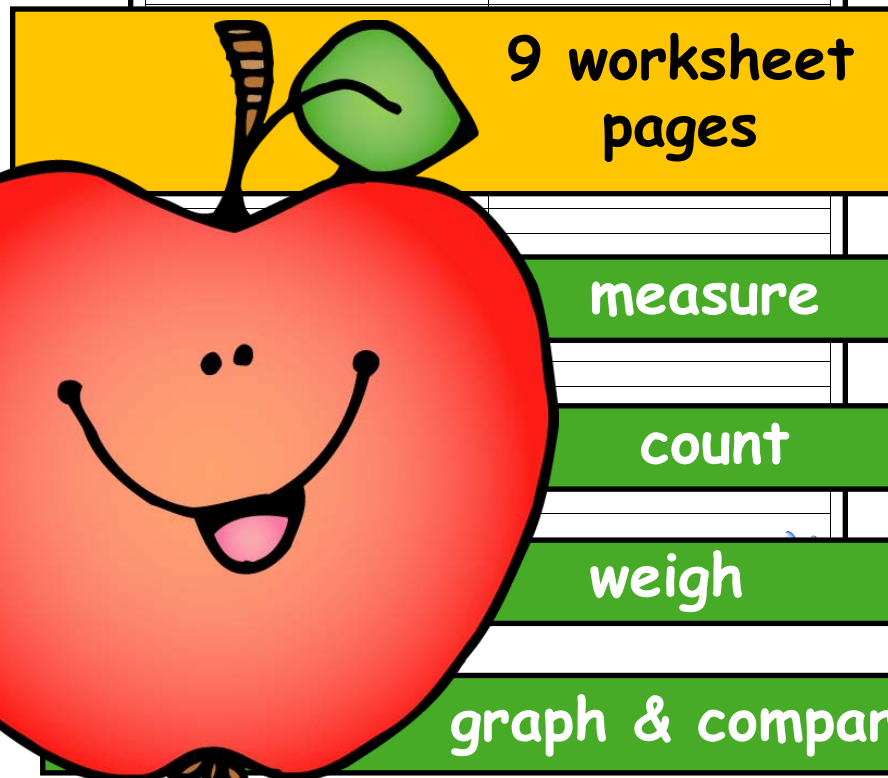
1. My apple is (Choose one, trace and write ... the apple.)
red, yellow green

2. My apple was cut in half.
 (Color 1/2 of your apple.)
half _____
1/2 _____

3. I think my apple will have _____ seeds inside.

4. My apple had _____ seeds inside.
 (Count your seeds. Color the seed picture the color of your seeds.
 In the center of the circle, draw how many seeds you found in your apple.
 (Choose an answer below)

5. My guess was ...
 right _____
 more _____
 less _____



Diane Henderson

My Apple Investigation

Name: _____

Date: _____

My Apple Investigation

Name: _____

My Apple Investigation

Name: _____

My Apple Investigation

Name: _____

My Apple Investigation

Name: _____

My Apple Investigation

Name: _____

Date: _____

My Apple Investigation

Name: _____

My Apple Investigation

Name: _____

My Apple Investigation

Name: _____

My Apple Investigation

Name: _____

6. I think my apple is _____ blocks tall.

7. My apple is _____ blocks tall.
(Color that many blocks)

8. My guess was ...
right: _____
more: _____
less: _____

9. I used a ruler to see how many inches tall my apple was.
I measured its height. _____

10. My apple is _____ inches tall.

11. A _____ is taller than my apple.

12. A _____ is shorter than my apple.

13. Did you find anything that was the same height as your apple?
Yes / No (Circle your answer. If yes write it down below.)

Graphing Time

Do you think the apple will sink or float?



sink!

Float!



Name: _____			
What I Know About Apples:	What I Want To Learn:	What I Learned:	

Graphing Time

Do you like apples?



Yes!



No!



Graphing Time

Which apple did you think tasted the best?



Graphing Time

How does your apple taste?



Sweet!




Sour!



Other!

Graphing Time

Which apple color do you like the best?




47. Do you think that your apple will float or sink?


float

sink

48. What happened?



49. My guess was ...
(Circle one.)
correct / incorrect



50. Did you have fun investigating apples?
(Circle one.)
yes / no





Tiny Tweets From:
dollardoodles.com

If you liked this apple-themed resource,
you may also like these autumn activities as well.

Diane

Click on the pictures
to have a look.

Parts of an Apple Emergent Reader Packet

Parts of an Apple Emergent Reader

At the top of the apple is a stem. It is green.

On the outside of the apple is the skin. It can be red, yellow or green.

On the inside of the apple is the flesh. It is white or pink.

At the bottom of the apple are the seeds. They are small and round.

At the top of the apple is a leaf. It is green.

On the outside of the apple is the skin. It can be red, yellow or green.

On the inside of the apple is the flesh. It is white or pink.

At the bottom of the apple are the seeds. They are small and round.

Parts of an Apple

stem	leaf	skin
flesh	seeds	core

Diane Henderson

Apple Sense Craftivity

A 5 Senses Writing Prompt

Using My 5 Senses

I see an apple. It is red.

It smells sweet.

It feels mushy.

When I taste it, it is crunchy.

It tastes yummy.

The 5 Senses

- Taste
- Touch
- See
- Hear
- Smell

Diane Henderson

Math Magic Apple

Reinforce: number recognition, listening & following directions, ordinal numbers & spatial directions.

top left **top right**

bottom left **bottom right**

diagonal line

1	2	3	4	5	6	7	8	9
10	11	12	13	14	15	16	17	18
19	20	21	22	23	24	25	26	27
28	29	30	31	32	33	34	35	36
37	38	39	40	41	42	43	44	45
46	47	48	49	50	51	52	53	54
55	56	57	58	59	60	61	62	63
64	65	66	67	68	69	70	71	72
73	74	75	76	77	78	79	80	81



left **right**

1st row	1	2	3	4	5	6	7	8	9
2nd row	10	11	12	13	14	15	16	17	18
3rd row	19	20	21	22	23	24	25	26	27
4th row	28	29	30	31	32	33	34	35	36
5th row	37	38	39	40	41	42	43	44	45
6th row	46	47	48	49	50	51	52	53	54
7th row	55	56	57	58	59	60	61	62	63
8th row	64	65	66	67	68	69	70	71	72
9th row	73	74	75	76	77	78	79	80	81

Diane Henderson

Credits Credits Credits

Designing stuff for TpT, is extra fun because of the awesome clip art & fonts that I use from these talented artists.





Thank you so much for buying this product.

I truly hope you'll love this item & that it will make your life easier & teaching more fun!

To my loyal followers: I promise to post at least one "Flash" FREEBIE each month that will hopefully knock at least one sock off.

Please take a moment to leave feedback to earn valuable points, which equal money for future TPT purchases! Woo hoo.

If for any reason you're unhappy, please email me at: dianetpt@gmail.com

Blessings,

Diane



Terms of Use: All rights reserved. No part of this publication may be reproduced, distributed, or transmitted in any form or by any means, including photocopying, recording, or other electronic or mechanical methods, without the prior written permission of the publisher: dianetpt@gmail.com

This resource is for one personal classroom use by a single teacher. Duplication for an entire school, or commercial purposes is strictly forbidden, without written permission from the author. To share this resource with more than one teacher, would you please refer them to my store.

Copying any part of this product and placing it on the internet in any form, even for personal/classroom use, blog or website, is strictly forbidden and is a violation of the Digital Millennium Copyright Act (DMCA). These items can be picked up in a Google search, and traced back to the publishing site.

Copyright 2015 by Diane Henderson of TeachWithMe.com