


Slick Chicks 2D & 3D Shape Craftivities



Not pictured:
sphere, star,
heart &
crescent.



Diane Henderson



spring!




Congratulations!
 Just me peeping in to let you know that

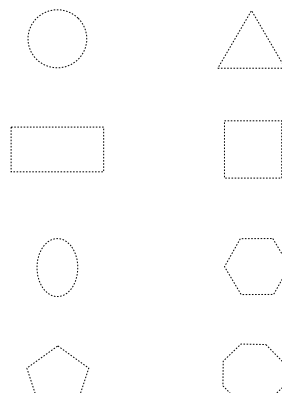
 knows their shapes.



oval
rectangle
octagon
circle
triangle
hexagon
square
pentagon



trondis



rectangle



Put an X above the circle.

Put an X beside the triangle on the right side.

Put an X beside the rectangles on the left side.


Put an X under the square.

Put an X between the ovals



Put an X in the middle of the pentagon.

Put an X below the hexagon



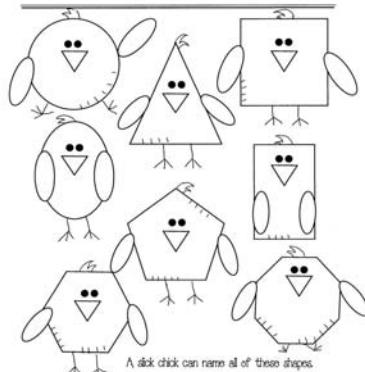
Put an X anywhere on the octagon.

©Tech4AllMoms
Graphing Time
What chick shape was your favorite?

[illegible]

Click Chick Shapes Up

8



A sick chick can name all of these shapes.

cTeachME.com



Shapely
Slick Chicks



The beak is a square that is folded to become a 3 dimensional beak.

Tape a yellow feather to the back for that finishing touch.

You can buy bags of various colored feathers at Michaels Crafts, JoAnn Fabrics and Crafts, Hobby Lobby, etc. I've even seen them at The Dollar Store.

If you want the wings to move, punch holes and attach with brass brads.

For more 3D pop, add wiggle eyes with glue dots.

For more writing practice, have students trace the shape word, as well as write it.

Children can list attributes on the back of their chick.


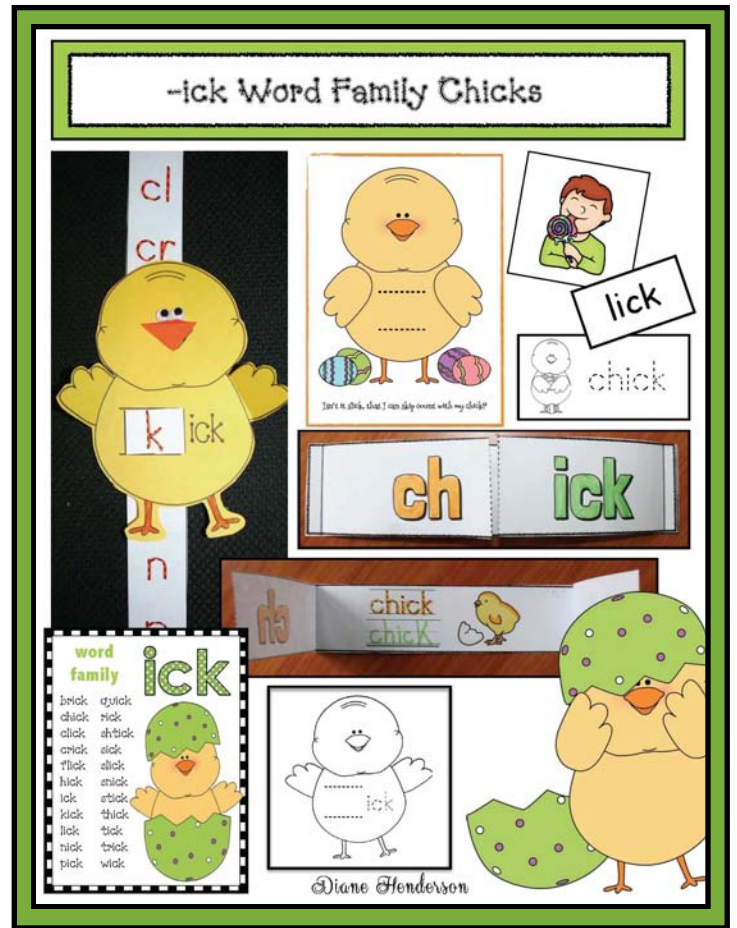
Students can list things they've seen in real life that are the shape of their chick. For example hexagon bolts, hexagon honeycomb etc.

I've included patterns for the rhombus and trapezoid if your students play with pattern blocks, as well as a pattern for the cube, cone and cylinder 3D shapes.



If you liked this spring resource, you may also like these as well.

Click on the
photo.




Credits Credits Credits

Designing stuff for TpT, is extra fun because of the awesome clip art & fonts that I use from these talented artists.



MyCuteGraphics





Thank you so much for buying this product.

I truly hope you'll love this item & that it will make your life easier & teaching more fun!

To my loyal followers: I promise to post at least one FREEBIE each month that will hopefully knock-your-socks-off.

Please take a moment to leave feedback to earn valuable points, which equal money for future TPT purchases! Woo hoo.

If for any reason you're unhappy, please email me at:
dianetpt@gmail.com

Blessings,

Diane



Terms of Use: All rights reserved. No part of this publication may be reproduced, distributed, or transmitted in any form or by any means, including photocopying, recording, or other electronic or mechanical methods, without the prior written permission of the publisher: dianetpt@gmail.com

This resource is for one personal classroom use by a single teacher. Duplication for an entire school, or commercial purposes is strictly forbidden, without written permission from the author. To share this resource with more than one teacher, would you please refer them to my store.

Copying any part of this product and placing it on the internet in any form, even for personal/classroom use, blog or website, is strictly forbidden and is a violation of the Digital Millennium Copyright Act (DMCA). These items can be picked up in a Google search, and traced back to the publishing site.

Copyright 2015 by Diane Henderson of TeachWithMe.com