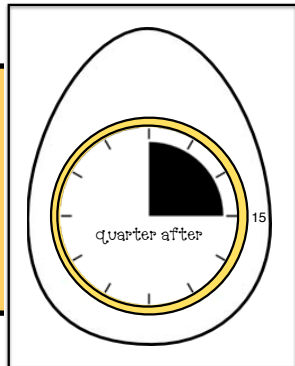



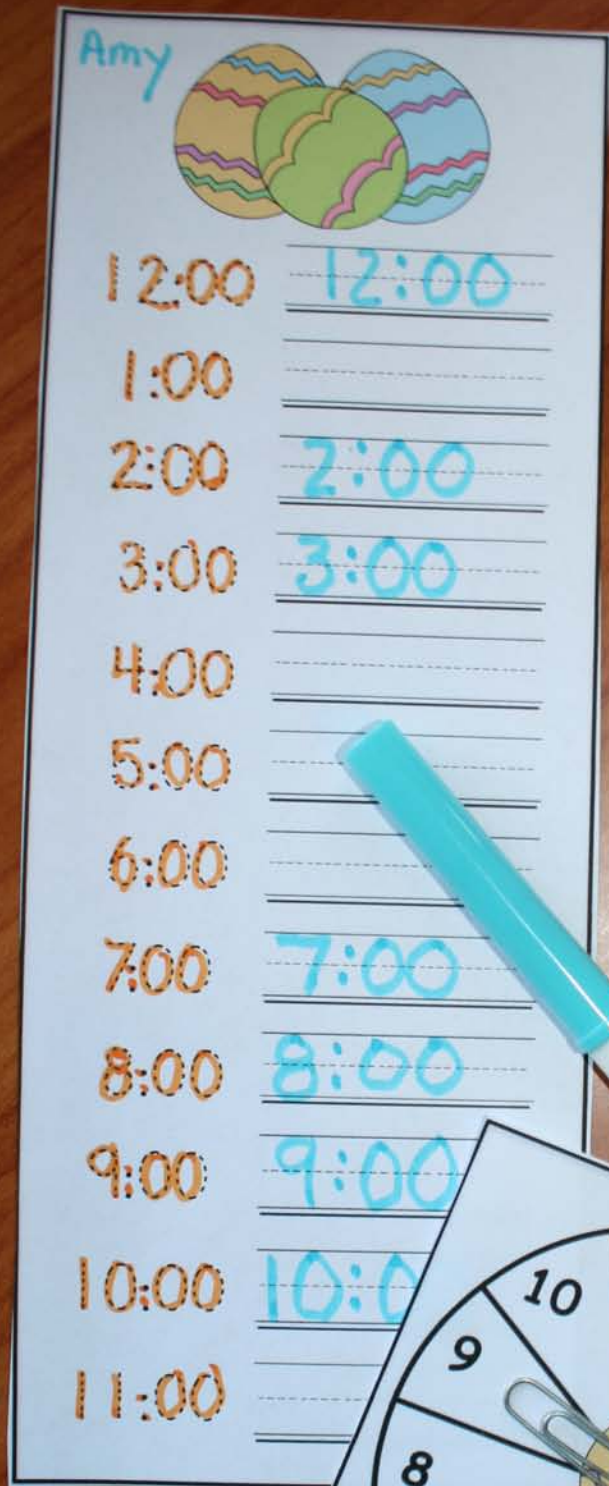


"Egg-sactly" What Time Is It? Analog & Digital Time Activities



Diane Henderson



Students write their name on their paper.

They can trace the times first, or at the same time they write in the time.

I have my students use two different colors.

Children can play independently, with a partner, or in groups of 3-5.


You can attach the paperclip spinner with a brass brad, or simply have children use a pencil to hold it in place.

Whatever number that they spin is the digital time that they write in on their worksheet.

The first one done, is the winner.

So that other children can finish, when playing in a group, students who are done can move on to another activity or color the eggs at the top.


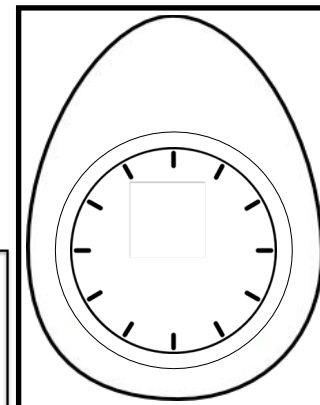
You can substitute dice instead of using a spinner too.



Congratulations!

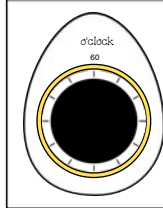
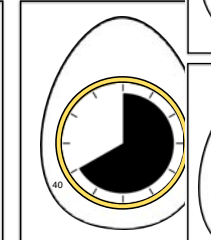
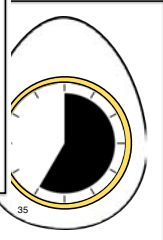
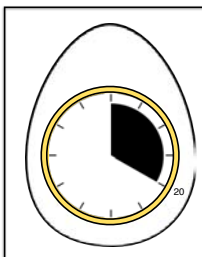
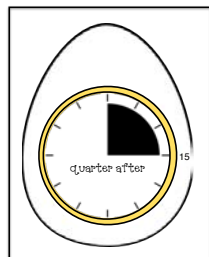
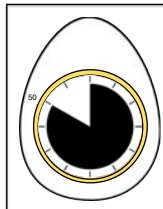
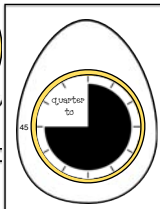
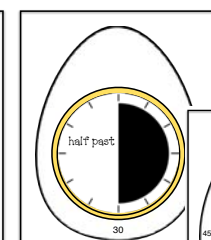
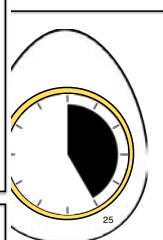
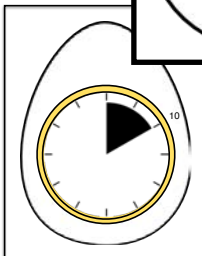
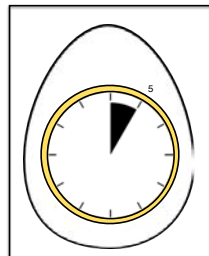
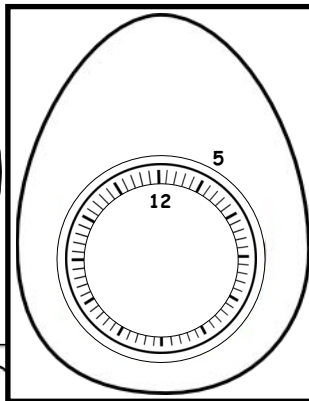

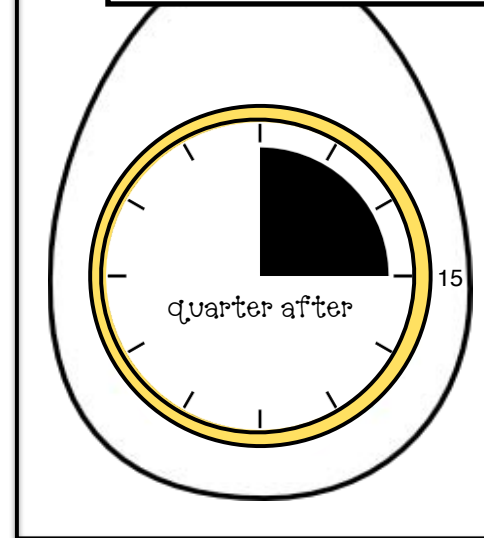
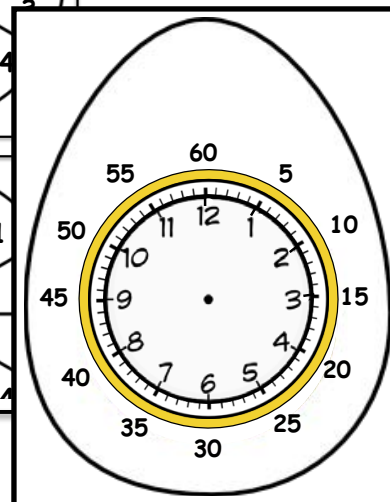




did a great job telling time

My Itty Bitty Time Booklet



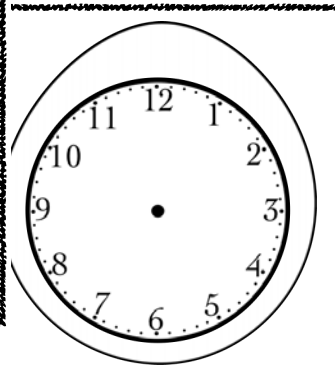
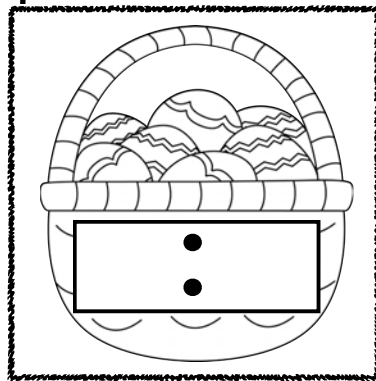
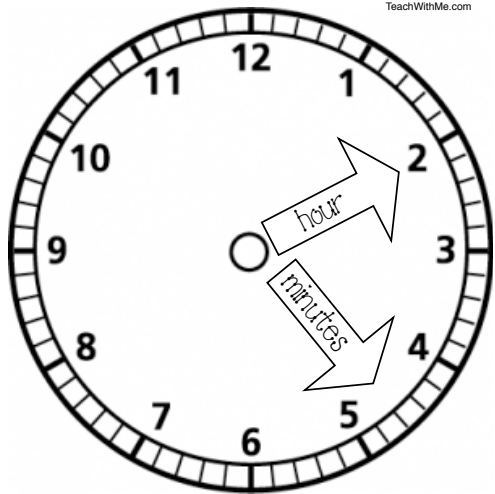
Congratulations!

did a great job telling time today!

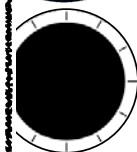

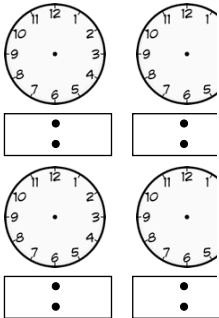


12:00
1:00
2:00
3:00
4:00
5:00
6:00
7:00
8:00
9:00
10:00
11:00

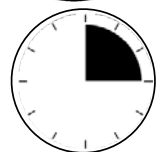





Point to each of the hours.
How many are there?
Point to a minute line.
How many minute lines?





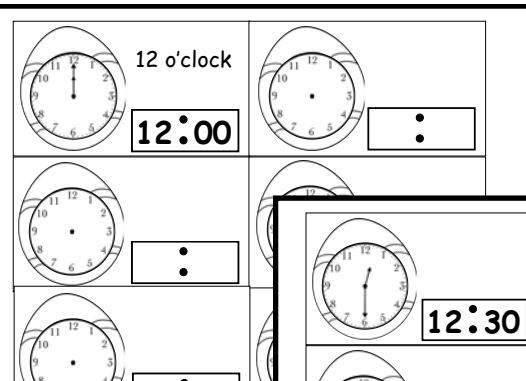
Whole Clock
1 hour = 60 minutes.
12 hours in the morning +
12 hours in the evening =
24 hours in a whole day.



Quarter Clock
15 minutes
A quarter past the hour.
 $\frac{1}{4}$




Half the Clock
30 minutes
Half past the hour.
 $\frac{1}{2}$



12:30	1:30
2:30	3:30
4:30	5:30
6:30	7:30
8:30	9:30

12:00	1:00
2:00	3:00
4:00	5:00
6:00	7:00
8:00	9:00



whole clock
60 minutes



5 minutes

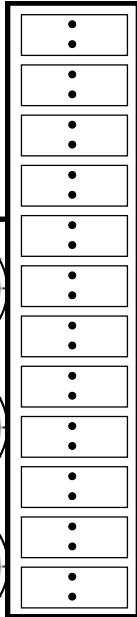
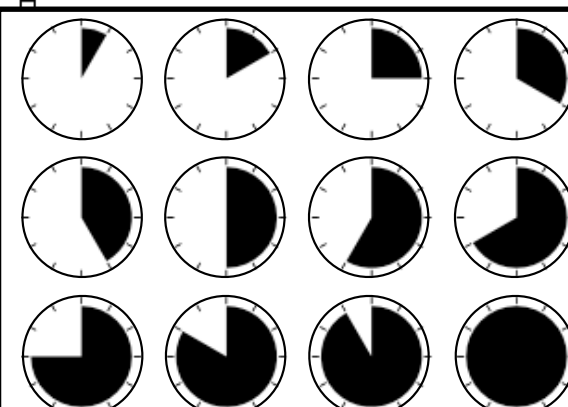


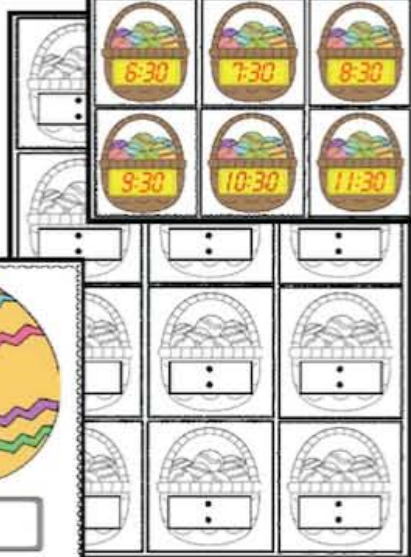


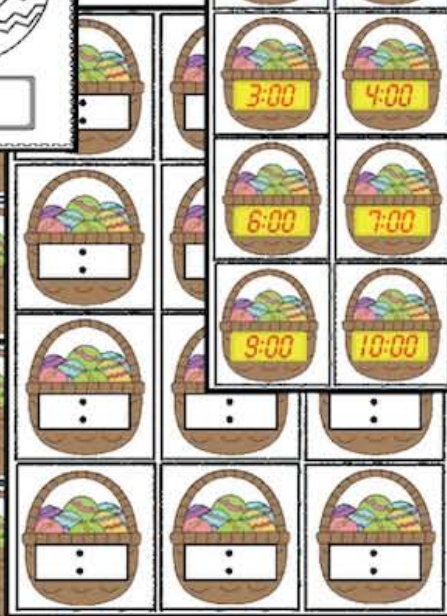

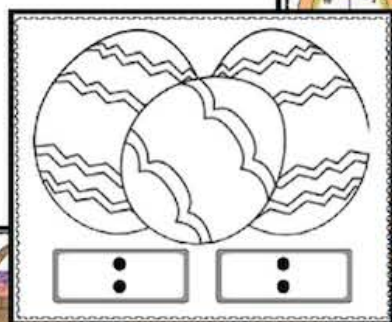
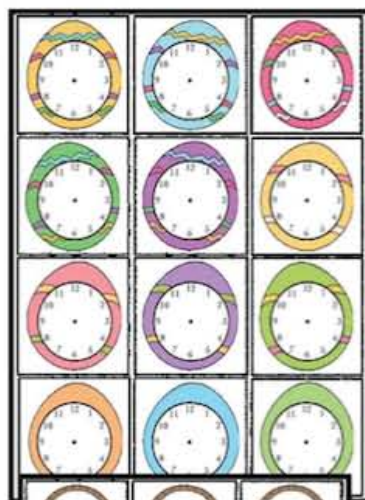
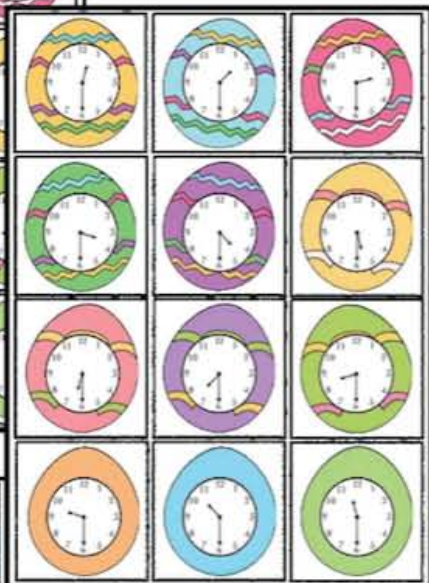
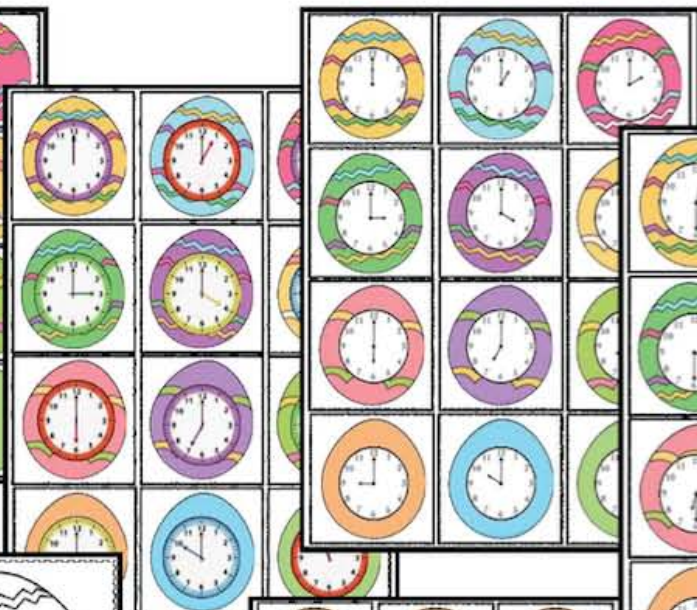

15 minutes
a quarter past
 $\frac{1}{4}$



30 minutes
half past
 $\frac{1}{2}$

Now you do it.



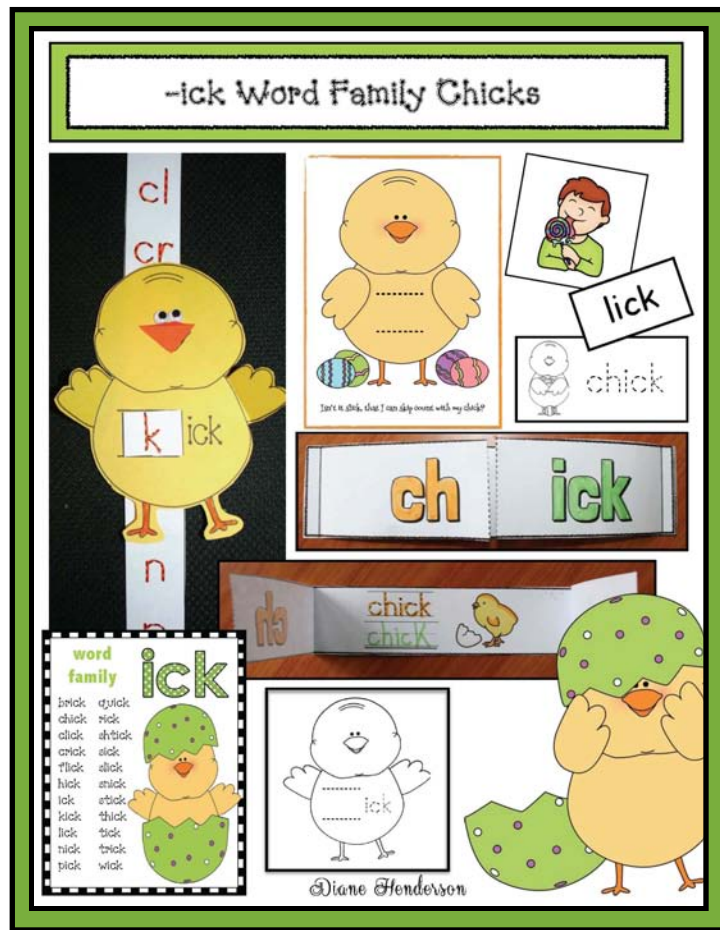







If you liked this spring resource, you may also like these as well.

Click on the
photo.



Credits Credits Credits

Designing stuff for TpT, is extra fun because of the awesome clip art & fonts that I use from these talented artists.





Thank you so much for buying this product.

I truly hope you'll love this item & that it will make your life easier & teaching more fun!

To my loyal followers: I promise to post at least one FREEBIE each month that will hopefully knock-your-socks-off.

Please take a moment to leave feedback to earn valuable points, which equal money for future TPT purchases! Woo hoo.

If for any reason you're unhappy, please email me at:
dianetpt@gmail.com

Blessings,

Diane



Terms of Use: All rights reserved. No part of this publication may be reproduced, distributed, or transmitted in any form or by any means, including photocopying, recording, or other electronic or mechanical methods, without the prior written permission of the publisher: dianetpt@gmail.com

This resource is for one personal classroom use by a single teacher. Duplication for an entire school, or commercial purposes is strictly forbidden, without written permission from the author. To share this resource with more than one teacher, would you please refer them to my store.

Copying any part of this product and placing it on the internet in any form, even for personal/classroom use, blog or website, is strictly forbidden and is a violation of the Digital Millennium Copyright Act (DMCA). These items can be picked up in a Google search, and traced back to the publishing site.

Copyright 2015 by Diane Henderson of TeachWithMe.com