



# The Cat's Hat: Games & Activities

## Telling Time To The Hour & Half Hour

12:00 twelve o'clock  
 1:00 one o'clock  
 2:00 two o'clock  
 3:00 three o'clock  
 4:00 four o'clock  
 5:00 five o'clock  
 6:00 six o'clock  
 7:00 seven o'clock  
 8:00 eight o'clock  
 9:00 nine o'clock  
 10:00 ten o'clock  
 11:00 eleven o'clock




Note where the hour hand is. As the minute hand moves to the half hour and points to the 6, the hour hand is moving slightly. It does NOT stay on the 12.




12:30

It's Time For Seuss!




It's Time For Seuss!





6:00




12:00





Note where the hour hand is. As the minute hand moves to the half hour and points to the 6, the hour hand is moving slightly. It does NOT stay on the 12.



**12:30**


**It's Time For Seuss!**

**It's Time For Seuss!**


It's Time for Dr. Seuss!

1:00

2:00



**It's Time For Seuss!**





**It's Time For Seuss!**

**The Cat's Hat**  
**Telling Time Activities**  
**and Games**

3:00

12:30





- If you'd like to add a bit of color to your cards, trace around the hat with a red marker, or run the clock hats off on red construction paper.
- I thought it would add some pizzazz to make the tip of my clothespin look like the cat's hat. I simply trimmed a white address label, stuck it on the end and drew in some red stripes with a marker.
- Print, laminate & trim your cards.
- Toss them in a Seuss hat or other container with some clothespins.
- Pinching clothespins is an excellent fine motor skill that will strengthen finger muscles.
- To make this center game self-checking, put a dot on the back of the card. In the photo above, the dot would be located on the back where the 5:00 box is. Children flip over the card to see if their clothespin is on the dot.

[cTeachWithMe.com](http://cTeachWithMe.com)

12:00 twelve o'clock

1:00 one o'clock

2:00 two o'clock

3:00 three o'clock

4:00 four o'clock

5:00 five o'clock

6:00 six o'clock

7:00 seven o'clock

8:00 eight o'clock

9:00 nine o'clock

10:00 ten o'clock

11:00 eleven o'clock





Tiny Tweets From:  
dollardoodles.com



If you liked this Seuss-themed resource,  
you may also like these as well.

*Diane*

### Seuss Writing Prompt Craftivity



Diane Henderson

### "Cent-sational" Seuss Coin Craftivity



Diane Henderson

### The Cat's AT Family Hat

Pat, the fat  
brown cat,  
sat on a flat  
red mat, with  
a little  
black  
bat.



My  
itty bitty Book Of  
at Family Words

chat



Diane Henderson

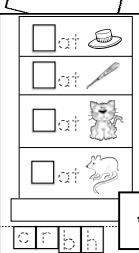


bat



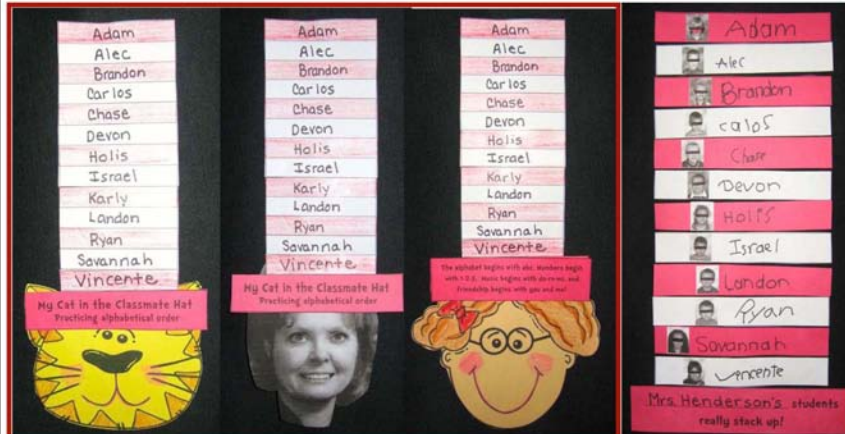
rat

cat



My Cat Pat

### Seuss-Inspired Classmate Hat




Diane Henderson

Alphabetizing Exam, Bulletin Board & Craftivity

# Credits Credits Credits

Designing stuff for TpT, is extra fun because of the awesome clip art & fonts that I use from these talented artists.







Thank you so much for buying this product.

I truly hope you'll love this item & that it will make your life easier & teaching more fun!

To my loyal followers: I promise to post at least one FREEBIE each month that will hopefully knock-your-socks-off.

Please take a moment to leave feedback to earn valuable points, which equal money for future TPT purchases! Woo hoo.

If for any reason you're unhappy, please email me at:  
[dianetpt@gmail.com](mailto:dianetpt@gmail.com)

Blessings,

*Diane*



**Terms of Use:** All rights reserved. No part of this publication may be reproduced, distributed, or transmitted in any form or by any means, including photocopying, recording, or other electronic or mechanical methods, without the prior written permission of the publisher: [dianetpt@gmail.com](mailto:dianetpt@gmail.com)

This resource is for one personal classroom use by a single teacher. Duplication for an entire school, or commercial purposes is strictly forbidden, without written permission from the author. To share this resource with more than one teacher, would you please refer them to my store.

Copying any part of this product and placing it on the internet in any form, even for personal/classroom use, blog or website, is strictly forbidden and is a violation of the Digital Millennium Copyright Act (DMCA). These items can be picked up in a Google search, and traced back to the publishing site.

Copyright 2015 by Diane Henderson of [TeachWithMe.com](http://TeachWithMe.com)