
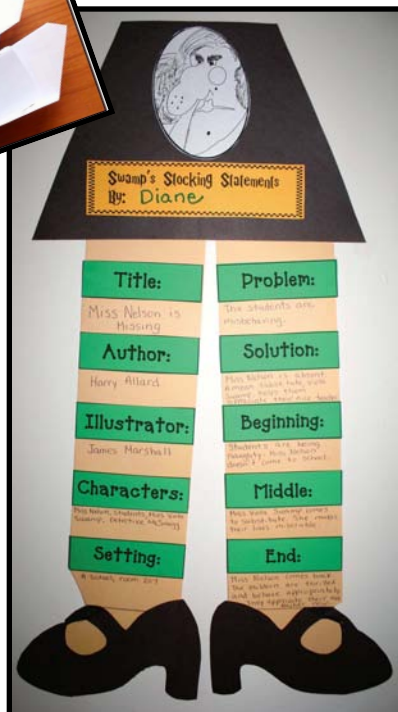



If someone
doesn't
appreciate
your presence,
make them
appreciate
your absence!



Literacy & Math Packet For Miss Nelson Is Missing



Diane Henderson

Here's what's in the packet:



A few little extras for making a sub tub, binder or folder:

- Mr(s). _____'s sanity-saving sub (tub, folder, binder) covers.
- A **"Dear Substitute"** note.
- **"A Bit of News About the Day"** form, for your sub to fill out.
- An annotated list of **other substitute stories** that you could also include in your sub plans.
- **"Today I feel . . ."** icebreaker activity that soothes anxieties & helps the sub see how everyone's doing.

Classroom Management Goodies:

- A **"Swamp's Stamp of Approval"** poster for students to sign throughout the day, when they are caught being good, completing a task etc. (One for the boys to sign & one for the girls.) Quick, easy & fun positive behavior incentive. Includes **matching bookmarks** to give as a reward at the end of the day.
- Sweet Miss Nelson, **good-behavior punch cards**.
- Viola Swamp (Stop & Freeze) **classroom management tool**.
- **Self-assessment report card**. Students are informed that they will be reporting their behavior to their teacher, by filling out a report card at the end of the day. Quick, easy & fun activity that makes students accountable, incentivizes good behavior, & lets the teacher know how each of their students behaved that day.



Reading Activities:

- **Discussion questions** for the story.
- Ready-Set-Action **"Let's find all of the action verbs in the story"** worksheet or poster to be filled in as a whole group.
- **Disguise** definition poster
- Alphabetical list of vocabulary words. Includes short definitions.
- **"Parts of a book cover"** worksheet or whole-group poster
 - Pocket chart cards for **characters, setting, events**
 - A set of blank ones to fill in the answers
 - A black & white set for students to use as a worksheet.
 - **"Parts of a Story" poster**
 - **"Tell me about the story" graphic organizers**
 - **Who-what-why-when-where-how question poster-worksheet**
 - **Beginning-middle-end** graphic organizers
 - **Inference & Prediction** activities, posters & worksheets
 - **Text to self, text to text, text to world** posters, pocket chart cards, activities & worksheets
 - 12 pocket chart cards that review the story, while helping students practice **punctuation & capitalization**, with matching whole group activity.
 - **"Ask me to retell the story" (Color me!) bookmarks**



- Explanation & link to an adorable Miss Nelson is Missing **reader's theatre**, performed by kindergarten children.

Writing Activities:

- Ice cream scoop *"Sweet things about Miss Nelson & my teacher"* writing prompt, with samples so you don't have to create your own.
- *"Things that bugged Miss Nelson"* & *"Things that bugged the students about Viola Swamp"* worksheet & writing prompt **craftivity**, with a completed **sample** to share.
- *"If someone doesn't appreciate your presence, make them appreciate your absence"* writing prompt poster. Could also be used for discussion.
- Miss Nelson's bright idea worksheet
- *"5 things I think my teacher might be doing if she disappeared"* writing prompt
- Miss Nelson **Is-Can-Has** worksheet
- *"I wouldn't want Miss Swamp for a teacher because..."* writing prompt.
- Miss Swamp **Is-Can-Has** worksheet
- Qualities of a good teacher worksheet
- *"I miss my teacher when (s)he's gone because..."* writing prompt.
- *"Wanted"* and *"Missing"* poster writing prompt options
- **7 Venn diagrams**
- **Adjective** activities
- *"Miss Nelson or Miss Swamp?"* whole-group, **adjective-assessment** craftivity
- **Action verb** activity
- **2 class-made books**
- *"A note to my teacher"* writing prompt.
- *"Swamp's Stocking Statements"* **craftivity**.
- **Vocabulary-building** activities, with **35 word cards** describing Miss Swamp, & **41** for Miss Nelson.
- Character **"Flip It"** craftivity
- **Simile & metaphor** posters & activities
- *"My Favorite Part of the Book"* 3D-Triple Heart **writing prompt craftivity**
- **Upper & lowercase** *"What Letter is Missing?"* worksheets
- 4 *"How many words can you make?"* **worksheets**, with **answer keys**.



Math Activities:

- *Where's Miss Nelson?* **Emergent reader** that reinforces **spatial directions**.
- 3 *Where's Miss Nelson* **character shape games**, with posters, plus shape cards for: **circle, oval, square, rectangle, triangle & octagon**, with cards for Miss Nelson, Miss Swamp & Detective McSmogg.
- Spatial direction **pocket chart cards**: *over, under, above, below, on, off, between, beside, behind, left, & right*.
- 5 *"Color Me"* **number puzzles** that reinforce: **numbers 1-10, counting backwards from 10 -1, and skip counting by 10s to 100**.
- *"What Numbers Are Missing?"* worksheets for numbers: **1-20, 1-50, 50-100 & 100-120**; as well as **skip counted numbers by 2s, 3s, 5s & 10s**.
- A super-fun paper airplane **measurement craftivity, game & worksheets**.
- 24 (addition & subtraction) **story problem** task cards, with a recording sheet.






I use a tub they call a file box, as you can put hanging file folders in it.

I have lessons for each part of our day: math, reading, writing, etc. plus a variety of fun things like word finds, trace & writes & just for fun worksheets that still reinforce standards.

There are several games as well, plus of course this Miss Nelson is Missing packet, along with the book & matching video.

The front files include "peel & stick" name labels, schedule, basic routine, map of where everything is, seating chart, behavior management explanation, emergency procedures, helpful students, lesson plans for 5 days, a "Heads up" about certain students, i.e. allergies, speech, special ed, ADHD, etc. arrival-dismissal-lunch-recess procedures, staff with extension numbers, note for sub to fill out about their day, a welcome note from me, and a bag of Skittles to use as a special treat.

I have a folder of all of these Masters, so that I can easily replenish.



So that all of this is not overwhelming, I keep explanations short & simple.

We follow such an explicit routine, that my students can always explain any detailed information they need to know.

Everything is labeled, neat & organized so stuff is also easy to find.




Front & back of the "stop behavior" paddle.

I added some dashes & dots around the front with a black marker.

You can see where I glued the red Popsicle stick under Viola.

I chose a "Swamp" font for the word stop.





Swamp's Stocking Statements
By: Diane

Title:

Miss Nelson is Missing

Author:

Harry Allard

Illustrator:

James Marshall

Characters:

Miss Nelson, Students, Miss Viola Swamp, Detective McSmogg

Setting:

A school, room 207

Problem:

The students are misbehaving.

Solution:

Miss Nelson is absent. A mean substitute, Viola Swamp, helps them appreciate their nice teacher.

Beginning:

Students are being naughty. Miss Nelson doesn't come to school.

Middle:

Miss Viola Swamp comes to substitute. She makes their lives miserable.

End:

Miss Nelson comes back. The children are thrilled and behave appropriately. They appreciate their nice teacher now.

Miss Swamp



Diane

Miss Nelson





Miss
Nelson



Viola
Swamp



Detective
McSmogg



Mrs. Smith
My teacher



Miss
Nelson



Viola
Swamp



Detective
McSmogg

Kind
nice
smart
lady
friendly
polite

- Run the master "flip booklet" template off on pastel or white paper.
- Children fold in half, then cut on the dotted lines.
- Remind them to hold that top portion up, so that they don't cut the bottom page.
- Students add some color, fill in their teacher's name on the last section, then write something under each "flap" about that "character".
- These could be sentences such as: Miss Nelson is a sweet teacher. I like Miss Nelson. She was having a hard time with her difficult class.
- Students could also practice using adjectives and write 3-5 words that describe that character, as I have done in my sample.



Print the "My Favorite part of the story" hearts off on a variety of colors of construction paper. Children choose 3, trim, fold them in half then glue them together to make a triple heart. Punch a hole in the corner. Attach a yarn loop & suspend from the ceiling.

Making Inferences Not Predictions

Prediction:

- Part of inferring.
- Can check your accuracy as you read.
- A guess, where you can find out if you are right or wrong at the end of the story.

Inference:

- Comes from you.
- More precise.
- Reading "between the lines" to figure something out.
- Using your head to fill in what's not written.

Good Readers ...

- infer to figure out what the author is saying.
- use their head to figure out what is not obvious or written on the page.
- look for clues using pictures and words to help them figure out what the story is about.
- Keep wondering if their inference is correct or needs to be revised as they read along.

Making Inferences

Ask yourself ...

- The story said _____, which makes me think ...
- I think _____ will happen because ...
- When I read the part about _____ it made me realize ...
- I can tell _____ (character) is _____ (character trait) because ...
- What the character says tells me ...
- How the character feels tells me ...
- How the character acts tells me ...

Text to Self

TeachWithAly.com

What does this remind me of in my life?

How is this similar to my life? Has something like this happened to me?

How is this different from my life?

How does this relate to my life?

What were my feelings when I read this?

Making Text Connections

Text to Text

Does this story remind you of another story?

Which one? Why?

How is this story different from other stories you have read?

How is this text similar to other things you have read?

Text to World

TeachWithAly.com

What does this remind me of in the real world?

How is this text similar to what happens in the real world?

How is this text different to what happens in the real world?

How does this story relate to the world around me?



Text to Self

Good readers make personal connections to a story. It helps them understand how the characters feel, which makes them understand the story better.

Words from
the text:

My connections:



Text to Text

Good readers make connections to other stories. Readers gain understanding during reading by thinking about how this information connects to other familiar text.

In this story ...

which reminds me of another
story _____ because ...



Text to World

Good readers make connections to the world. This is the larger connection. You use ideas about how the world works that go far beyond your own experience. We learn about things through media, like television, newspapers, movies, magazines and the Internet.

In this story ...

which reminds me of
_____ that's happening/
happened in the world.

TOP SECRET

A note to my teacher.



TOP SECRET

A note to my teacher.




TOP SECRET

A note to my teacher.




TOP SECRET

A note to my teacher.




TOP SECRET

A note to my teacher.



TOP SECRET

A note to my teacher.



Oh no!
Numbers are missing just like
Miss Nelson.

Skip Count by 2s to fill in the missing numbers!
Trace and then write the numbers.

2 = 6 = 10 = 14 =



18 = 22 = 26 = 30



Oh no!
Numbers are missing just like
Miss Nelson.

Skip Count by 3s to fill in the missing numbers!
Trace and then write the numbers.

3 = 9 = 15 = 21 =

27 = 33 = 39 =




Oh no!
Numbers are missing just like
Miss Nelson.

Skip Count by 10s to fill in the missing numbers!
Trace and then write the numbers.

10 = 30 = 50 =

= 70 = 90 =



Oh no!
Numbers are missing just like
Miss Nelson.

Skip Count by 5s to fill in the missing numbers!
Trace and then write the numbers.

5 = 15 = 25 =

= 35 = 45 =

55 = 65 = 75 =

85 = 95 =



What numbers are missing?
Fill them in. Trace and then write the numbers.



1 = 3 = 5 = 7 = 9 = 11 =

= 13 = 15 = 17 = 19 =

= 21 = 23 = 25 = 27 =






= 29 = 31 = 33 = 35 =

= 37 = 39 = 41 = 43 =

= 45 = 47 = 49 =



Where's Miss Nelson?



10

9

8

7

6


5

4

3

2

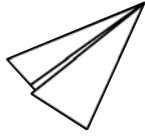
1



There are 30 students in Miss Nelson's class.

On Monday, 5 are absent.

How many children were in class on Monday?




On Tuesday, 28 students were in class. Miss Nelson sent 3 to the office for bad behavior.

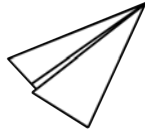
One child went home sick and another left for speech class.

How many children left the room?

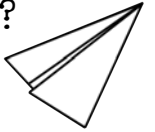
How many were left?



Detective McSmogg went looking for Miss Nelson. He drove 2 miles on Wednesday, 3 miles on Tuesday, and 4 miles on Thursday. How many total miles did he travel looking for her?

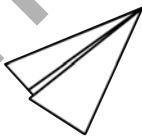


Some of the children went looking for Miss Nelson. They did lots of walking. They walked 3 blocks to her house, 2 more blocks to the park, and then another 5 blocks to get back to school. How many blocks did they walk?



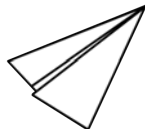
Some of the children had theories of why Miss Nelson was missing. Joe, Alice, Nancy, Bob and Susie all had an opinion that they shared with the class.

How many theories was that?

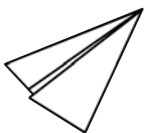


Detective McSmogg was very busy. On Monday he was given 3 new cases. On Tuesday he had 8 more put on his desk, then the children came in and asked for his help finding their missing teacher. How many new cases was he working on?


The children were very bad on Friday. They threw 20 paper airplanes and 14 spit wads. How many things went flying threw the air?



Students arrive at school at 8:00. They get to go home 7 hours later. What time is dismissal?



The Case Of The Missing Students



A Class Book By:



Solving the Case of Our Missing Teacher



A Class
Book By:





Text to Self

Good readers make personal connections to a story. It helps them understand how the characters feel, which makes them understand the story better.

Words from the text:

My connections:



Text to Text

Good readers make connections to other stories. Readers gain understanding during reading by thinking about how this information connects to other familiar text.

In this story ...

which reminds me of another story _____ because ...



Text to World

Good readers make connections to the world. This is the larger connection. You use ideas about how the world works that go far beyond your own experience. We learn about things through media; like television, newspapers, movies, magazines and the Internet.

In this story ...

which reminds me of _____ that's happening/happened in the world.



Miss Nelson is as
sweet
as **frosting.**

Viola Swamp is as
creepy
as **a spider.**


Smile
Smiles



Miss Nelson is as
pretty
as **a flower.**

Viola Swamp is as
ugly
as **a toad.**

Smile
Smiles



Where Are They?



over



under



above








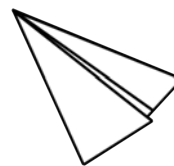
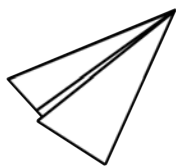
below

Where is Miss Nelson?



Miss Nelson is between the paper airplanes.

between _____



Miss Nelson is beside Viola Swamp.

beside _____



right

Miss Nelson is beside Detective McSmogg.

beside _____

left

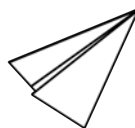
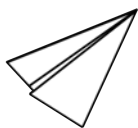


3

4

Miss Nelson is under the paper airplane.

under _____



Miss Nelson is above the paper airplane.

above _____

5


6

Hooray! Miss Nelson is back!



She is behind her desk.

behind _____



7

8

agreeable

enjoyable

caring

fair

clever

friendly

compassionate

gentle

concerned

good

cool

great

cute

ingenious

dedicated

interesting



oh no
miss nelson is missing



oh no
miss nelson is missing

Print, laminate
& trim.

Before you
correct the
sentences as a
whole group,
have each
student pick
1-3 mini cards
to fix on their
own.

They rewrite
them correctly
on on a
recording
sheet.

Whomever had
that card, when
you review the
large one, can
share how they
corrected it.

TeachWithMe.com

i will help you



i will help you



where is miss nelson



where is miss nelson



help
miss swamp is mean



help
miss swamp is mean

yay

miss nelson is back



yay

miss nelson is back



oh no
more homework



oh no
more homework



let's go look for her



let's go look for her

maybe the aliens
took her



maybe the aliens
took her



i think it was
butterflies



i think it was
butterflies



will miss nelson ever
come back



will miss nelson ever
come back

was the
detective helpful



was the
detective helpful



what was her secret



what was her secret



Congrats!
You have
Viola Swamp's
stamp of
approval
for great
behavior
today!

SWAMPIFIED




TeachWithA.com



TeachWithA.com

Top



Bottom



1
2
3
4
5
6
7
8
9
10
11

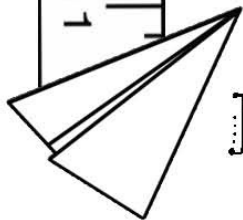
My 1st paper airplane
throw flew _____

My 2nd paper airplane
throw flew _____

My 1st flight was $< > =$
my 2nd throw.

Subtract the 2 and find
out how much farther one
went. _____

Add the 2 together to
find out the total
distance of both your
flights. _____



Let's Measure!

1
2
3
4
5
6
7
8
9
10

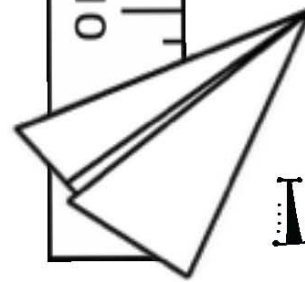
My paper airplane flew

_____ 's plane flew
the farthest. It flew

_____ 's plane flew
the shortest distance.
It flew

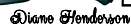

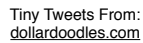
My flight was $< >$ the
longest.

My flight was $< >$ the
shortest.



Let's Measure!

Diane





Thank you so much for buying this product.

I truly hope you'll love this item & that it will make your life easier & teaching more fun!

To my loyal followers: I promise to post at least one knock-your-socks-off FREEBIE each month!

Please take a moment to leave feedback to earn valuable points, which equal money for future TPT purchases! Woo hoo.

If for any reason you're unhappy, please email me at: dianetpt@gmail.com

Blessings, *Diane*

Tiny Tweets From:
dollardoodles.com


Credits:

dj inkers (Dianne J. Hook)
Fonts & clips.
<http://www.djinkers.com/>



Laura Strickland: mycutegraphics.com
She also has a TpT store called
Whimsy Clips
<https://www.teacherspayteachers.com/>

<https://www.teacherspayteachers.com/Store/From-The-Pond>



Terms of Use: All rights reserved. No part of this publication may be reproduced, distributed, or transmitted in any form or by any means, including photocopying, recording, or other electronic or mechanical methods, without the prior written permission of the publisher: dianetpt@gmail.com

This resource is for one personal classroom use by a single teacher. Duplication for an entire school, or commercial purposes is strictly forbidden, without written permission from the author. To share this resource with more than one teacher, would you please refer them to my store.

Copying any part of this product and placing it on the internet in any form, even for personal/classroom use, blog or website, is strictly forbidden and is a violation of the Digital Millennium Copyright Act (DMCA). These items can be picked up in a Google search, and traced back to the publishing site.

Copyright 2015 by Diane Henderson
of TeachWithMe.com

"Believe you can and you're half way there."



<http://www.teacherspayteachers.com/Store/Clipart-4-teachers>



<https://www.teacherspayteachers.com/Store/RebeccaB-Designs>