



How To Make A Pumpkin Pie



How To Make A Pumpkin Pie

First, you set the oven to 425°F. While that's preheating, you beat two eggs in a large mixing bowl, then stir in the following ingredients:

- 3/4 cup sugar
- 1 1/2 teaspoons pumpkin pie spice
- 1/2 teaspoon salt
- 1 can (15 oz) pumpkin
- 1 1/4 cups evaporated milk or half and half

Next, you pour the mixture into a frozen deep-dish pie crust and bake for only 15 minutes.

When the timer rings, reduce the oven temperature to 350°F and bake for 40 to 50 minutes longer or until a toothpick inserted near the center, comes out clean.

Finally, let the pie cool for an hour or two, then serve with a dollop of whip cream or refrigerate.

Diane





How To Make A Pumpkin Pie



How To Make A Pumpkin Pie

Run off on tan construction paper. Students trim, add some color and glue their writing prompt paper to the back.

Read and post the recipe for pumpkin pie and then have students complete the prompt using appropriate transitions.

For that added touch of pizzazz, spritz their papers with cinnamon or pumpkin pie fragrance.



Easiest-Ever Pumpkin Pie

Recipe from Pillsbury: <http://bit.ly/Zu1Hcn>

Prep time: 5 min

Ingredients: 7

Servings: 8

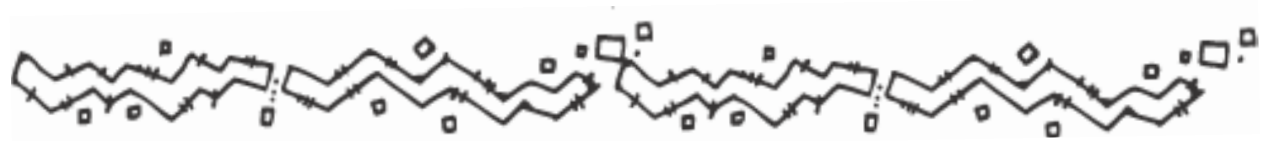
Ingredients:

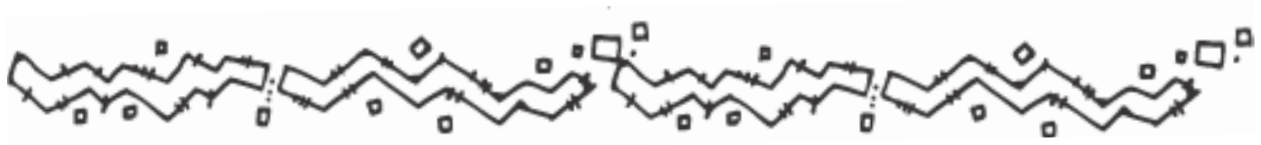
- 3/4 cup sugar
- 1 1/2 teaspoons pumpkin pie spice
- 1/2 teaspoon salt
- 1 can (15 oz) pumpkin (not pumpkin pie mix)
- 1 1/4 cups evaporated milk or half and half
- 2 eggs, beaten
- 1 frozen deep-dish pie crust

Steps:

1 Heat oven to 425°F. In large bowl, mix filling ingredients. Pour into pie crust.

2 Bake 15 minutes. Reduce oven temperature to 350°F; bake 40 to 50 minutes longer or until knife inserted near center comes out clean. Cool 2 hours. Serve or refrigerate until serving time.





How To Make A Pumpkin Pie

First, you set the oven to 425°F. While that's preheating, you beat two eggs in a large mixing bowl, then stir in the following ingredients:

- 3/4 cup sugar
- 1 1/2 teaspoons pumpkin pie spice
- 1/2 teaspoon salt
- 1 can (15 oz) pumpkin
- 1 1/4 cups evaporated milk or half and half

Next, you pour the mixture into a frozen deep-dish pie crust and bake for only 15 minutes.

When the timer rings, reduce the oven temperature to 350°F and bake for 40 to 50 minutes longer or until a toothpick inserted near the center, comes out clean.

Finally, let the pie cool for an hour or two, then serve with a dollop of whip cream or refrigerate.



A List Of Types Of Transitions With Examples

Transitions give your writing consistency and makes your paragraphs cohesive. Consider them as road signs that guide your readers through your paper.

There are many transitions, therefore it's easy to categorize them by the type of relationship that they describe. Some examples are similar for each category, but you should not interchange them or the transition will not suit the meaning you are going for.

I've started with the sequence category, because those are words that you need to stick to when writing you're "How to make a pumpkin pie" craftivity.

Transition Categories:



Sequence:

again, also, and, and then, besides, finally, furthermore, last, moreover, next, still, too, and ordinal numbers such as first, second, third



Time:

after a bit, after a few days, after a while, afterward, as long as, as soon as, at last, at length, at that time, before, earlier, immediately, in the meantime, in the past, lately, later, meanwhile, now, presently, shortly, simultaneously, since, so far, soon, then, thereafter, until, when



Cause and Effect:

accordingly, as a result, because, consequently, for this purpose, hence, so, then, therefore, thereupon, thus, to this end



Comparison:

again, also, in the same way, likewise, once more, similarly



Concession:

although it is true that, granted that, I admit that, it may appear that, naturally, of course

Transition Categories & Examples Continued:



Conclusion, Repetition, or Summary:

as a result, as has been noted, as I have said, as we have seen, as mentioned earlier, in any event, in conclusion, in other words, in short, on the whole, therefore, to summarize



Contrast:

although, but, despite, even though, however, in contrast, in spite of, instead, nevertheless, nonetheless, notwithstanding, on the contrary, on the one hand on the other hand, regardless, still, though, yet



Example:

after all, even, for example, for instance, indeed, in fact, of course, specifically, such as, the following example, to illustrate



Place:

adjacent to, below, beyond, closer to, elsewhere, far, farther on, here, near, nearby, opposite to, there, to the left, to the right

Transition Categories:



Sequence:

again, also, and, and then, besides, finally, furthermore, last, moreover, next, still, too, and ordinal numbers such as first, second, third



Time:

after a bit, after a few days, after a while, afterward, as long as, as soon as, at last, at length, at that time, before, earlier, immediately, in the meantime, in the past, lately, later, meanwhile, now, presently, shortly, simultaneously, since, so far, soon, then, thereafter, until, when



Cause and Effect:

accordingly, as a result, because, consequently, for this purpose, hence, so, then, therefore, thereupon, thus, to this end



Comparison:

again, also, in the same way, likewise, once more, similarly



Concession:

although it is true that, granted that, I admit that, it may appear that, naturally, of course



Conclusion, Repetition, or Summary:

as a result, as has been noted, as I have said, as we have seen, as mentioned earlier, in any event, in conclusion, in other words, in short, on the whole, therefore, to summarize



Contrast:

although, but, despite, even though, however, in contrast, in spite of, instead, nevertheless, nonetheless, notwithstanding, on the contrary, on the one hand on the other hand, regardless, still, though, yet




Example:

after all, even, for example, for instance, indeed, in fact, of course, specifically, such as, the following example, to illustrate

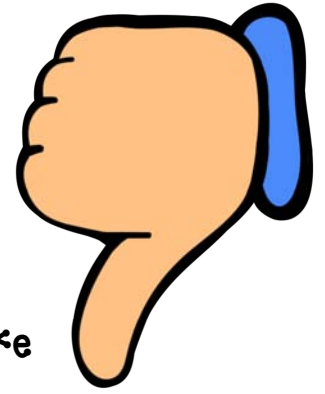


Place:

adjacent to, below, beyond, closer to, elsewhere, far, farther on, here, near, nearby, opposite to, there, to the left, to the right



I like pumpkin pie.

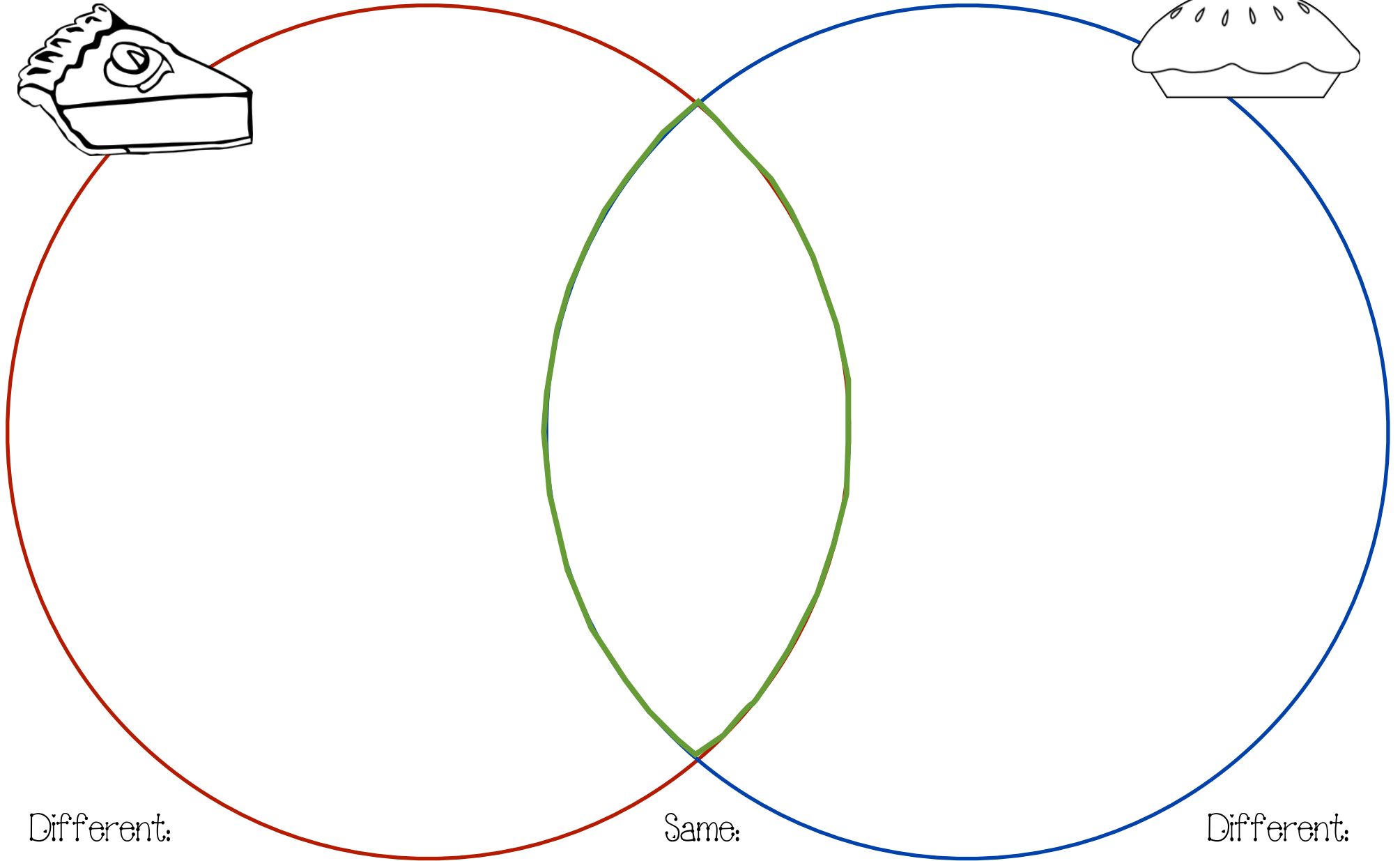
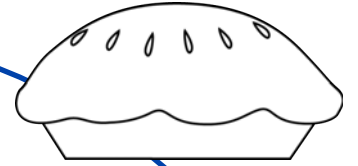


I do NOT like
pumpkin pie.

Comparing and Contrasting Pies

Pumpkin pie

My favorite pie:

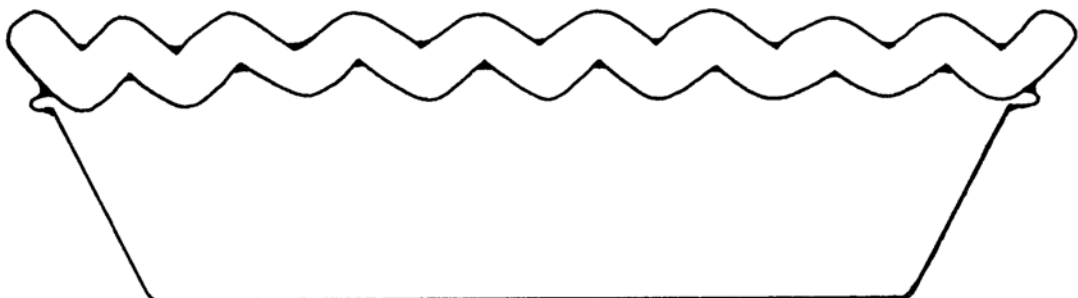




Different:

Same:

Different:

Think of 6-10 adjectives that describe pumpkin pie and write them on the pictures below.



Think of 6-10 adjectives that describe pumpkin pie and write them on the pictures below.

