

Needles in a Haystack Game



needle

agree

bee

Little Boy Blue

Little Boy Blue,
Come blow your horn.
The sheep's in the meadow,
The cow's in the corn.

Where is that boy
Who looks after the sheep?
He's under the
haystack,
fast asleep.



My Nursery Rhyme Reader

By: _____

Little Boy Blue,




come blow your horn.



The sheep's in the meadow.



The cow's in the corn.



blue

horn

corn

haystack

Sheaves of Wheat Word Game



wheat

appeal

beach

Haystack Howdy

Long ee & ea Word Games
+ Little Boy Blue Activities




I'm always curious as to why a certain phrase became popular, so I of course went to the Internet with: What is the origin of the phrase "needle in a hay stack"? Half a dozen reputable sites all agreed with the following:

The idiom in full is: "like looking for a needle in a haystack". It is based on the idea that it is extremely difficult, if not virtually impossible, to find a sewing needle in a haystack.

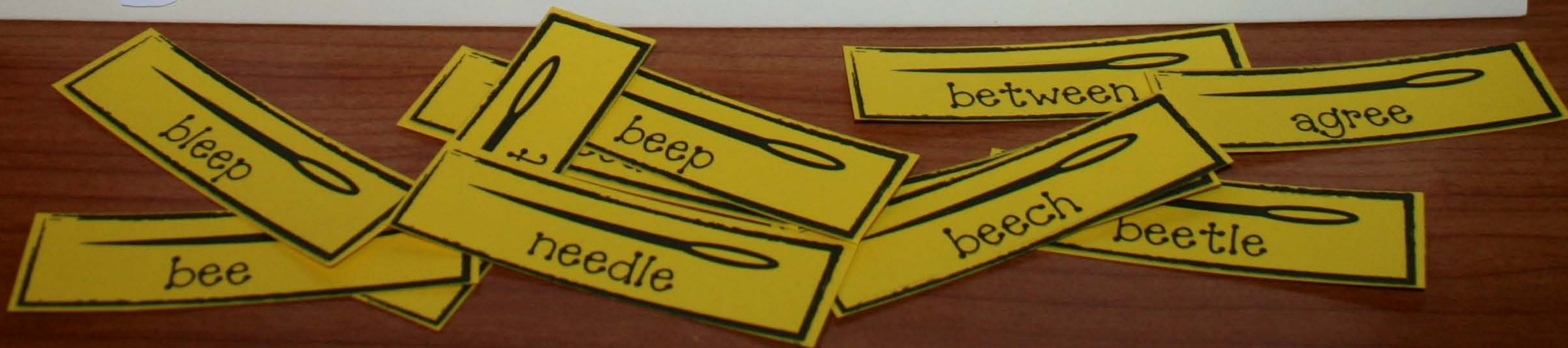
The first example of this idea in print, was found in the works of Sir Thomas More in 1532:

"To seek out one line in his books would be to go look (for) a needle in a meadow."

Meaning that, to try and do so, would be a very difficult task.




Needles in a Haystack Game



Needles in a
Haystack
Game





Run off on card stock.

Trim and glue to the front of a file folder.

Cut a slit across the middle. Make it wide and long enough so that students can easily fit their needle word cards in the slot.

Open the folder; place a container in the back, so that it props the folder up.

Children insert the double long ee needle cards as you call for them.

Children show their needle card to the class and then everyone reads it together, before they slip it into the slot.

The card falls behind the haystack into the container.

Keep the cards in an envelope tucked inside the folder for another use.

TeachWithMe.com

Haystack clip art by djinkers.com



Run off on yellow construction paper.

Add some shading with crayons if you want.

Trim and glue to the front of a file folder.

Cut a slit across the middle wide and long enough so that students can easily fit their needle word cards in the slot.

Open the folder; place a container in the back, so that it props the folder up.

Children insert the double long ee needle cards as you call for them.

They fall behind the haystack into the container.

Keep the cards in an envelope tucked inside the folder for another use.

TeachWithMe.com

Haystack clip art by djinkers.com

Run off on card stock.
Trim and glue to the front of a file folder.
Cut a slit across the middle. Make it wide and long enough so that students can easily fit their needle word cards in the slot. Open the folder; place a container in the back, so that it props the folder up. Children insert the double long ee needle cards as you call for them. Children show their needle card to the class and then everyone reads it together, before they slip it into the slot. The card falls behind the haystack into the container. Keep the cards in an envelope tucked inside the folder for another use.

TeachWithMe.com

Haystack clip art by djinkers.com



Needles in a
Haystack
Game

I made titles to put
on the file folder
haystacks.

TeachWithMe.com
Stitch font by
djinkers.com

Needles in a
Haystack
Game

Needles in a
Haystack
Game

An Alphabetical List Of 130 Long ee Words

agree	deep	jeep	screen	sweep
bee	degree	keen	see	sweet
beech	disagree	keep	seed	tee
beef	discreet	knee	seek	teem
beep	eek	lee	seem	teen
beet	eel	leech	seen	teeter
beetle	fee	leek	seep	teeth
between	feeble	manatee	seesaw	tepee
bleed	feed	meek	sheen	three
bleep	feel	meet	sheep	tree
breech	feet	meeting	sheesh	tweed
breed	flee	need	sheet	tweet
breeze	fleece	needle	sleek	tweeze
bungee	fleet	pee	sleep	wee
cheek	foresee	peek	sleet	weed
cheep	free	peel	sleeve	week
cheese	freeze	peep	sneeze	weep
cheetah	Frisbee	peeve	speech	wheedle
coffee	gee	preemie	speed	wheel
creed	geek	preen	spleen	wheeze
creek	glee	puree	spree	yippee
creep	greed	queen	squeeze	zee
creepy	Greek	reed	steed	
decree	green	reef	steel	
deed	greet	reek	steep	
deejay	heed	reel	street	
deem	heel	screech	succeed	

An Alphabetical List Of 130 Long ee Words

agree	deep	jeep	screen	sweep
bee	degree	keen	see	sweet
beech	disagree	keep	seed	tee
beef	discreet	knee	seek	teem
beep	eek	lee	seem	teen
beet	eel	leech	seen	teeter
beetle	fee	leek	seep	teeth
between	feeble	manatee	seesaw	tepee
bleed	feed	meek	sheen	three
bleep	feel	meet	sheep	tree
breech	feet	meeting	sheesh	tweed
breed	flee	need	sheet	tweet
breeze	fleece	needle	sleek	tweeze
bungee	fleet	pee	sleep	wee
cheek	foresee	peek	sleet	weed
cheep	free	peel	sleeve	week
cheese	freeze	peep	sneeze	weep
cheetah	Frisbee	peeve	speech	wheedle
coffee	gee	preemie	speed	wheel
creed	geek	preen	spleen	wheeze
creek	glee	puree	spree	yippee
creep	greed	queen	squeeze	zee
creepy	Greek	reed	steed	
decree	green	reef	steel	
deed	greet	reek	steep	
deejay	heed	reel	street	
deem	heel	screech	succeed	



needle



agree



bee



beech



beef



beep



beet



beetle



between



bleed



bleep



breech



breed



breeze



bungee



cheek



cheep



cheese



cheetah



coffee



creed



creek



creep



decree



deed



deejay



deem



deep



degree



disagree



discreet



eek



eel



fee



feeble



feed



feel



feet



flee



fleet



free



freeze



Frisbee



gee



geek



glee



greed



Greek



green



greet



heed



heel



foresee



keen



keep



knee



lee



leech



leek



manatee



meek



meet



meeting



need



pee



peek



peel



peep



peeve



preemie



preen



puree



queen



reed



reef



reek



reel



screech



screen



see



seed



seek



seem



seen



seep



sheesh



sheet



sleek



sleep



sleet



sneeze



speech



speed



spleen



spree



squeeze



steed



steel



steep



street



succeed



sweep



sweet



tee



teem



teen



teeter



teeth



tepee



three



tree



tweed



tweet



tweeze



wee



weed



week



weep



wheel



wheel



wheeze



yippee



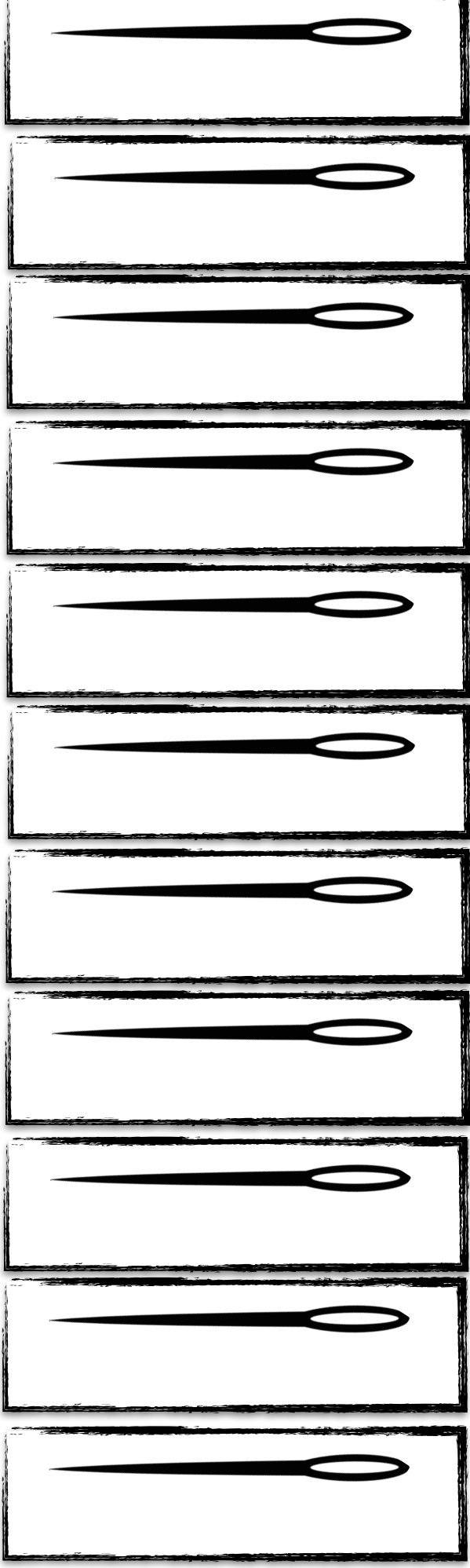
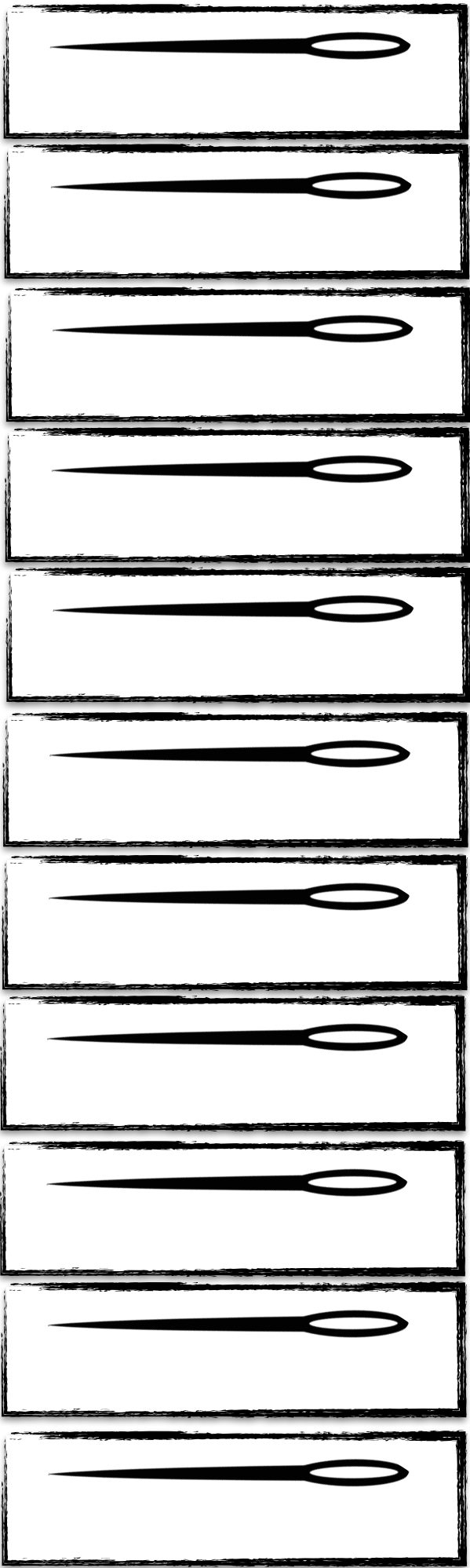
zee



sleeve



creepy



sheaf

(shēf)

Noun: sheaf

A bundle of grain stalks laid lengthwise and tied together after reaping. Or . . .

A bundle of objects of one kind, especially papers.

"He waved a sheaf of papers in the air."

Plural: sheaves

There a lots of sheaves of wheat.

Synonyms: bundle, bunch, stack, pile, heap



sheaf

(shēf)

Noun: sheaf

A bundle of grain stalks laid lengthwise and tied together after reaping. Or ...

A bundle of objects of one kind, especially papers.

"He waved a sheaf of papers in the air."

Plural: sheaves

There a lots of sheaves of wheat.

Synonyms: bundle, bunch, stack, pile, heap



Sheaves of Wheat Word Game



Sheaves of Wheat Word Game





Sheaves of Wheat
Word Game

I put a title on my file
folder games.
TeachWithMe.com
Stitch font by
djinkers.com

Sheaves of Wheat
Word Game

Sheaves of Wheat
Word Game

Sheaves of Wheat
Word Game

Sheaves of Wheat
Word Game

Sheaves of Wheat
Word Game

An Alphabetical List Of 107 Long E ea Words

appeal	eagle	lean	really
beach	easel	leap	ream
beacon	east	lease	reap
bead	Easter	leash	scream
beak	easy	least	sea
beam	eat	leaves	seal
bean	eave	meager	seam
beanie	feast	meal	seat
beast	feat	mean	sheaf
beat	feature	meanwhile	speak
bleak	flea	measles	squeak
bleat	freak	meat	squeal
cease	freaky	meatball	steal
cheap	glean	mistreat	stream
cheat	grease	neat	tea
clean	heal	pea	teach
cleat	heap	peace	teacher
cleave	heat	peach	team
creak	heave	peak	treat
cream	increase	peal	tweak
crease	knead	peanut	weak
creature	lead	peat	wean
deal	leader	plead	weave
defeat	leaf	please	wheat
dream	league	preach	wreath
each	leak	read	zeal
eager	leaky	real	

An Alphabetical List Of 107 Long E ea Words

appeal	eagle	lean	really
beach	easel	leap	ream
beacon	east	lease	reap
bead	Easter	leash	scream
beak	easy	least	sea
beam	eat	leaves	seal
bean	eave	meager	seam
beanie	feast	meal	seat
beast	feat	mean	sheaf
beat	feature	meanwhile	speak
bleak	flea	measles	squeak
bleat	freak	meat	squeal
cease	freaky	meatball	steal
cheap	glean	mistreat	stream
cheat	grease	neat	tea
clean	heal	pea	teach
cleat	heap	peace	teacher
cleave	heat	peach	team
creak	heave	peak	treat
cream	increase	peal	tweak
crease	knead	peanut	weak
creature	lead	peat	wean
deal	leader	plead	weave
defeat	leaf	please	wheat
dream	league	preach	wreath
each	leak	read	zeal
eager	leaky	real	



wheat



appeal



beach



beacon



bead



beak



beam



bean



beanie



beast



beat



bleak



bleat



cease



cheap



cheat



clean



cleat



cleave



creak



cream



crease



creature



deal



defeat



dream



eager



eagle



east



Easter



easy



eat



feast



feat



feature



flea



freak



freaky




glean



grease



heal



heap



heat



heave



increase



knead



lead



leader



leaf




league



leak



leaky



lean



leap



lease



leash




least



leaves



meager



meal



mean



meanwhile




measles



meat



meatballs



mistreat



neat



pea



peace



peach



peak



peal



peanut



peat



plead



please



preach



reach



read



ream



reap



scream



sea



seal



seam



seat



sheaf



speak



squeak



squeal



steal



stream



tea




teach



teacher



team



treat



tweak



weak



wean



weave



wreath



zeal



real



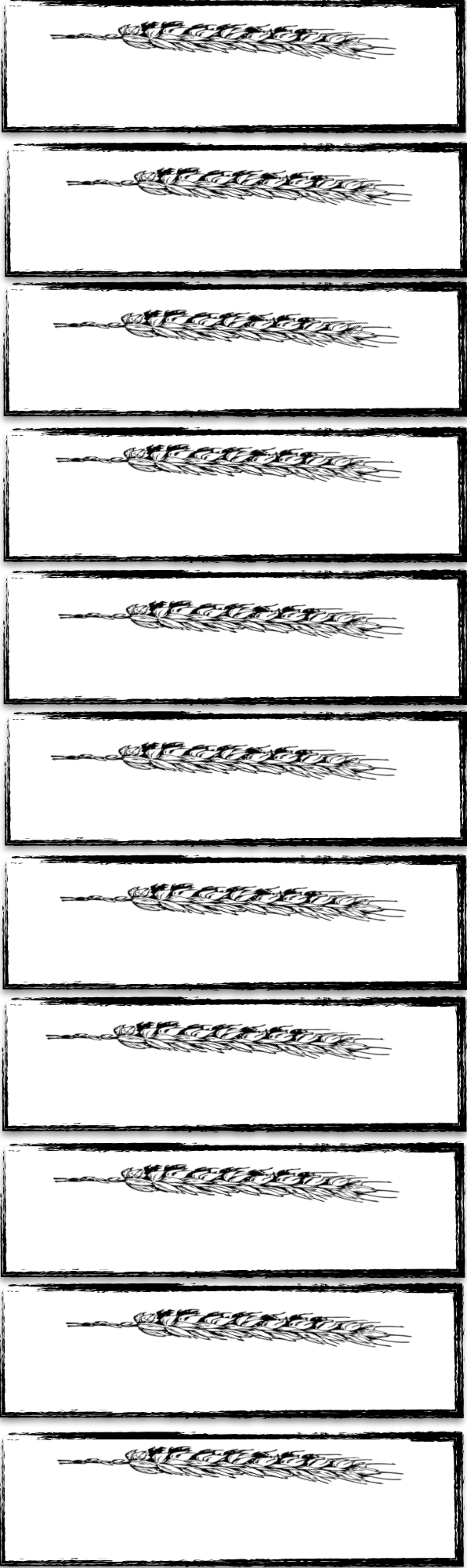
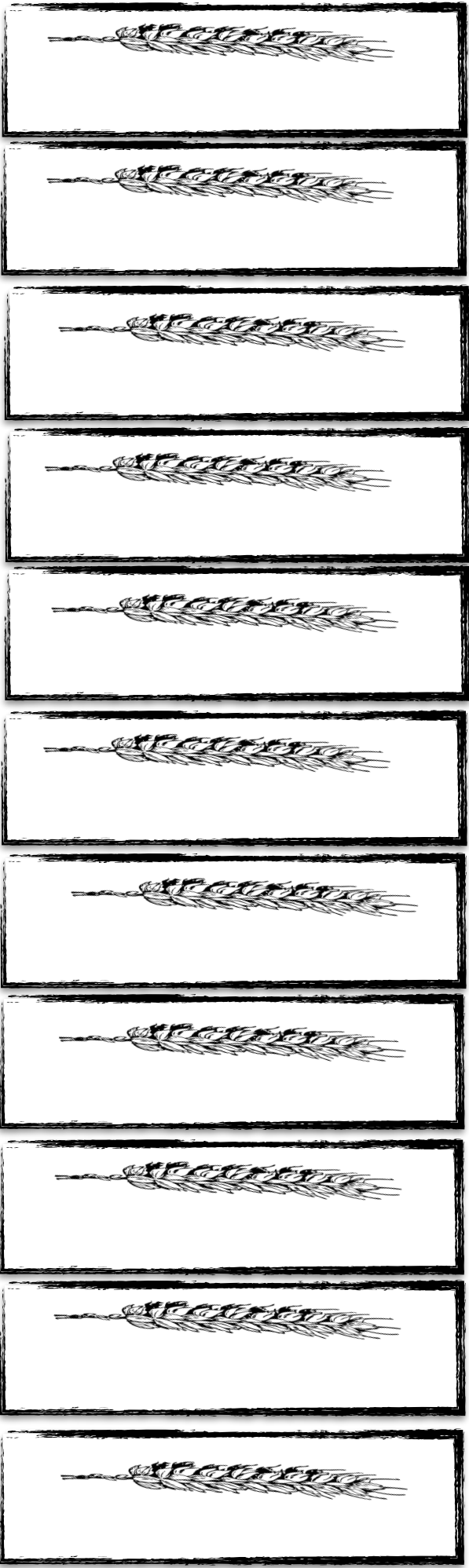
really



each



eave





Word Cards

What else can you do with the mini needle and wheat word cards?

- Print, laminate & trim. Toss them in a container. Have students choose 3-5 and use the words to make up sentences.
- Have students roll a dice to see how many card they need to pick and then do some word work activity with them.
- Have students each pick 10 cards and arrange them in alphabetical order.
- Have students pick a partner. Give them each a set of the same 20 words. They place them face down in a pile. They flip over the first word. The first one to identify and say the word correctly, gets that pair.
- Print and laminate and sprinkle them on the floor. Have students collect the cards before the timer rings. Whatever cards they hold, they read them

aloud to the students sitting in a circle on your carpet.

- Run off sets of 10 words on two different colors of paper, so that you can make *Memory Match* games. This will make the game easier to play and expedite time.
- Put a set in a bag, basket or box and have students pull out a card and read the word. If they can't, they are out of the game.
- Put some Kaboom bomb cards in the container along with a set of cards.
- Children take 2 cards out of the basket. Teacher calls on a student to start the game, that child reads their word card and asks for another word. They can use the poster with the list of words to help them.
- That child with that card reads it and gives their card to that child. They then read their other card and ask for another word.
- Play continues 'til all of the cards are gone.
- When the bomb cards are added a child must use the bomb Kaboom card when they are called on for a match.
- They show the bomb card; everyone yells "Kaboom" and both children are out of the game.
- Give them a copy of the list of words. There are quite a few homonyms (homophones) have them find

and circle the words and then write the pairs on the back of their paper. i.e. week and weak, tee and tea etc.

- Play "*I Have, Who Has?*"
- Make sure you have only enough pairs of cards so that things come out equal to the number of students present that day.
- One student starts and says: "*I have _____ . Who has the matching word.*"
The child with that card gives that child their card.
- Play continues 'til all of the cards are gone.
- You can spice this game up by adding the "Kaboom" cards to this game as well.
- Have students choose a partner and play "Speed" against them.
- Each student mixes up their cards. Together they say, "Ready-Set-Go!"
- Each student puts their cards in alphabetical order. The 1st one to do so is the winner.
- Display five to ten cards on the wall in a jumbled mess. Each day take a "mystery" card away. Choose a different child each day to guess which card is missing.
- Put a card under a question mark poster. Give clues about the mystery word of the day and have students guess what word it is.

- Play "I Spy" with the words. Choose 10 and put them on the board. Give clues about the word. i.e. I spy a word that has the vowel _____ in it. It starts or ends with the letter _____, it means, it's a color etc.
- Use them as mini flashcards. Hold one up and have children read them as a group.
- Play Go Fish
- If you use the cards in another way, please drop me an e-mail diane@teachwithme.com so that I can keep adding to this list. Thanks in advance.





Kaboom!



Kaboom!



Kaboom!



Kaboom!



Kaboom!



Kaboom!



Kaboom!



Kaboom!



Kaboom!



Kaboom!



Kaboom!



Kaboom!



Kaboom!



Kaboom!



Kaboom!



Kaboom!



Kaboom!



Kaboom!



Kaboom!



Kaboom!



Kaboom!



Kaboom!

Little Boy Blue

Little Boy Blue,
Come blow your horn,
The sheep's in the meadow,
The cow's in the corn.

Where is that boy
Who looks after the sheep?
He's under the
haystack,
fast asleep.



dianne j hock

Little Boy Blue

Little Boy Blue,
Come blow your horn,
The sheep's in the meadow,
The cow's in the corn.

Where is that boy
Who looks after the sheep?
He's under the
haystack,
fast asleep.



dianne j hook



cow



sheep



boy



sleep



blue



horn



corn



haystack

My Nursery Rhyme Reader

By: _____

Little Boy Blue,




come blow your horn.



The sheep's in the meadow.



The cow's in the corn.



Students trace and write the sentences remembering spaces & end punctuation. They color the pictures, trim and staple their booklet together. Read as a whole group to practice & cover concepts of print.

Where is that boy who
looks after the sheep?

He's under the haystack,



fast asleep.



Students trace and write the sentences remembering spaces & end punctuation. They color the pictures, trim and staple their booklet together. Read as a whole group to practice & cover concepts of print.

TeachWithMe.com Clip art by djinkers.com