



haunted  
house



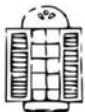
bat



owl



mummy



shutters



cat



monster



door



mouse



chains



spider



kids in  
costumes



lights



pumpkin



kids in  
costumes



someone



ghosts

Picture Word Cards

spin

stamp

Shhh!

creak

who

flicker

bang clang a lang

Boo!

grin

squeak

rattle

knock

flap

meow

Trick or Treat!



Haunted  
Onomatopoeia  
House  
Song & Games



# onomatopoeia

Onomatopoeia is the formation of a word from a sound associated with what is named.

For example: cuckoo, achoo, sizzle, eek.

 haunted house	 bat	 owl
 mummy	 shutters	 cat
 monster	 door	 mouse
 chains	 spider	 kids in costumes
 lights	 pumpkin	 kids in costumes
 someone	 ghosts	 Picture Word Cards
spin	stomp	Shhh!
creak	whooo	flicker
bang clang a lang	Boo!	grin
squeak	rattle	knock
flap	meow	Trick or Treat!

## Spooky House Song Directions

Print, laminate and trim the cards.

Gather children in a circle on the carpet.

Pass out the cards to them.

You can use just picture cards and then show the word card like a flashcard, or you can pass out both sets of cards

Start with the title of the song and then have the child holding the haunted house card come up and put it on the board.

You can put magnets on the back of the cards to use on your white board, or use dots of scratchy Velcro and use the cards on a flannel board.

As you sing each verse of the song, children come up and put the matching card(s) on the board.

I also do actions with the words.

Spin: Roll your fists in a circular motion.

Creak: Hunch your shoulders up, pretend to open a door.

Bang-clang-a-lang: Clap your hands 4 times for each repetition.

Squeak: Speak very softly making a squeaky noise.

Flap: Bend your elbows and flap them at your sides.

Stomp: Stand up and stomp your feet, each time you say the word stomp.

Whoo: Slowly look from left to right, pausing as you say each whoo. (left-looking forward-right.) Say whoo softly and stretch the sound out like an owl does.

Boo: Throw your hands in the air like your jumping out and scaring someone. Say 3 boos quickly and loudly.

Rattle: Shake your hands while saying rattle.

Meow: Put your hands on either side of the top of your head, with only your pointer fingers up. Wiggle your index fingers (ears) and sound like a cat.

Mummy: Hold your index finger up to your mouth and whisper Shhh!

Flicker: Hold your hands up in front of your shoulders and open and shut them quickly.

Grin: Make a big smiling face. Point to your grin with both index fingers. Children say the word grin while smiling.

Knock: Literally knock on something. Students can knock on the floor.

Trick or treat: Snap your fingers on the word trick, and hold out your hand palm up for the word treat.

# Haunted Onomatopoeia House

By Diane Henderson TeachWithMe.com

To the tune of Wheels On The Bus

The spiders in the house they spin, spin, spin — spin, spin, spin — spin, spin, spin.  
The spiders in the house they spin, spin, spin very quietly.

The door to the house goes creak, creak, creak — creak, creak, creak — creak, creak, creak.

The door to the house goes creak, creak, creak on Halloween.

The shutters on the house go bang clang a lang, bang clang a lang, bang clang a lang.

The shutters on the house go bang clang a lang on Halloween.

The mouse in the house goes squeak, squeak, squeak — squeak, squeak, squeak — squeak, squeak, squeak.

The mouse in the house goes squeak, squeak, squeak on Halloween.

The bat in the house goes flap, flap, flap — flap, flap, flap — flap, flap, flap.

The bat in the house goes flap, flap, flap on Halloween.

The monster in the house goes stomp, stomp, stomp — stomp, stomp, stomp — stomp, stomp, stomp.

The monster in the house goes stomp, stomp, stomp on Halloween.

The owl by the house goes whoo, whoo, whoo — whoo, whoo, whoo — whoo, whoo, whoo.

The owl by the house goes whoo, whoo, whoo on Halloween.

The ghosts in the house say Boo! Boo! Boo! — Boo! Boo! Boo! — Boo! Boo! Boo!

The ghosts in the house say Boo! Boo! Boo! On Halloween.

The chains in the house go rattle, rattle, rattle — rattle, rattle, rattle — rattle, rattle, rattle.

The chains in the house go rattle, rattle, rattle on Halloween.

The cat in the house goes meow, meow, meow — meow, meow, meow —  
meow, meow, meow.

The cat in the house goes, meow, meow, meow on Halloween.

The mummy in the house says Shhh! Shhh! Shhh — Shhh! Shhh! Shhh —  
Shhh! Shhh! Shhh!

The mummy in the house says Shhh! Shhh! Shhh! On Halloween.

The lights in the house go flicker, flicker, flicker — flicker, flicker, flicker  
— flicker, flicker, flicker.

The lights in the house go flicker, flicker, flicker on Halloween.

See the pumpkins on the porch — grin, grin, grin, — grin, grin, grin — grin,  
grin, grin.

See the pumpkins on the porch — grin, grin, grin on Halloween.

Someone at the door goes knock, knock, knock — knock, knock, knock —  
knock, knock, knock.

Someone at the door goes knock, knock, knock on Halloween.

The costumed kids yell trick or treat, trick or treat, trick or treat.

The costumed kids yell trick or treat on Halloween.

# Happy Halloween!





haunted  
house



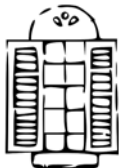
bat




owl



mummy



shutters



cat




monster



door



mouse



chains



spider



kids in  
costumes



lights



pumpkin



kids in  
costumes



someone



ghosts

Picture Word Cards



Phillip Martin

haunted  
house




mummy




monster



owl




cat



mouse





spider



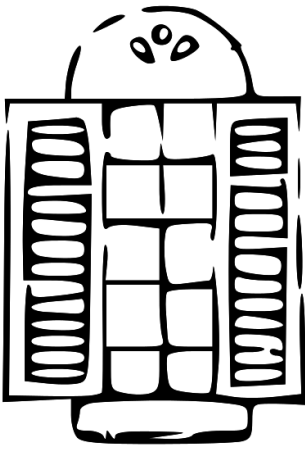
pumpkin



ghosts




bat




shutters




dooor




chains



lights



someone



kids in  
c<sup>o</sup>stumes



kids in  
c<sup>o</sup>stumes

spin

creak

bang clang a lang

squeak

flap

stomp

who

Boo!

rattle

meow

Shhh!

flicker

grin

knock

Trick or Treat!




spin




creak




bang clang a lang

squeak


flap


stmp  
↓

wh

B!

rattle




mew

 Shhh!

Flicker

grin

knck

 Trick  r  Treat!



## Spooky House Game Directions

Print, laminate and trim the cards.

Gather children in a circle on the carpet.

Place the cards face down, in 3 rows of 4 in the center of the circle.

Flip up the top 4 cards.

Point to each of the 4 cards and say the name.

Have children repeat the name of the cards with you. i.e., "Owl, cat, mouse, spider. Owl, cat, mouse, spider."

Hold a piece of tag board (a size that will cover all of the cards) so that it just hovers over the top.

Have students close their eyes tight.

Carefully reach under and flip a card over, so that it is now face down.

Say "Ready!" and have students open their eyes.

Remove the tagboard so that students can see the flipped up cards.

Which one is missing?

Children call out an answer.

You can give the first child who called out the correct answer a sticker, or simply continue to play.

Now, flip that card up, plus one more.

Again review the names of the cards in the exact order that you said them before. (This is an easy way for children to memorize the cards.)

Cover the cards; children have their eyes closed; you flip one over and call out "Ready!"

Play continues 'til you have used all 12 of the cards.

To expedite things, you can flip up two more cards at a time, instead of just one. For younger children only use 5-8 cards.

