



Front

Back



 sister 

 brother 


Brothers	Sisters	Pets
		Total:
		cats
		dogs
		birds
		fish
		other
Total:	Total:	

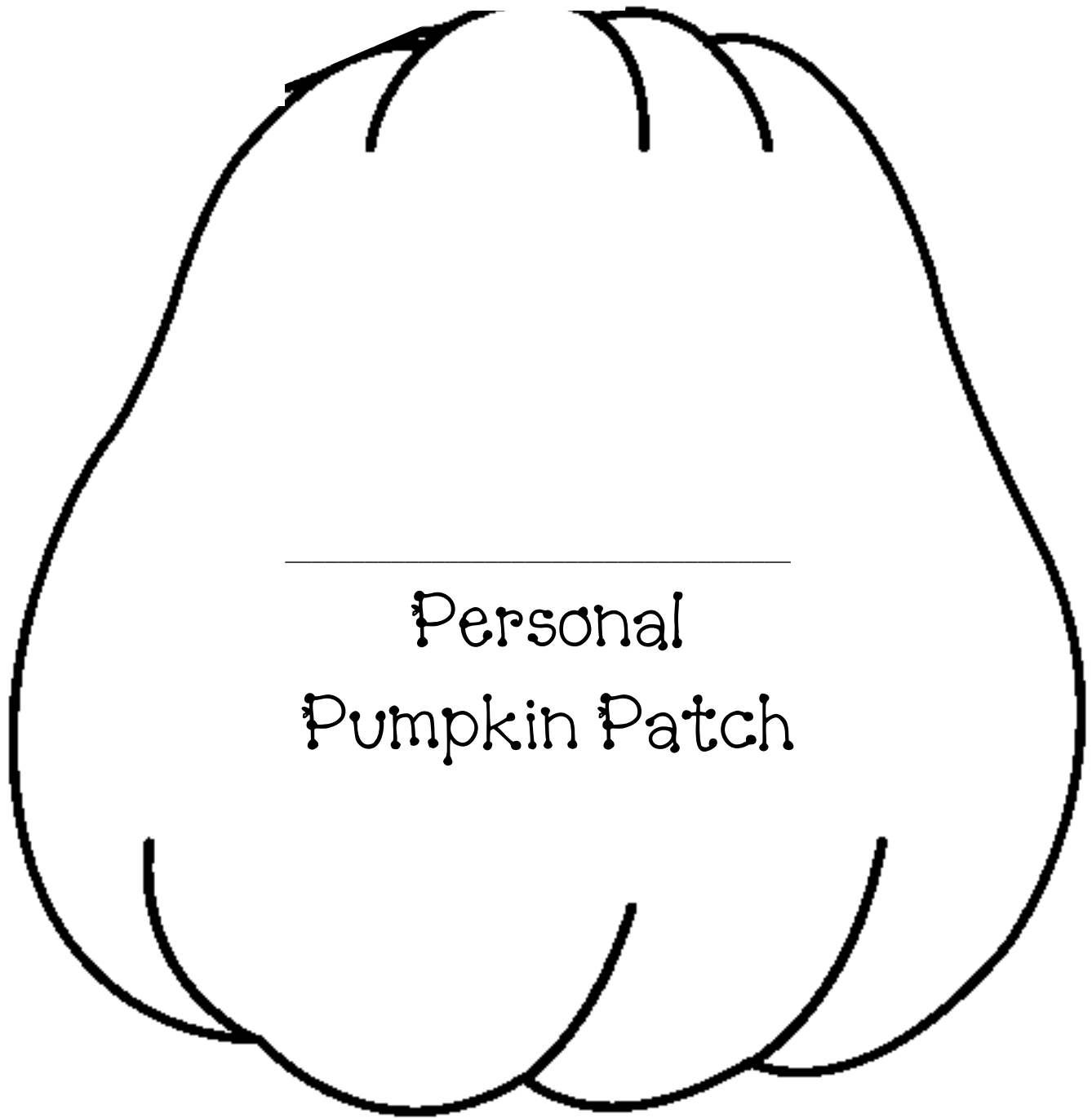
Personal Family Pumpkin Patch Craft
Reinforces Family Words

Front



Back





Run off on orange construction paper. Students trim.

To help learn vocabulary related to family, students write their family member's names and their relationship to them on the back of this pumpkin.

Add a green stem to the top. To make this more of a keepsake students can make a hand print leaf. Include a photo for that finishing touch.



Dear Families,

We are making a personal pumpkin patch activity and I need your help.

On the bottom of this paper, please list the names and relationship of the people and pets residing in your home.

We will be doing this project on _____ so I need you to return this by _____.

Thanks in advance for your cooperation.

Educationally Yours,

Example:

Mom: Carol

Dad: Bill

Sister: Amy

Brother: Kaiden

Dog: Sparky

Cat: Sophie

mom

dad

sister

sisters

brother

brothers

grandma

grandpa

aunt

uncle

pet

pets


cat

dog

bird

fish

hamster



mom



dad



sister



brother



aunt



uncle



pets





grandma



grandpa



cat



dog



bird



fish





Brothers

Sisters

Pets

Total:

Total:

Total:

cats

dogs

birds

fish

other

Trace and write the words.

mom

dad

daughter

son

husband

wife

sister

brother

aunt

uncle

grandma

grandpa

pets

Trace the words and write them in alphabetical order.

mom

dad

daughter

son

husband

wife

sister

brother

aunt

uncle

grandma

grandpa

pets

Handwriting practice lines consisting of a solid top line, a dashed middle line, and a solid bottom line. There are 15 sets of these lines provided for writing practice.