

Happy
Harvest!



Happy Harvest Scarecrow Banner

Materials:

- 12x18 large construction paper for background of banners. Choose a complimentary color to the jackets of the scarecrows.
- Orange, green, blue, purple, yellow, light brown, black, dark brown construction paper.
- Masters
- Glue stick
- Scissors
- Crayons
- Jute or yarn
- Hole punch
- Ink pen
- *Optional* buttons, glue dots

Directions:


1. Cut an assortment of 12x18 construction paper into 12x14 ½ banners.
2. Punch a hole in each end and make a jute tie.
3. Run off the masters
4. I have the hats, hay, shape patches, crows, signs and beaks pre-cut.
5. Children cut out their scarecrow's face and jacket.
6. Fringe cut the bottom of the hat and glue it to the head.
7. Glue the big triangle to the back of the coat so the opening is shut.
8. Glue the head to the body.
9. Fringe cut the straw hair and hands.
10. Glue the hair to the sides of the face.
11. Glue the straw hands behind the sleeves of each arm.
12. Glue the scare crow to the bottom of the banner
13. Glue the forward-looking crow to the right-side of the hat.
14. Glue the sign at an angle above the left shoulder
15. Glue the side-view crow to the left-hand shoulder of the crow.
16. Write the students' name peeking out on the bottom of the shirt triangle. The children put the 2 shaped patches wherever they want, and add stitching details with a pen.
17. Color the scarecrow and add eyes and details to the crows with a white crayon.
18. Hang the banners along a wall in the hallway, or back-to-back from the ceiling.
19. I like to use jute instead of yarn, because it has a bit more pizzazz. If you want, tie a bow at each end where you punched a hole for that finishing touch.
20. I also add two real buttons to the coat front and stick them on with glue dots.

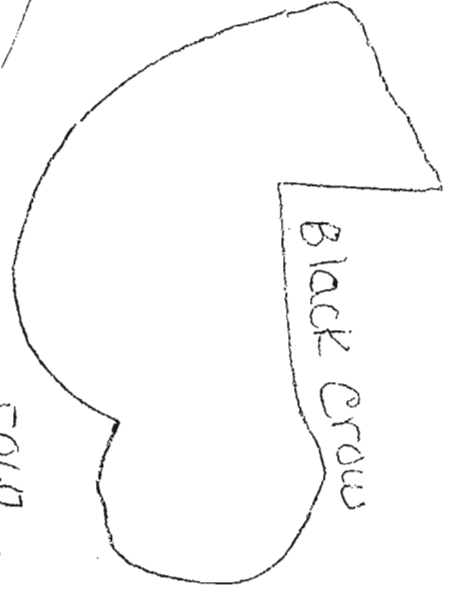
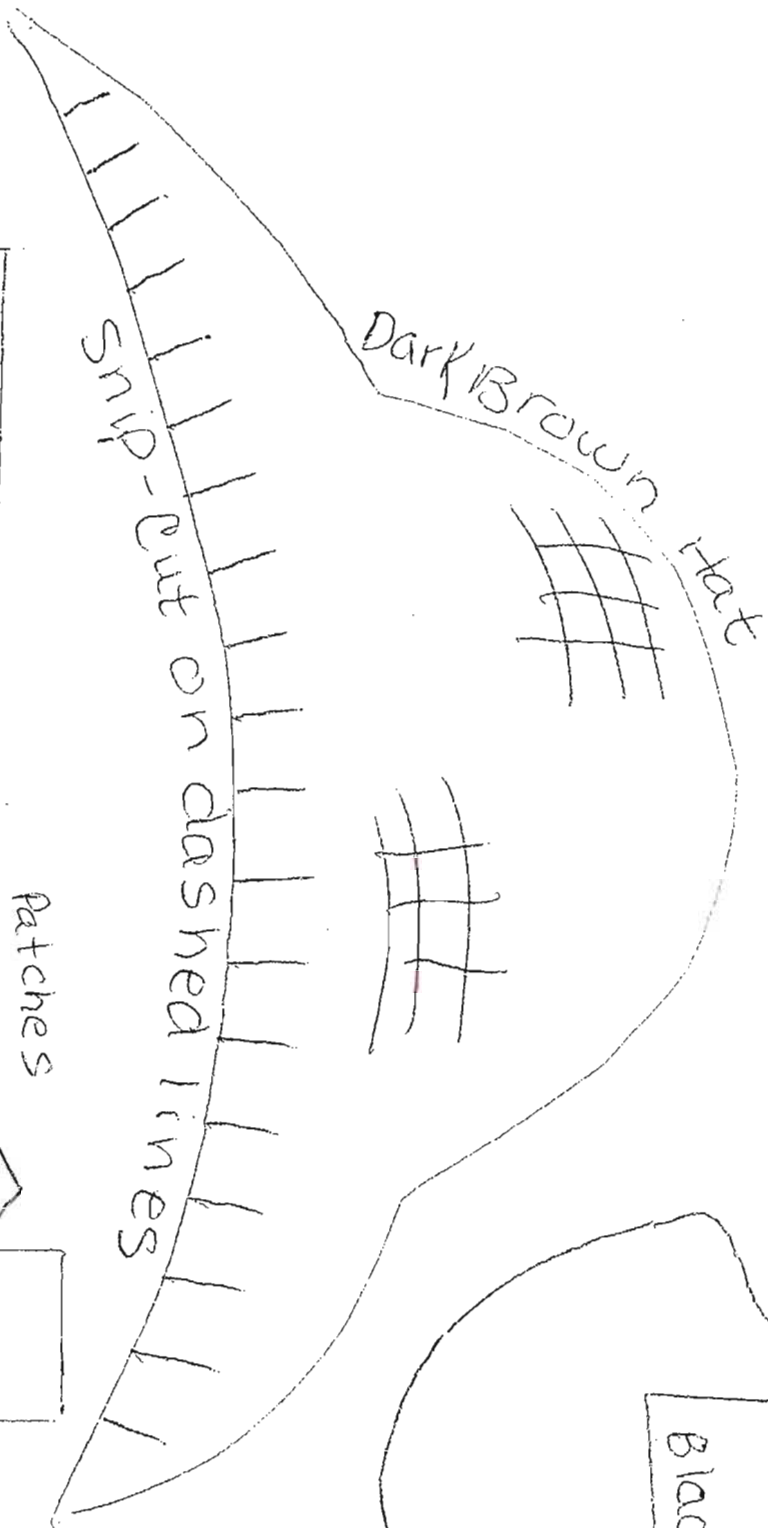


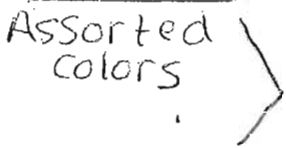

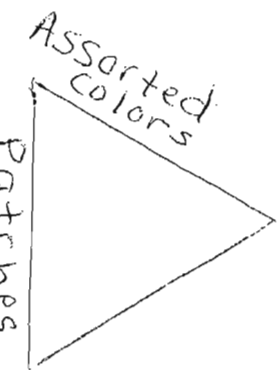
Autumn is a time for . . .







I welcome the coming of fall because . . .









© teachwithme.com

Happy Harvest Scarecrow



Happy Harvest Scarecrow

Assorted color coats

Snip on
lines.

4 Yellow

Hay for Arms &
Hair.

Shirt.

Assorted color Inside

