

circle




oval




triangle




pentagon



trapezoid



rhombus




square




rectangle



hexagon



octagon



star




heart



philipmartin.com

Where's  
Johnny Appleseed?  
Shape Game



Print on card stock, laminate and trim.

Hide a Johnny card under one of your shape apples that are displayed on your white board, or on a wall.  
I hold my apples in place with a magnet.

Call on a quiet student to guess which shaped apple Johnny is hiding under.  
Remind them to say the shape.


Lift up that shape. Is he there? If not, have that child call on someone else to take a guess.  
Play continues 'til Johnny is found.

I've included extra Johnny cards in two different sizes, incase you lose one or it gets damaged.


Clip art by [PhillipMartin.com](http://PhillipMartin.com) Used with permission

TeachWithMe.com

circle




oval



square



rectangle







triangle




pentagon



hexagon



octagon



Print, laminate and trim.


Put a magnet or piece of Velcro (scratchy side) on the back to use on a white board or flannel board.

You can also make this a "flip up" by folding the word section, and taping that down, and then flipping up the bottom apple portion to reveal if Johnny Appleseed is hiding under that shape.

trapezoid



rhombus



star



heart



























Print, laminate and trim.

Put a magnet or piece of Velcro (scratchy side) on the back to use on a white board or flannel board.

You can also make this a "flip up" by folding the word section, and taping that down, and then flipping up the bottom apple portion to reveal if Johnny Appleseed is hiding under that shape.




circle	oval	triangle	pentagon	trapezoid	rhombus
					
square	rectangle	hexagon	octagon	star	heart
					
circle	oval	triangle	pentagon	trapezoid	rhombus
					
square	rectangle	hexagon	octagon	star	heart
					

trapezoid



rhombus



star




heart







triangle




pentagon



hexagon




octagon







circle



oval



square



rectangle

