

Waving good bye.



So long  
summer!

So long  
suntan  
vacation,  
beach walks,  
flip flops,  
swimming,  
fireflies,  
camping,  
bonfires,  
s'mores,  
staying up late,  
sleeping in,  
picnics,  
and gram's cottage.

Good bye summer.



Rachel



Hello  
2nd grade.

Hello  
school clothes,  
lockers, reading,  
bus rides, art, field  
trips, writing,  
music, gym, recess,  
hot lunch, Spanish,  
school supplies,  
computers,  
homework, science,  
grades, learning,  
sharing, new  
friends and fun.

Hello 2nd grade  
2014.



back


Waving  
hello.



Hello  
2nd grade.

Hello  
school clothes,  
lockers, reading,  
bus rides, art, field  
trips, writing,  
music, gym, recess,  
hot lunch, Spanish,  
school supplies,  
computers,  
homework, science,  
grades, learning,  
sharing, new  
friends and fun.

Hello 2nd grade  
2014.



So long  
summer!


So long  
suntan  
vacation,  
beach walks,  
flip flops,  
swimming,  
fireflies,  
camping,  
bonfires,  
s'mores,  
staying up late,  
sleeping in,  
picnics,  
and gram's cottage.

Good bye summer.


So long summer! Hello \_\_\_\_ grade  
Writing Prompt Craftivity

Templates for preschool - 8th grade.

Samples.



So long  
summer!



So long  
summer!

Clip art by  
[djinkers.com](http://djinkers.com)  
[TeachWithMe.com](http://TeachWithMe.com)

Students trace their hand (fingers spread as if they are waving) and arm on their color choice of construction paper and trim.

Punch a hole at the top middle finger and tie on a yarn loop so you can suspend the hands from the ceiling.

They will twirl and swirl (wave). On one side they are waving good bye to summer. On the other side they are waving hello to a brand new year in school.

Choose your grade's writing prompt strip.

Run them off on white paper.


Students color, trim and glue to their hand-arm.

For the so long summer side, they write words and phrases associated with summer and the things that they did.

For the hello side they write words and phrases associated with the grade that they are starting in school.



Mrs. Henderson



So long  
summer!

So long  
suntan  
vacation,  
beach walks,  
flip flops,  
swimming,  
fireflies,  
camping,  
bonfires,  
s'mores,  
staying up late,  
sleeping in,  
picnics,  
and gram's cottage.

Good bye summer.





Rachel




Hello  
2nd grade.



Hello  
school clothes,  
lockers, reading,  
bus rides, art, field  
trips, writing,  
music, gym, recess,  
hot lunch, Spanish,  
school supplies,  
computers,  
homework, science,  
grades, learning,  
sharing, new  
friends and fun.

Hello 2nd grade  
2014.






Hello  
2nd grade.

Hello  
school clothes,  
lockers, reading,  
bus rides, art, field  
trips, writing,  
music, gym, recess,  
hot lunch, Spanish,  
school supplies,  
computers,  
homework, science,  
grades, learning,  
sharing, new  
friends and fun.

Hello 2nd grade  
2014.



So long  
summer!

So long  
suntan  
vacation,  
beach walks,  
flip flops,  
swimming,  
fireflies,  
camping,  
bonfires,  
s'mores,  
staying up late,  
sleeping in,  
picnics,  
and gram's cottage.

Good bye summer.





Hello  
kindergarten.



Hello  
1st grade.



So long  
summer!

So long  
suntan  
vacation,  
beach walks,  
flip flops,  
swimming,  
fireflies,  
camping,  
bonfires,  
s'mores,  
staying up late,  
sleeping in,  
picnics,  
and gram's cottage.

Good bye summer.



Mrs. Henderson



Hello  
2nd grade.

Hello  
school clothes,  
lockers, reading,  
bus rides, art, field  
trips, writing,  
music, gym, recess,  
hot lunch, Spanish,  
school supplies,  
computers,  
homework, science,  
grades, learning,  
sharing, new  
friends and fun.

Hello 2nd grade  
2014.




Rachel




Hello  
3rd grade.





Hello preschool.



Hello preschool.

Clip art by  
[djinkers.com](http://djinkers.com)  
[TeachWithMe.com](http://TeachWithMe.com)

Students trace their hand (fingers spread as if they are waving) and arm on their color choice of construction paper and trim.

Punch a hole at the top middle finger and tie on a yarn loop so you can suspend the hands from the ceiling.

They will twirl and swirl (wave). On one side they are waving good bye to summer. On the other side they are waving hello to a brand new year in school.


Choose your grade's writing prompt strip.

Run them off on white paper.


Students color, trim and glue to their hand-arm.

For the so long summer side, they write words and phrases associated with summer and the things that they did.

For the hello side they write words and phrases associated with the grade that they are starting in school.



Hello  
kindergarten.



Hello  
kindergarten.

Clip art by  
[djinkers.com](http://djinkers.com)  
[TeachWithMe.com](http://TeachWithMe.com)

Students trace their hand (fingers spread as if they are waving) and arm on their color choice of construction paper and trim.

Punch a hole at the top middle finger and tie on a yarn loop so you can suspend the hands from the ceiling.

They will twirl and swirl (wave). On one side they are waving good bye to summer. On the other side they are waving hello to a brand new year in school.

Choose your grade's writing prompt strip.


Run them off on white paper.

Students color, trim and glue to their hand-arm.

For the so long summer side, they write words and phrases associated with summer and the things that they did.

For the hello side they write words and phrases associated with the grade that they are starting in school.





Hello  
1st grade.



Hello  
1st grade.

Clip art by  
[djinkers.com](http://djinkers.com)  
[TeachWithMe.com](http://TeachWithMe.com)

Students trace their hand (fingers spread as if they are waving) and arm on their color choice of construction paper and trim.

Punch a hole at the top middle finger and tie on a yarn loop so you can suspend the hands from the ceiling.

They will twirl and swirl (wave). On one side they are waving good bye to summer. On the other side they are waving hello to a brand new year in school.

Choose your grade's writing prompt strip.


Run them off on white paper.

Students color, trim and glue to their hand-arm.


For the so long summer side, they write words and phrases associated with summer and the things that they did.

For the hello side they write words and phrases associated with the grade that they are starting in school.





Hello  
2nd grade.



Hello  
2nd grade.

Clip art by  
[djinkers.com](http://djinkers.com)  
[TeachWithMe.com](http://TeachWithMe.com)

Students trace their hand (fingers spread as if they are waving) and arm on their color choice of construction paper and trim.

Punch a hole at the top middle finger and tie on a yarn loop so you can suspend the hands from the ceiling.

They will twirl and swirl (wave). On one side they are waving good bye to summer. On the other side they are waving hello to a brand new year in school.

Choose your grade's writing prompt strip.


Run them off on white paper.

Students color, trim and glue to their hand-arm.


For the so long summer side, they write words and phrases associated with summer and the things that they did.

For the hello side they write words and phrases associated with the grade that they are starting in school.





Hello  
3rd grade.



Hello  
3rd grade.

Clip art by  
[djinkers.com](http://djinkers.com)  
[TeachWithMe.com](http://TeachWithMe.com)

Students trace their hand (fingers spread as if they are waving) and arm on their color choice of construction paper and trim.

Punch a hole at the top middle finger and tie on a yarn loop so you can suspend the hands from the ceiling.

They will twirl and swirl (wave). On one side they are waving good bye to summer. On the other side they are waving hello to a brand new year in school.

Choose your grade's writing prompt strip.


Run them off on white paper.

Students color, trim and glue to their hand-arm.


For the so long summer side, they write words and phrases associated with summer and the things that they did.

For the hello side they write words and phrases associated with the grade that they are starting in school.





Hello  
4th grade.



Hello  
4th grade.

Clip art by  
[djinkers.com](http://djinkers.com)  
[TeachWithMe.com](http://TeachWithMe.com)

Students trace their hand (fingers spread as if they are waving) and arm on their color choice of construction paper and trim.

Punch a hole at the top middle finger and tie on a yarn loop so you can suspend the hands from the ceiling.

They will twirl and swirl (wave). On one side they are waving good bye to summer. On the other side they are waving hello to a brand new year in school.

Choose your grade's writing prompt strip.


Run them off on white paper.

Students color, trim and glue to their hand-arm.

For the so long summer side, they write words and phrases associated with summer and the things that they did.

For the hello side they write words and phrases associated with the grade that they are starting in school.





Hello  
5th grade.



Hello  
5th grade.

Clip art by  
[djinkers.com](http://djinkers.com)  
[TeachWithMe.com](http://TeachWithMe.com)

Students trace their hand (fingers spread as if they are waving) and arm on their color choice of construction paper and trim.

Punch a hole at the top middle finger and tie on a yarn loop so you can suspend the hands from the ceiling.

They will twirl and swirl (wave). On one side they are waving good bye to summer. On the other side they are waving hello to a brand new year in school.

Choose your grade's writing prompt strip.


Run them off on white paper.

Students color, trim and glue to their hand-arm.


For the so long summer side, they write words and phrases associated with summer and the things that they did.

For the hello side they write words and phrases associated with the grade that they are starting in school.





Hello  
6th grade.



Hello  
6th grade.

Clip art by  
[djinkers.com](http://djinkers.com)  
[TeachWithMe.com](http://TeachWithMe.com)

Students trace their hand (fingers spread as if they are waving) and arm on their color choice of construction paper and trim.

Punch a hole at the top middle finger and tie on a yarn loop so you can suspend the hands from the ceiling.

They will twirl and swirl (wave). On one side they are waving good bye to summer. On the other side they are waving hello to a brand new year in school.

Choose your grade's writing prompt strip.


Run them off on white paper.

Students color, trim and glue to their hand-arm.

For the so long summer side, they write words and phrases associated with summer and the things that they did.

For the hello side they write words and phrases associated with the grade that they are starting in school.





Hello  
7th grade.



Hello  
7th grade.

Clip art by  
[djinkers.com](http://djinkers.com)  
[TeachWithMe.com](http://TeachWithMe.com)

Students trace their hand (fingers spread as if they are waving) and arm on their color choice of construction paper and trim.

Punch a hole at the top middle finger and tie on a yarn loop so you can suspend the hands from the ceiling.

They will twirl and swirl (wave). On one side they are waving good bye to summer. On the other side they are waving hello to a brand new year in school.

Choose your grade's writing prompt strip.


Run them off on white paper.

Students color, trim and glue to their hand-arm.


For the so long summer side, they write words and phrases associated with summer and the things that they did.

For the hello side they write words and phrases associated with the grade that they are starting in school.





Hello  
8th grade.



Hello  
8th grade.

Clip art by  
[djinkers.com](http://djinkers.com)  
[TeachWithMe.com](http://TeachWithMe.com)

Students trace their hand (fingers spread as if they are waving) and arm on their color choice of construction paper and trim.

Punch a hole at the top middle finger and tie on a yarn loop so you can suspend the hands from the ceiling.

They will twirl and swirl (wave). On one side they are waving good bye to summer. On the other side they are waving hello to a brand new year in school.

Choose your grade's writing prompt strip.


Run them off on white paper.

Students color, trim and glue to their hand-arm.

For the so long summer side, they write words and phrases associated with summer and the things that they did.

For the hello side they write words and phrases associated with the grade that they are starting in school.





Hello



Hello



Clip art by  
[djinkers.com](http://djinkers.com)  
[TeachWithMe.com](http://TeachWithMe.com)

Students trace their hand (fingers spread as if they are waving) and arm on their color choice of construction paper and trim.

Punch a hole at the top middle finger and tie on a yarn loop so you can suspend the hands from the ceiling.

They will twirl and swirl (wave). On one side they are waving good bye to summer. On the other side they are waving hello to a brand new year in school.

Choose your grade's writing prompt strip.

Run them off on white paper.

Students color, trim and glue to their hand-arm.

For the so long summer side, they write words and phrases associated with summer and the things that they did.

For the hello side they write words and phrases associated with the grade that they are starting in school.