


I came as a caterpillar.



First day of preschool...



...last day!



I leave as a butterfly!





This adorable little boy is "Ho ho."
I needed some photographs for my butterfly keepsake-frame sample and Crystal over at A Little bit Funky was kind enough to give me permission to use her son's first and last day pictures.

You can check out her helpful site at:





<http://www.littlebitfunky.com/2012/05/first-and-last-day-of-school.html>

Print on a variety of colors of construction paper.
Cut paper in half.
Fold on dashed line.
Cut out X'd areas. Open to reveal a butterfly.
Glue 1st and last day of school photo behind each wing.
Mount on another color of construction paper.



Print on lime green or
white construction
paper.

Students add some
color with crayons, trim
and mount on the top
left corner of their
butterfly frame.







Run off on green construction paper.
Students trim and glue to the top left corner of
their butterfly frame so that their caterpillar cut
out overlaps on top of the leaf.

TeachWithMe.com

I came as a
caterpillar.

I came as a
caterpillar.

I came as a
caterpillar.



Run off on a variety of colors of construction paper. Students trim and glue to the bottom right hand corner of their butterfly frame.
For extra pizzazz, glue a paper punch butterfly on top of the flower. I glued just the thorax down and then bent the wings up, so that it looks 3D, like it's flying.

I leave as a butterfly!

I leave as a butterfly!

I leave as a butterfly!

I leave as a butterfly!

I leave as a butterfly!

I leave as a butterfly!

I leave as a butterfly!

I leave as a butterfly!

I leave as a butterfly!

I leave as a butterfly!

I leave as a butterfly!

I leave as a butterfly!

I leave as a butterfly!

I leave as a butterfly!

cTeachWithMe.com

Run off and trim.

Students glue to the bottom right corner of their butterfly frame.

For extra pizzazz, add a 3D butterfly.

I cut 2 with a paper punch and glued the thorax to the bottom butterfly and then bent the wings up of the top one, so that it looks like it's flying.