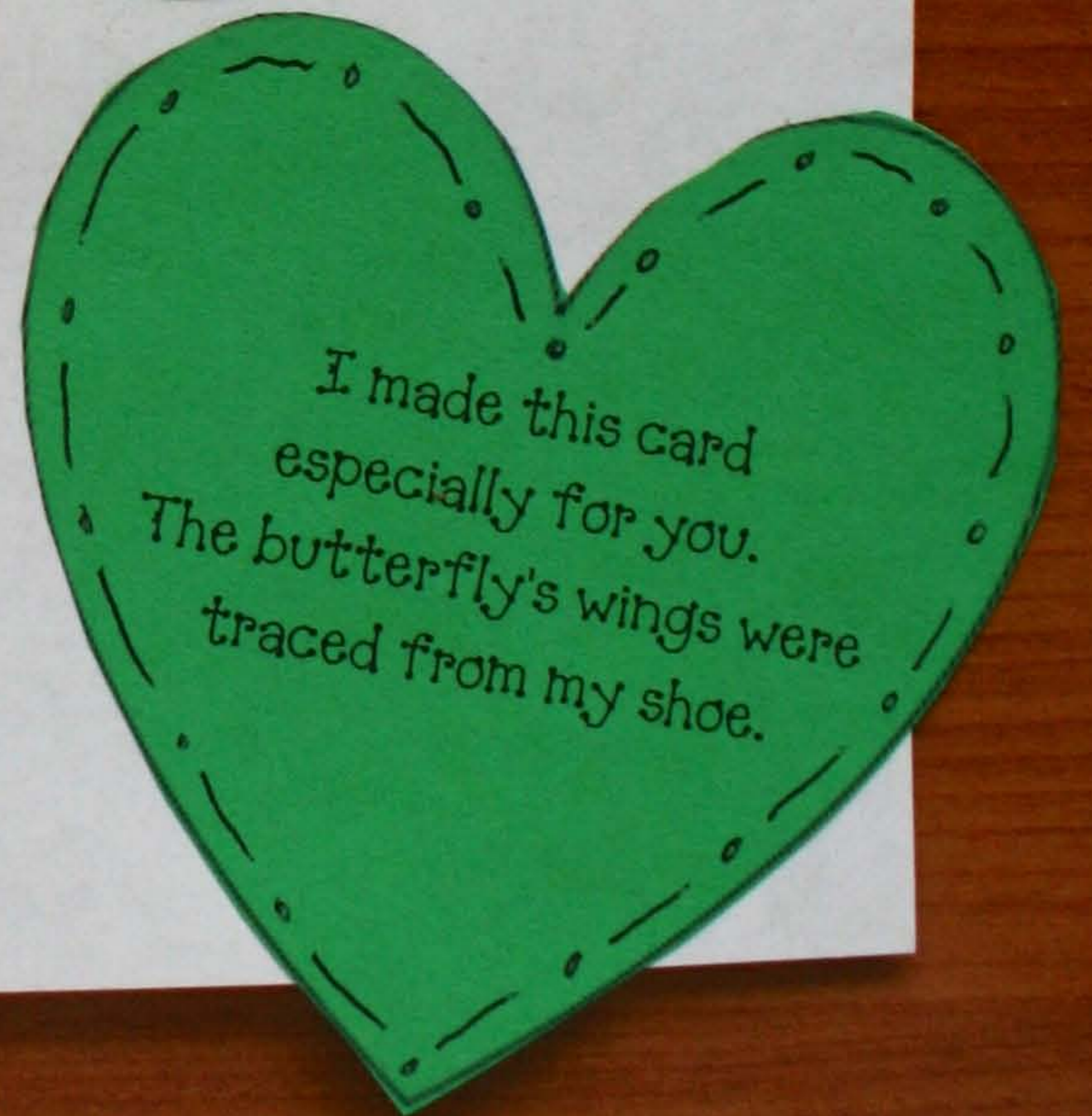



Fluttering by with a Mother's Day "Hi"



Love Kaiden



So that you have some versatility, I've included 3 stationery templates to choose from to glue your butterfly to: Fluttering by with a Mother's Day Hi; Fluttering by with a Father's Day Hi; and Fluttering by with a friendly Hi.

Students take off their shoe and trace it on their color choice of folded construction paper.

When they cut out their "butterfly wing" they will have two.

Make a sample to share with your students so they know where to glue their butterfly's wings. I think these look interesting at a diagonal.

Before hand, cut a variety of colors for the butterfly's body and fold them. I made a template for 3 different size "feet" butterflies.



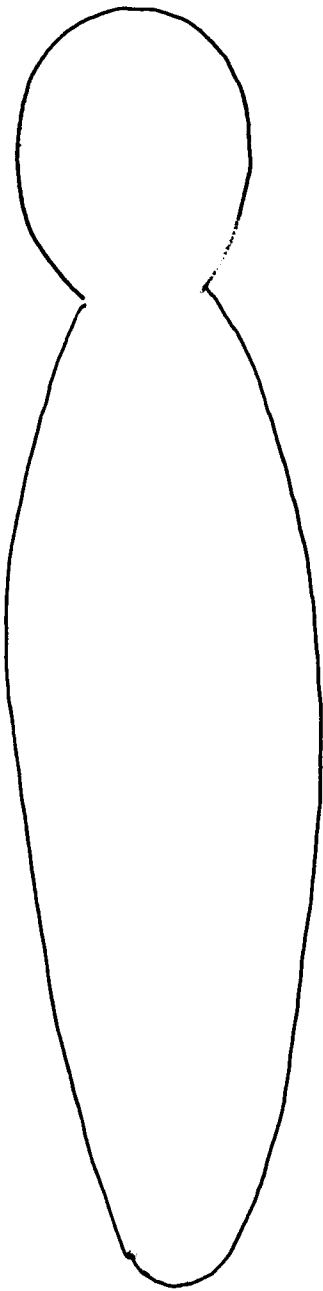
Next, they glue only the head and bottom tip of the thorax (body) down, so that it is 3 dimensional.


Cut a slit around the top of the head. Students bend a pipe cleaner in half, to make a V-tip and then curl the ends. Insert the tip into the slit and tape the end on the back. Students make adjustments by bending the antennae forward a bit.

Run off the little heart poem on a variety of colors of construction paper. Students choose one, trim and glue it to the corner of their card.

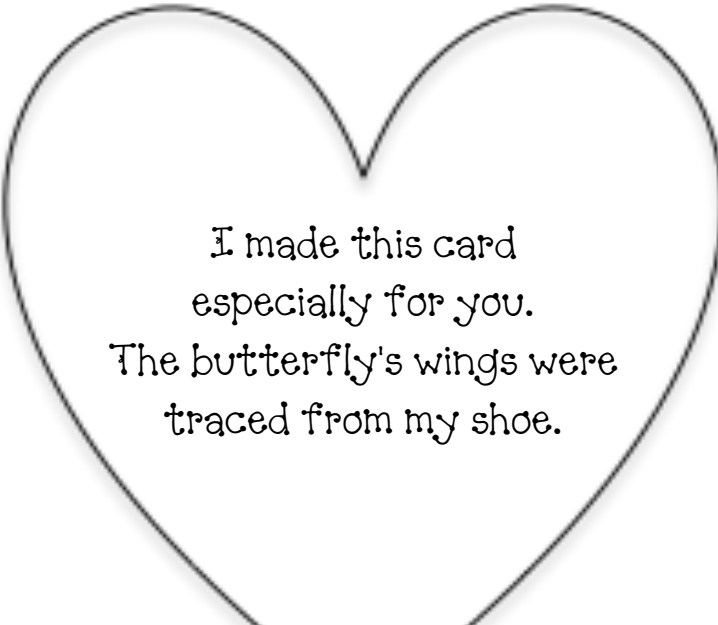
Discuss symmetry and have children decorate their butterfly's wings. I added some dashed lines for that finishing touch.

Stickers, glitter and wiggle eyes would also add pizzazz.






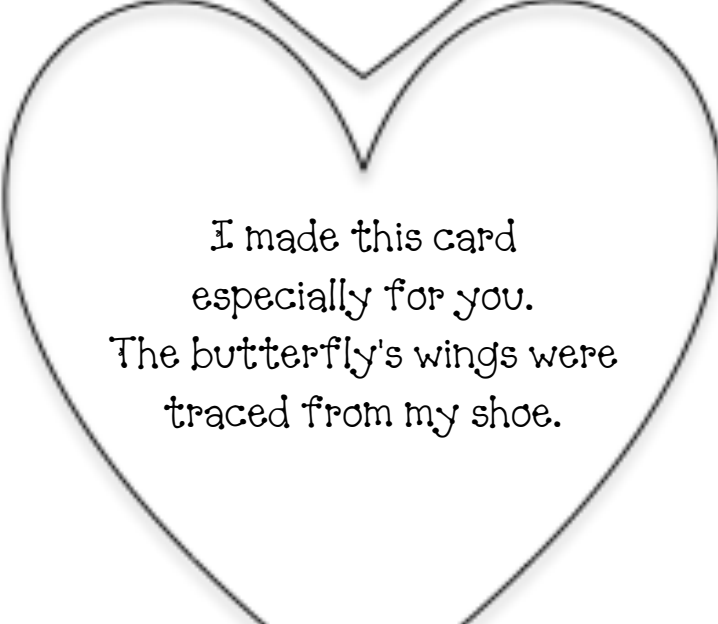
I made this card
especially for you.
The butterfly's wings were
traced from my shoe.




I made this card
especially for you.
The butterfly's wings were
traced from my shoe.



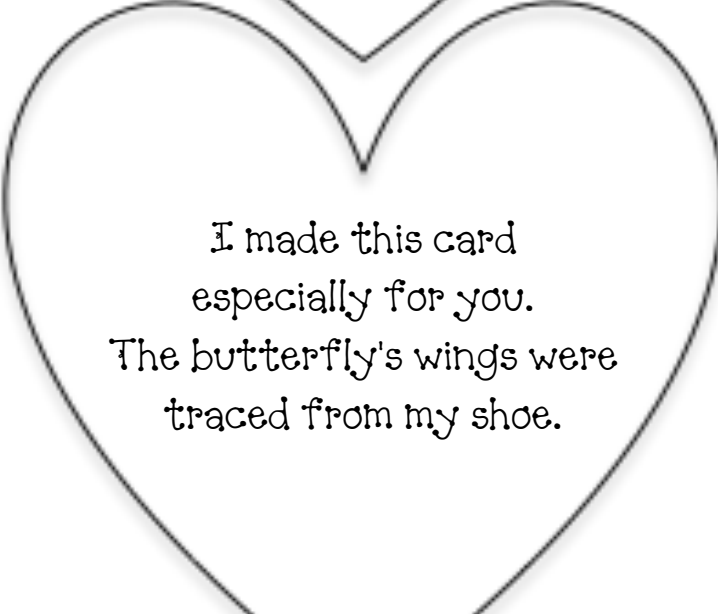
I made this card
especially for you.
The butterfly's wings were
traced from my shoe.



I made this card
especially for you.
The butterfly's wings were
traced from my shoe.



I made this card
especially for you.
The butterfly's wings were
traced from my shoe.



I made this card
especially for you.
The butterfly's wings were
traced from my shoe.

Fluttering by with a Mother's Day "Hi"

Fluttering by with a Father's Day "Hi"

Fluttering by with a friendly "Hi"