

Polly  
Wants A  
Letter  
Cracker

Aa

Aa \_\_\_\_\_

Bb

Bb \_\_\_\_\_

Yy

Yy \_\_\_\_\_

Zz

Zz \_\_\_\_\_

I've completed my ABC booklet  
and that's worth squawking about!

Polly's been fed  
and this is what she said:

"I'm never better,  
than when I eat a letter!"  
Thank you.



Make &  
attach Polly  
to a  
container.  
Cut out her  
mouth  
section.  
Students  
"feed" her  
crackers.

Polly Wants A Cracker  
Alphabet Packet









## Polly Wants A Cracker Parrot

Print Polly's head on white card stock.

Glue the wings and body pieces on, then laminate and trim.

Cut out the inside of Polly's mouth so that children can "feed" her their alphabet cracker cards.

Attach a Baggie or container to the back of Polly's head to catch the cards.

[TeachWithMe.com](http://TeachWithMe.com)



Polly Wants A Cracker  
Polly's Body

Print on card stock.  
Glue Polly's head and  
other wing on.  
Laminate and trim.

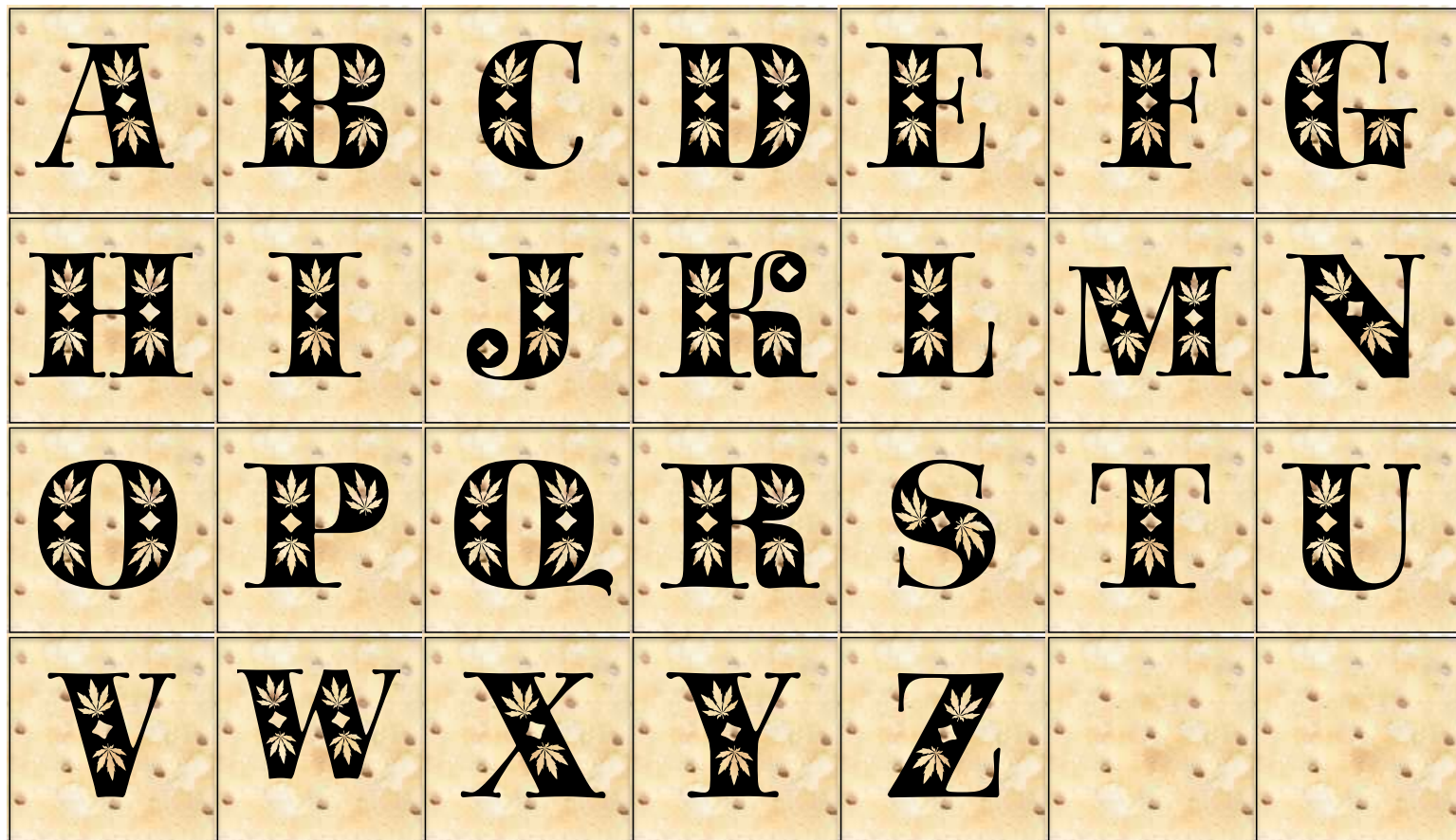
[TeachWithMe.com](http://TeachWithMe.com)



Polly Wants A Cracker  
Polly's wing

Print on card stock.  
Glue to Polly's body.  
Laminate and trim.

[TeachWithMe.com](http://TeachWithMe.com)




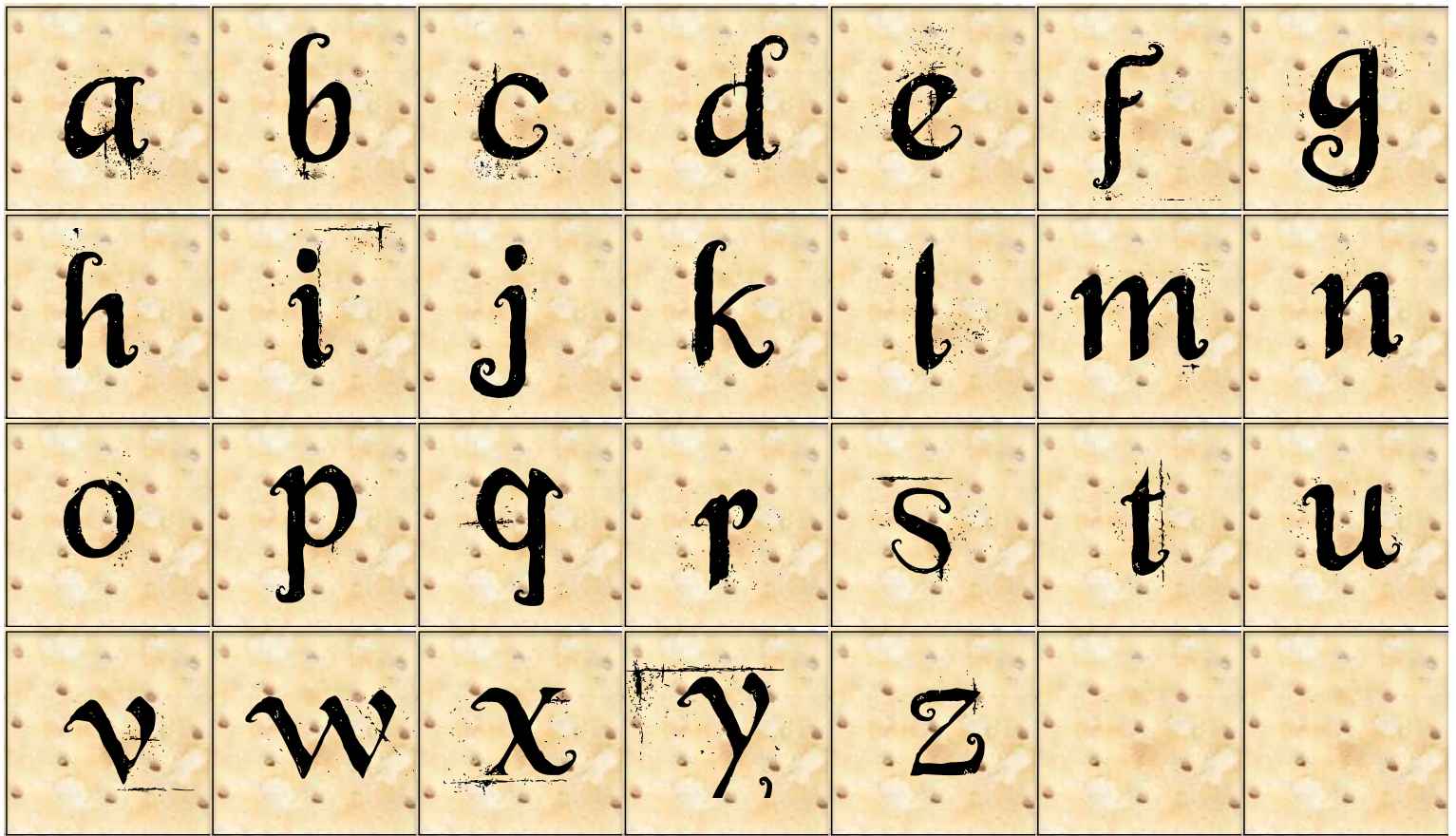
[cTeachWithMe.com](http://cTeachWithMe.com)

Print on card stock; laminate and trim.

Pass the letters out to students and have them “feed” the crackers to the parrot in ABC order.

Make extra sets to play “Memory Match” and “I Have; Who Has?” games.






[cTeachWithMe.com](http://cTeachWithMe.com)

Print on card stock; laminate and trim.

Pass the "crackers" out to students and have them "feed" the parrot in ABC order.

Make extra sets to play "Memory Match" and "I Have; Who Has?" games.



[cTeachWithMe.com](http://cTeachWithMe.com)  
Use to program with whatever.  
For example, words, students' names etc.





## Alphabet Cards

What else can you do with alphabet cards?

- Cut them up and use them as puzzles.
- Print and laminate and put on a split ring and use as flashcards for your students.
- Print and laminate and sprinkle them on the floor. Have students collect the cards before the timer rings. After the timer rings, have students gather on the carpet and sequence the cards. You can put upper and lowercase letters together, or sequence 2 separate lines. To reinforce recognition, call on children to share a letter that they found.
- Run off sets on two different colors of paper so that you can make **Memory Match** games. This will make the game easier to play and expedite time.
- Students can either match lowercase letters to uppercase letters or upper to upper and lower-to-lower.
- Put a set in a bag, basket or box and have students pull out a card and read the letter. If they can't, they are out of the game.
- You can also have them start saying the ABC's from that letter.
- They can pick a card and tell if it is a consonant or vowel.
- They can pick a card and give a word that starts with that letter.
- They can pick a card and give a student's name that starts with that letter. If there are none, they say zero.



- They can pick a card and give the sound(s) the letter makes.
- Put some Kaboom bomb cards in the container along with a set of upper and lowercase letter cards.
- Children take 2 cards out of the basket. Teacher calls on the student who has the uppercase letter A to start the game, that child reads their letter card and asks for the lowercase matching card.
- That child with that card reads it and gives their card to that child. They then read their other card and ask for their match.
- Play continues 'til all of the cards are gone.
- When the bomb cards are added, a child must use the bomb Kaboom card when they are called on for a match.
- They show the bomb card, everyone yells "Kaboom" and both children are out of the game.
- Run off copies of the cards. Students cut out the cards, put them in order, and staple on a construction paper cover, to make an Itty Bitty flip booklet, that they can share them with their families to reinforce lessons learned at school.
- Collating their books is a great way to sequence the letters.
- Play *"I Have, Who Has?"*
- Make sure you have only enough pairs of cards so that things come out equal to the number of students present that day.
- One student starts and says: *"I have 'uppercase A' who has lowercase a?"* The child with the lowercase letter card gives that child their card.
- Play continues 'til all of the cards are gone.




- You can spice this game up by adding the "Kaboom" cards to this game as well.
- Have students choose a partner and play "Speed" against them.
- Each student mixes up their cards. Together they say, *"Ready-Set-Go!"*
- Each student puts their cards in ABC order. The 1<sup>st</sup> one to do so is the winner.
- Another version of "Speed" is the following: Each child has a set of cards that is in the same order as their partner's. They place them face down. They say 1-2 flip and then flip a card over. The first one to read the card takes the cards. The student with the most cards wins.
- Students mix up their pack of cards, and reinforce vowels and consonants.
- Students take turns flipping over cards. The first one to say whether it is a vowel or consonant gets the card.
- You could also play that they have to give a word that begins with that letter. i.e. A student flips over the B card, one of the children exclaims: "Boy!" they get the card.
- Display the cards on the wall in ABC order. Each day take a "mystery" letter away. Choose a different child each day to guess which letter is missing.
- As students become familiar with the letters, jumble them up instead of keeping them in ABC order.
- Use them as flashcards.
- Use them as pocket cards.
- Place a card behind a seasonal shape on your white board and choose a child to guess what letter the mouse has stolen today.
- Sort vowels and consonants.



- Sort upper and lowercase letters.
- Use them in **Daily 5** for "Word Work" & have students make CVC words, word wall words, spelling words, spell their name etc.
- Pass them out and have students "feed" them to a container of some sort.
- I've given you a blank template so that you can program it with whatever else you may think of: numbers, shapes, equations etc.
- Label a set of clothespins (You can buy them at The Dollar Store) with upper and lowercase letters. For great fine motor fun, have students clip the matching letter clothespin to the corresponding alphabet card.
- Students can clip uppercase letter clothespins to uppercase letter alphabet cards, or have them clip the lowercase clothespins to the uppercase alphabet cards, and the uppercase clothespins to the lowercase alphabet cards.
- Make a double set of cards. Cut one set in half vertically, and another set in half horizontally. Students put the puzzles together and decide if that letter is symmetrical.
- Use the above cards and have students draw in the missing half.
- If you think of more ideas, I'd enjoy hearing from you: [diane@teachwithme.com](mailto:diane@teachwithme.com)





Use these Kaboom cracker cards to make games even more fun.  
Print, laminate and trim. Toss them into a container with the other cracker  
cards.

[cTeachWithMe.com](http://cTeachWithMe.com)

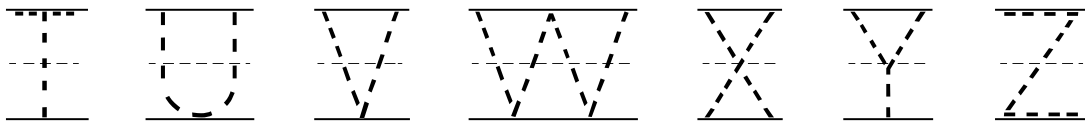
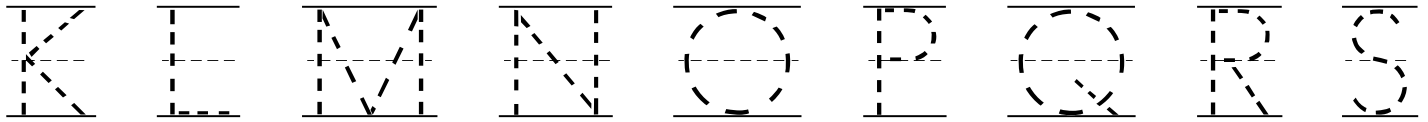




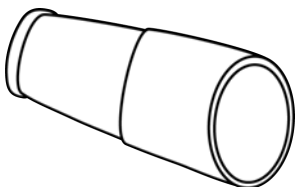
I spy  
uppercase  
letters.

Trace and then write the letters.

I spy my name:



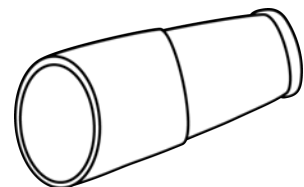
I spy my favorite letter.




\_\_\_\_\_

-----

=====









You can have the student point to the letters identifying the 1st, 2nd and 3rd rows.

You can also ask students to point to the **A** then the **B** etc.

Circle the correct letters on your recording sheet and write any incorrect letter next to it.  
i.e. Jon says the Q is an O.

You can run off a copy, to send home to parents, so they can work one-on-one with a struggling student.

S Q D N Y W G P

B F X J A L O Z E

T H U R V I M C K

# Uppercase Letter Assessment.

Knows the UPPERCASE LETTERS that are circled. If not, write the incorrect letter next to it.

Name: \_\_\_\_\_

Date:

Date:

Date:

Date:

A

U

B

V

C

W

D

X

E

Y

F

Z

G

H

I

J

K

L

M

N

O

P

Q

R

S

T

A

U

B

V

C

W

D

X

E

Y

F

Z

G

H

I

J

K

L

M

N

O

P

Q

R

S

T

A

U

B

V

C

W

D

X

E

Y

F

Z

G

H

I

J

K

L

M

N

O

P

Q

R

S

T

A

U

B

V

C

W

D

X

E

Y

F

Z

G

H

I

J

K

L

M

N

O

P

Q

R

S

T



# Letter Word Assessment.

Knows the letter and sound/word associated with it. Write the word next to the letter.

Date:


A		U	
B		V	
C		W	
D		X	
E		Y	
F		Z	
G			
H			
I			
J			
K			
L			
M			
N			
O			
P			
Q			
R			
S			
T			

		T
		S
		R
		Q
		P
		O
		N
		M
		L
		K
		J
		I
		H
		G
		F
		E
		D
		C
		B
		A

Match the lowercase letter to the uppercase letter.


a  
b  
c  
d  
e  
f  
g  
h  
i  
j  
k  
l  
m

D  
C  
F  
A  
G  
B  
L  
M  
J  
H  
I  
K  
E



n  
o  
p  
q  
r  
s  
t  
u  
v  
w  
x  
y  
z

P  
Y  
O  
X  
R  
W  
Z  
V  
T  
N  
Q  
S  
U





We spy  
lowercase  
letters.

Trace and then write the letters.

---

---

---

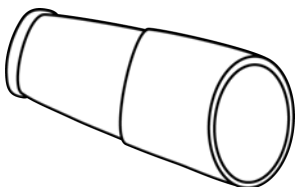
I spy my name:

a b c d e f g h i

j k l m n o p q r

s t u v w x y z

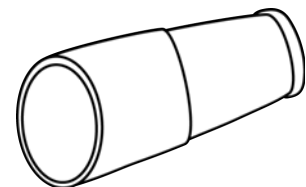
I spy my favorite letter.



---

---


---







Arrrrgh!



I spy  
lowercase  
letters.

Trace and then write the letters.

---

---

---

I spy my name:

a b c d e f g h i j

k l m n o p q r s

t u v w x y z




I spy my favorite letter.

---

---

---





n

l

g

m

x

s


u

y

w

t

e



I SPY Game.  
As students call out a  
letter you trace it.  
When you are done,  
raise your hand.

o

v

b

c

f

a

k

d

z

j

h

i

r

q

p



# Spy Some Letters Assessment Mat



b d a c f h e g i  
k j n l o m p t s  
q u r v z w y x

# Lowercase Letter Assessment.

Knows the LOWERCASE LETTERS that are circled. If not, write the incorrect letter next to it.

Name: \_\_\_\_\_

Date:

a	u
b	v
c	w
d	x
e	y
f	z
g	
h	
i	
j	
k	
l	
m	
n	
o	
p	
q	
r	
s	
t	

Date:

a	u
b	v
c	w
d	x
e	y
f	z
g	
h	
i	
j	
k	
l	
m	
n	
o	
p	
q	
r	
s	
t	

Date:

a	u
b	v
c	w
d	x
e	y
f	z
g	
h	
i	
j	
k	
l	
m	
n	
o	
p	
q	
r	
s	
t	

Date:

a	u
b	v
c	w
d	x
e	y
f	z
g	
h	
i	
j	
k	
l	
m	
n	
o	
p	
q	
r	
s	
t	



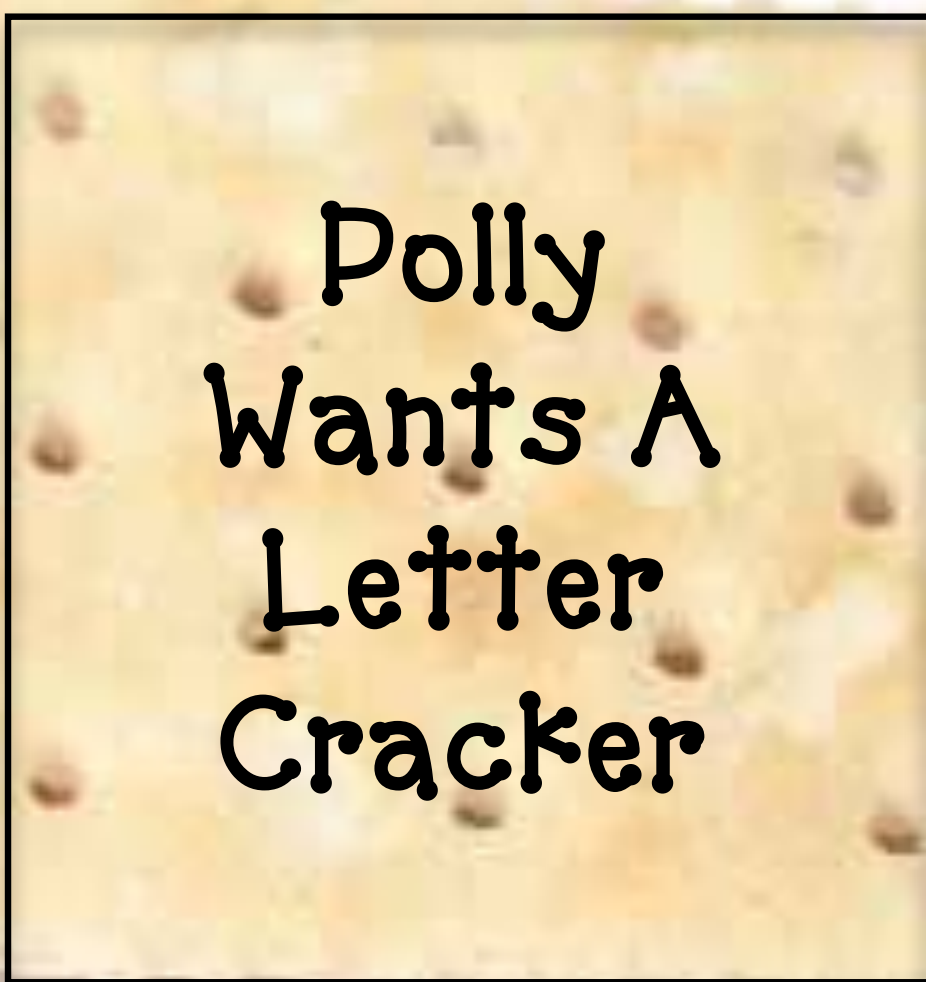
While doing research, I came across several wonderful pirate alphabet books, perfect to read before and/or after feeding Polly.

Shiver Me Letters by June Sobel, Pirate's Alphabet by Patti Wigington, A Is For Arrr! by Laura Purdie Salas, Twenty-six Pirates by Dave Horowitz, An A to Z of Pirates by Caroline Stills and Pirates of the Alphabet by Tim Whitney, are all worth taking a peek at.

If you're into Aps you may like Pirate Phonics: Blackbeard's Alphabet. It's just \$1.99







# Polly Wants A Letter Cracker

[cTeachWithMe.com](http://cTeachWithMe.com)

Run these off on white construction paper.

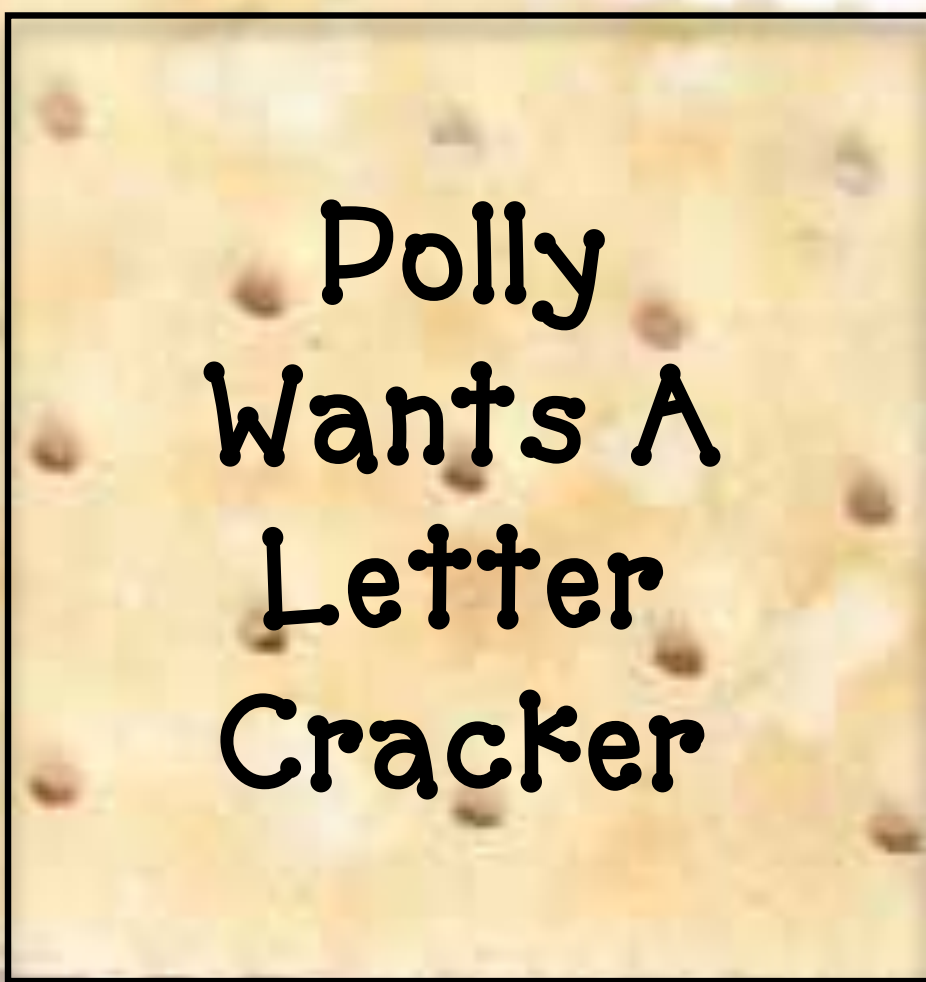
This is the cover to a child's mini ABC booklet.

Students write their name under the title.

They trace, write and color the letters on the inside pages.

Older students can write a word that begins with that letter.

I have an alphabetical list of pirate words if you want students to use those.



# Polly Wants A Letter Cracker

Aa

Aa

\_\_\_\_\_

-----

=====

Bb

Bb

\_\_\_\_\_

-----

=====

Cc

Cc

\_\_\_\_\_

-----

=====

Dd

Dd

\_\_\_\_\_

-----

=====

[cTeachWithMe.com](http://cTeachWithMe.com)

Run these off on copy paper.

These are the pages that get stapled under the cracker cover.

Students color, trace, and write the letters on the page.

Next to the letters that they color, older students can write a word that begins with that letter.

I've included an alphabetical list of pirate words if you want students to use those.

Cut squares of construction paper for the back cover.

Students cut out their pages, collate in alphabetical order and staple on the front and back covers.

Ee

Ee

Ff

Ff

Gg

Gg

Hh

Hh

[cTeachWithMe.com](http://cTeachWithMe.com)

Run these off on copy paper.

These are the pages that get stapled under the cracker cover.

Students color, trace, and write the letters on the page.

Next to the letters that they color, older students can write a word that begins with that letter.

I've included an alphabetical list of pirate words if you want students to use those.

Cut squares of construction paper for the back cover.

Students cut out their pages, collate in alphabetical order and staple on the front and back covers.



Ii

i

\_\_\_\_\_

-----

=====

Jj

j

\_\_\_\_\_

-----

=====

Kk

k

\_\_\_\_\_

-----

=====

Ll

l

\_\_\_\_\_

-----

=====

[cTeachWithMe.com](http://cTeachWithMe.com)

Run these off on copy paper.

These are the pages that get stapled under the cracker cover.

Students color, trace, and write the letters on the page.

Next to the letters that they color, older students can write a word that begins with that letter.

I've included an alphabetical list of pirate words if you want students to use those.

Cut squares of construction paper for the back cover.

Students cut out their pages, collate in alphabetical order and staple on the front and back covers.

Mm

Mm

Nn

Nn

Oo

Oo

Pp

Pp

[cTeachWithMe.com](http://cTeachWithMe.com)

Run these off on copy paper.

These are the pages that get stapled under the cracker cover.

Students color, trace, and write the letters on the page.

Next to the letters that they color, older students can write a word that begins with that letter.

I've included an alphabetical list of pirate words if you want students to use those.

Cut squares of construction paper for the back cover.

Students cut out their pages, collate in alphabetical order and staple on the front and back covers.

Qq

Qq

\_\_\_\_\_

-----

=====

Rr

Rr

\_\_\_\_\_

-----

=====

Ss

Ss

\_\_\_\_\_

-----

=====

Tt

Tt

\_\_\_\_\_

-----

=====

[cTeachWithMe.com](http://cTeachWithMe.com)

Run these off on copy paper.

These are the pages that get stapled under the cracker cover.

Students color, trace, and write the letters on the page.

Next to the letters that they color, older students can write a word that begins with that letter.

I've included an alphabetical list of pirate words if you want students to use those.

Cut squares of construction paper for the back cover.

Students cut out their pages, collate in alphabetical order and staple on the front and back covers.



Uu

Uu

---

---

---

Vv

Vv

---

---

---

Ww

Ww

---

---

---

Xx

Xx

---

---

---

[cTeachWithMe.com](http://cTeachWithMe.com)

Run these off on copy paper.

These are the pages that get stapled under the cracker cover.

Students color, trace, and write the letters on the page.

Next to the letters that they color, older students can write a word that begins with that letter.

I've included an alphabetical list of pirate words if you want students to use those.

Cut squares of construction paper for the back cover.

Students cut out their pages, collate in alphabetical order and staple on the front and back covers.

Yy

Yy

\_\_\_\_\_

-----

=====

Zz

Zz

\_\_\_\_\_


-----

=====

I've completed my ABC booklet  
and that's worth squawking about!

Polly's been fed  
and this is what she said:

"I'm never better,  
than when I eat a letter!"  
Thank you.



[cTeachWithMe.com](http://cTeachWithMe.com)

Run these off on copy  
paper.

These are the pages that  
get stapled under the  
cracker cover.

Students color, trace,  
and write the letters on  
the page.

Next to the letters that  
they color, older students  
can write a word that  
begins with that letter.

I've included an  
alphabetical list of pirate  
words if you want  
students to use those.

Cut squares of  
construction paper for  
the back cover.

Students cut out their  
pages, collate in  
alphabetical order and  
staple on the front and  
back covers.

cTeachWithMe.com

This is the back cover  
page.

Cut these out of a  
variety of colors of  
construction paper.



## An Alphabetical List Of 794 Pirate-Related Words and Phrases.

### A

abaft

abandon

aboard

addle

addle brained

addled

Admiral of the Black

adrift

advantage

adventure

afear'd

affidavit

affy Davey

Africa

aft

ahoy

alas

albatross

alliance

aloft

alongside

ambush

amidship

anchor

armada

armed

arrgh



articles of agreement

ashore

athwartships

Atlantic

at sea

attack

aurora

avast

aye aye

## B

back-o-beyond

ballast

bam

bandana

bar silver

Barbary Coast

baring irons

barkadeer

barker

barnacles

barque

barrack stanchion

barrel

batten down the hatches

battle

be

beach

bearings

beauty

becalmed

belay

belaying pin

bell

bellow

below decks

bilboes

bilge

bilge rat

bilge water

billowing

binnacle

bite the bullet

Black Bart

black jack

black spot

Blackbeard

blackguard

blackheart

blaggards

blast

bleached bones

blighter

blimey

blithering

blockhouse

bloody

blow

blow the gaff

blubbering

blunderbuss

boarded

boatswain  
bones  
boom  
boots  
booty  
boreas  
bosun  
bottle  
bound  
bounty  
bow  
bow chasers  
bowsprit  
brawl  
Brazil  
brethren  
bridge  
brig  
brigantine  
brine  
britches  
British  
broadside  
buccaneers  
buck oh  
bucket  
buckle  
bulkhead  
bullyrag  
bumbo  
bungling

burgoo  
buried treasure  
bury  
by the wind  
by thunder  
  
C  
cabin  
cable  
cable's length  
cackle fruit  
Caesar's penny  
cage  
calaloo  
"Calico Jack" Rackham  
canister shot  
cannon  
cannon ball  
cannonballs  
canvas  
capsize  
capstan  
captain  
capture  
captured  
cardinal points  
careen  
careening  
cargo  
Caribbean  
carouse

carouser  
carpenter  
cask  
cast  
castaway  
castoff  
cat o' nine tails  
catch  
caulking  
chain shot  
chains  
chandler  
chantey  
chart  
chart a course  
chase guns  
chest  
chivey  
chowder  
clap of thunder  
climb  
clinch  
clipper  
close hauled  
close to the wind  
coaming  
cocked hat  
cocoa  
coconuts  
cod line  
code

codger  
coffer  
coiled  
coins  
colors  
colours  
come about  
come around  
command  
commandeer  
compass  
confiscate  
contraband  
convoy  
cooper  
coral  
cordage  
cork  
corsair  
cot  
course  
cove  
cowardly  
coxswain  
crow's nest  
crown  
cully  
curse  
cursed  
cutlass  
cutthroat

## D

dagger  
dance  
dance the hempen  
danger  
daring  
Davy Jones' locker  
dead man's chest  
dead men  
Dead men tell no tales  
dead reckoning  
deadlights  
deck  
deckhand  
deep  
degrees  
depth  
desert island  
dig  
dinghy  
direct hit  
directions  
ditty bag  
divvied up  
dock  
dog  
dog watch  
dog's body  
don't be in a fright  
doomed  
double Dutch

doubloons  
doughboy  
down the hatch  
draft  
draught  
dread  
drink  
drivelswigger  
drowned  
drunken  
duds  
duff  
duffle

## E

earring  
east  
easterly  
enemy  
escape  
escudo  
Europe  
Execution Dock  
explore  
eye of the wind  
eye patch

## F

fabric  
fair winds  
fasten



fathom  
fearsome  
feed the fish  
fight  
figurehead  
filibuster  
first mate  
fish  
flag  
flagship  
fleet  
flint  
flog  
flotsam  
flounder  
Flying Dutchman  
fore  
forecastle  
foremast  
fortune  
France  
freeboard  
freebooter  
French  
French leave  
from stem to stern  
furl  
futtock  
  
G  
gab

gabion  
gaff  
gale  
galleon  
galley  
gallows  
gangplank  
gangway  
get me bearings  
ghost ship  
gibbit  
gig  
gold  
Golden Age  
grapeshot  
grapple  
grasp  
grog  
grub  
guinea  
gun walls  
gunner  
gunpowder  
guns  
gunwale  
gust  
  
H  
hail  
hail shot  
halyard

hammock  
hands  
handsomely  
hang  
harbor  
hardtack  
hatch  
have the wind of  
hawsehole  
hazard  
he be in Davy's grip  
he has the Davies  
head  
heart  
heartily  
heave  
heave ho  
heave to  
heel  
helm  
helmsman  
hemp  
hempen halter  
hide  
high seas  
hogshead  
hoist  
hoist the colors  
hold  
hold fast  
holystone

honest air  
hook  
horizon  
hornpipe  
hornswoggle  
hornswoggled  
hornswoggler  
hove to  
hulk  
hull  
hurricane  
impress

## I

India  
Indian Ocean  
in irons  
irons  
island  
" it's a pirate's life for me."  
Ivory Coast

## J

jack  
Jack Ketch  
Jack Sparrow  
jack staff  
Jack Tar  
Jacob's ladder  
jellyfish  
jetsam

jettison

jewels

jig

jolly boat

Jolly Roger

junk

jury rig

## K

keel

keg

keys

killick

kin

king

King's shilling

kiss the gunners daughter

knave

knot

knots

kraken

## L

lad

ladder well

land ho

landlubber

lanyard

larboard

lash

lashes

lass

lassie

leagues

leather

lee

leeward

leg irons

letter of marque

liberty

lightning

lights

line

list

liver

loaded to the gunnels

log

log line

London

long boat

long clothes

look alive

lookout

loot

lot

lubber

lugger

lugsail

## M

Madagascar

magistrate

maiden  
maiden voyage  
mainbrace  
mainmast  
make fast  
make sail  
make terms  
Man-O-War  
map  
marauder  
marked  
marlinspike  
maroon  
marooned  
mast  
mate  
matey  
me  
me beauty  
me hearties  
Mediterranean  
merchant  
merchant ship  
mermaid  
merriment  
merry  
messmate  
methinks  
midday  
mind your business  
mischief

mizzens  
mizzen mast  
monkey cannon  
monkey jacket  
motto:  
" *A merry life and a short  
one shall be my motto.*"  
-Bartholomew "Black Bart"  
Roberts  
musket  
mutiny

**N**  
name calling  
nautical  
navigator  
nay  
net  
New World  
nigh  
nipper  
no quarter  
North  
North America

**O**  
oakum  
oars  
oath  
ocean  
octopus

oggin  
old salt  
Old World  
onboard  
on deck  
on the account  
orders  
orlop  
outcasts  
overboard

## P

Pacific  
palm trees  
pardon  
parley  
parrel  
parrot  
payment  
pearls  
peg leg  
pewter  
picaroon  
pieces of eight  
pillage  
pinnacle  
piracy  
pirated  
pirates  
pistol  
pistol proof

pitch  
plague  
plank  
plunder  
poop cabin  
poop deck  
port  
porthole  
powder chest  
powder monkey  
powers  
poxed  
prepare  
prepare to be boarded  
pressgang  
privateer  
prize  
propelled  
provisions  
provost  
prow  
purser  
put your back into it

## Q

quadrant  
quarterdeck  
quartermaster  
queen  
quest



## R

raid  
raider  
railing  
ram  
ramming speed  
ramshackle  
ransack  
rascalion  
ratline  
rats  
real  
reales  
reef  
regale  
repairs  
reward  
rig  
rigging  
roam  
rob  
rope  
rope's end  
round shot  
route  
rover  
rudder  
rulloch  
rum  
rumfustian

## rutters

## S

saber  
sail  
sail ho  
sail the seven seas  
sailor  
Saint Elmo's Fire  
salmagundi  
salt  
sand  
sash  
satiety  
sauce  
scabbards  
scalawags  
scallywags  
scar  
schooner  
scoundrel  
scourge  
scourge of the seven seas  
scrape  
scuppers  
scurvy  
scuttle  
scuttlebutt  
sea  
sea bandit  
sea dog

sea legs  
sea rat  
sea rover  
seafaring  
seagoing  
seagull  
seaman  
seashells  
seashore  
seaweed  
seaworthy  
secured  
sequin  
shallows  
shanty  
shark  
shark bait  
sheet  
shells  
ship  
ship's log  
shipboard  
shipmate  
shipshape  
shipwreck  
shipwrecked  
shiver me timbers  
shoot  
shot  
shrouds  
sidearm

sign in blood  
signal  
silver  
sing  
sink  
sink me  
six pounders  
skeleton crew  
skiff  
skipper  
skull  
skull and bones  
skull and crossbones  
skysail  
slake  
sloop  
slow match  
smart as paint  
smartly  
snoring  
sounding line  
Spain  
spanker  
spar  
speed  
spirits  
splice  
splice the mainbrace  
spoils  
sprawl  
spread eagle

spy  
spyglass  
squall  
square  
square-rigged  
squid  
squiffy  
stagger  
starboard  
stars  
stay the course  
steer  
stem  
stern  
stern chaser  
sternpost  
storage  
stormy  
stow  
stowaway  
strike the colors  
sun  
sunk  
sunny  
superstitious  
supplies  
surrender  
sutler  
swab  
swag  
swagger

swallow the anchor  
swashbuckler  
swashbuckling  
swasher  
sweet trade  
swing  
swivel gun  
sword  
swordsman  
sworn oath

T  
tack  
tall ship  
tankard  
tar  
target  
tarpaulin  
telescope  
tell tale  
tender  
terms  
thar  
there will be the devil to pay  
thin commons  
thirteen guns  
three of a trade can never  
agree  
three sheets in the wind  
thunder  
tides

tis  
titivate  
togs  
top sails  
topmast  
topsail  
tow  
trade  
transom  
treasure  
Treasure Island  
trim the sails  
tropical  
truce  
trysail  
turtles

## U

under  
underway  
unscrupulous  
upper deck

## V

vanquish  
vast  
vent  
venture  
vessel  
volley  
voyage

voyager

## W

walk the plank  
wanderer  
warm  
watch  
watch glass  
watches  
water  
waterproof  
wave  
waves  
weapons  
weather  
weigh anchor  
well blow me down  
wench  
west  
wheel  
whip  
winch  
wind  
windlass  
wood  
wooden  
wooden leg  
wound

X

X marks the spot

Y

yar

yardarm

yawl

ye

yell

yellow fever

yellow jack

yer

yo ho ho

yo ho ho and a bottle of rum

your word

Z

zenith

zig zag (*Known as "beating:" sailing towards the wind in a zig zag line.*)

This list was compiled after 3 days of reading various articles and books about pirates, pirate treasure, pirate history, pirate ships, famous pirates, pirate places, pirate plunder, facts about pirates, pirate sayings and phrases, lists of nautical terminology, as well as perusing over 50 pirate-word websites and several pirate alphabet books and dictionaries.



I hope you find it helpful. If you've found others, I'd enjoy hearing from you, and will add them to the list.

Clip art by [mycutegraphics.com](http://mycutegraphics.com)

# CONGRATULATIONS



----- did an awesome job spying letters!

# CONGRATULATIONS



----- did an awesome job spying letters!