

1

2

3

4

5

6

A colorful illustration of a turkey with its tail feathers fanned out. The turkey has a brown body, a red wattle, and a purple wattle. It is standing on a small patch of ground with a single leaf. The number 7 is written in white in the center of the turkey's body.

7

A colorful illustration of a turkey with its tail feathers fanned out. The turkey has a brown body, a red wattle, and a purple wattle. It is standing on a small patch of ground with a single leaf. The number 8 is written in white in the center of the turkey's body.

8

A colorful illustration of a turkey with its tail feathers fanned out. The turkey has a brown body, a red wattle, and a purple wattle. It is standing on a small patch of ground with a single leaf. The number 9 is written in white in the center of the turkey's body.

9

A colorful illustration of a turkey with its tail feathers fanned out. The turkey has a brown body, a red wattle, and a purple wattle. It is standing on a small patch of ground with a single leaf. The number 10 is written in white in the center of the turkey's body.

10

A colorful illustration of a turkey with its tail feathers fanned out. The turkey has a brown body, a red wattle, and a purple wattle. It is standing on a small patch of ground with a single leaf. The number 11 is written in white in the center of the turkey's body.

11

A colorful illustration of a turkey with its tail feathers fanned out. The turkey has a brown body, a red wattle, and a purple wattle. It is standing on a small patch of ground with a single leaf. The number 12 is written in white in the center of the turkey's body.

12

A colorful illustration of a turkey with its tail feathers fanned out, standing on a patch of ground with a few leaves. The turkey has a large orange wattle and a purple wattle. The number 13 is overlaid in the center.

13

A colorful illustration of a turkey with its tail feathers fanned out, standing on a patch of ground with a few leaves. The turkey has a large orange wattle and a purple wattle. The number 14 is overlaid in the center.

14

A colorful illustration of a turkey with its tail feathers fanned out, standing on a patch of ground with a few leaves. The turkey has a large orange wattle and a purple wattle. The number 15 is overlaid in the center.

15

A colorful illustration of a turkey with its tail feathers fanned out, standing on a patch of ground with a few leaves. The turkey has a large orange wattle and a purple wattle. The number 16 is overlaid in the center.

16

A colorful illustration of a turkey with its tail feathers fanned out, standing on a patch of ground with a few leaves. The turkey has a large orange wattle and a purple wattle. The number 17 is overlaid in the center.

17

A colorful illustration of a turkey with its tail feathers fanned out, standing on a patch of ground with a few leaves. The turkey has a large orange wattle and a purple wattle. The number 18 is overlaid in the center.

18

A colorful illustration of a turkey with its tail feathers fanned out. The turkey has a brown head and neck, a red wattle, and a large, multi-colored tail fan. It is standing on two legs, with a small red leaf on the ground in front of it. The illustration is set against a white background with a faint purple outline.

19

A colorful illustration of a turkey with its tail feathers fanned out. The turkey has a brown head and neck, a red wattle, and a large, multi-colored tail fan. It is standing on two legs, with a small red leaf on the ground in front of it. The illustration is set against a white background with a faint purple outline.

20

A colorful illustration of a turkey with its tail feathers fanned out. The turkey has a brown head and neck, a red wattle, and a large, multi-colored tail fan. It is standing on two legs, with a small red leaf on the ground in front of it. The illustration is set against a white background with a faint purple outline.

21

A colorful illustration of a turkey with its tail feathers fanned out. The turkey has a brown head and neck, a red wattle, and a large, multi-colored tail fan. It is standing on two legs, with a small red leaf on the ground in front of it. The illustration is set against a white background with a faint purple outline.

22

A colorful illustration of a turkey with its tail feathers fanned out. The turkey has a brown head and neck, a red wattle, and a large, multi-colored tail fan. It is standing on two legs, with a small red leaf on the ground in front of it. The illustration is set against a white background with a faint purple outline.

23

A colorful illustration of a turkey with its tail feathers fanned out. The turkey has a brown head and neck, a red wattle, and a large, multi-colored tail fan. It is standing on two legs, with a small red leaf on the ground in front of it. The illustration is set against a white background with a faint purple outline.

24

A colorful illustration of a turkey with its tail feathers fanned out, standing on a patch of ground with a few leaves. The turkey has a large orange wattle and a purple wattle. The number 25 is overlaid in the center.

25

A colorful illustration of a turkey with its tail feathers fanned out, standing on a patch of ground with a few leaves. The turkey has a large orange wattle and a purple wattle. The number 26 is overlaid in the center.

26

A colorful illustration of a turkey with its tail feathers fanned out, standing on a patch of ground with a few leaves. The turkey has a large orange wattle and a purple wattle. The number 27 is overlaid in the center.

27

A colorful illustration of a turkey with its tail feathers fanned out, standing on a patch of ground with a few leaves. The turkey has a large orange wattle and a purple wattle. The number 28 is overlaid in the center.

28

A colorful illustration of a turkey with its tail feathers fanned out, standing on a patch of ground with a few leaves. The turkey has a large orange wattle and a purple wattle. The number 29 is overlaid in the center.

29

A colorful illustration of a turkey with its tail feathers fanned out, standing on a patch of ground with a few leaves. The turkey has a large orange wattle and a purple wattle. The number 30 is overlaid in the center.

30

A colorful illustration of a turkey with its tail feathers fanned out. The turkey is brown and orange, with a purple wattle. It is standing on a small patch of ground with a single leaf. The number '2' is written in white in the center of the turkey's body.

2

A colorful illustration of a turkey, identical to the first one. The number '4' is written in white in the center of the turkey's body.

4

A colorful illustration of a turkey, identical to the first one. The number '6' is written in white in the center of the turkey's body.

6

A colorful illustration of a turkey, identical to the first one. The number '8' is written in white in the center of the turkey's body.

8

A colorful illustration of a turkey, identical to the first one. The number '10' is written in white in the center of the turkey's body.

10

A colorful illustration of a turkey, identical to the first one. The number '12' is written in white in the center of the turkey's body.

12

A colorful illustration of a turkey with its tail feathers fanned out, standing on a patch of ground with a few leaves. The turkey has a brown head, a red wattle, and a large, multi-colored tail fan. The number 14 is centered over the turkey's body.

14

A colorful illustration of a turkey with its tail feathers fanned out, standing on a patch of ground with a few leaves. The turkey has a brown head, a red wattle, and a large, multi-colored tail fan. The number 16 is centered over the turkey's body.

16

A colorful illustration of a turkey with its tail feathers fanned out, standing on a patch of ground with a few leaves. The turkey has a brown head, a red wattle, and a large, multi-colored tail fan. The number 18 is centered over the turkey's body.

18

A colorful illustration of a turkey with its tail feathers fanned out, standing on a patch of ground with a few leaves. The turkey has a brown head, a red wattle, and a large, multi-colored tail fan. The number 20 is centered over the turkey's body.

20

A colorful illustration of a turkey with its tail feathers fanned out, standing on a patch of ground with a few leaves. The turkey has a brown head, a red wattle, and a large, multi-colored tail fan. The number 22 is centered over the turkey's body.

22

A colorful illustration of a turkey with its tail feathers fanned out, standing on a patch of ground with a few leaves. The turkey has a brown head, a red wattle, and a large, multi-colored tail fan. The number 24 is centered over the turkey's body.

24

A colorful illustration of a turkey with its tail feathers fanned out, standing on a patch of grass. The turkey has a brown body, a red wattle, and a large, multi-colored tail fan. The number 70 is overlaid in the center.

70

A colorful illustration of a turkey with its tail feathers fanned out, standing on a patch of grass. The turkey has a brown body, a red wattle, and a large, multi-colored tail fan. The number 80 is overlaid in the center.

80

A colorful illustration of a turkey with its tail feathers fanned out, standing on a patch of grass. The turkey has a brown body, a red wattle, and a large, multi-colored tail fan. The number 90 is overlaid in the center.

90

A colorful illustration of a turkey with its tail feathers fanned out, standing on a patch of grass. The turkey has a brown body, a red wattle, and a large, multi-colored tail fan. The number 100 is overlaid in the center.

100



A colorful illustration of a turkey with its tail feathers fanned out. The turkey has a brown head and neck, a red wattle, and a large, multi-colored tail fan. It is standing on two legs, with a small red leaf on the ground in front of it. The illustration is set within a white rectangular frame with a light purple border.

3

A colorful illustration of a turkey, identical to the one in the first block, set within a white rectangular frame with a light purple border.

6

A colorful illustration of a turkey, identical to the one in the first block, set within a white rectangular frame with a light purple border.

9

A colorful illustration of a turkey, identical to the one in the first block, set within a white rectangular frame with a light purple border.

12

A colorful illustration of a turkey, identical to the one in the first block, set within a white rectangular frame with a light purple border.

15

A colorful illustration of a turkey, identical to the one in the first block, set within a white rectangular frame with a light purple border.

18

A colorful illustration of a turkey with its tail feathers fanned out, standing on a patch of grass. The turkey has a brown head, a red wattle, and a large, multi-colored tail. The number 21 is overlaid in the center.

21

A colorful illustration of a turkey with its tail feathers fanned out, standing on a patch of grass. The turkey has a brown head, a red wattle, and a large, multi-colored tail. The number 24 is overlaid in the center.

24

A colorful illustration of a turkey with its tail feathers fanned out, standing on a patch of grass. The turkey has a brown head, a red wattle, and a large, multi-colored tail. The number 27 is overlaid in the center.


27

A colorful illustration of a turkey with its tail feathers fanned out, standing on a patch of grass. The turkey has a brown head, a red wattle, and a large, multi-colored tail. The number 30 is overlaid in the center.

30

A colorful illustration of a turkey with its tail feathers fanned out, standing on a patch of grass. The turkey has a brown head, a red wattle, and a large, multi-colored tail. The number 33 is overlaid in the center.

33

A colorful illustration of a turkey with its tail feathers fanned out, standing on a patch of grass. The turkey has a brown head, a red wattle, and a large, multi-colored tail. The text 'Count by 3's' is overlaid in the center.

Count  
by 3's

A colorful illustration of a turkey with its tail feathers fanned out, standing on a patch of grass. The number 5 is printed in white in the center of the turkey's body.

5

A colorful illustration of a turkey with its tail feathers fanned out, standing on a patch of grass. The number 10 is printed in white in the center of the turkey's body.

10

A colorful illustration of a turkey with its tail feathers fanned out, standing on a patch of grass. The number 15 is printed in white in the center of the turkey's body.

15

A colorful illustration of a turkey with its tail feathers fanned out, standing on a patch of grass. The number 20 is printed in white in the center of the turkey's body.

20

A colorful illustration of a turkey with its tail feathers fanned out, standing on a patch of grass. The number 25 is printed in white in the center of the turkey's body.

25

A colorful illustration of a turkey with its tail feathers fanned out, standing on a patch of grass. The number 30 is printed in white in the center of the turkey's body.

30

A colorful illustration of a turkey with its tail feathers fanned out, standing on a patch of ground with a few leaves. The turkey has a large orange wattle and a purple wattle. The number 35 is overlaid in the center.

35

A colorful illustration of a turkey with its tail feathers fanned out, standing on a patch of ground with a few leaves. The turkey has a large orange wattle and a purple wattle. The number 40 is overlaid in the center.

40

A colorful illustration of a turkey with its tail feathers fanned out, standing on a patch of ground with a few leaves. The turkey has a large orange wattle and a purple wattle. The number 45 is overlaid in the center.

45

A colorful illustration of a turkey with its tail feathers fanned out, standing on a patch of ground with a few leaves. The turkey has a large orange wattle and a purple wattle. The number 50 is overlaid in the center.

50

A colorful illustration of a turkey with its tail feathers fanned out, standing on a patch of ground with a few leaves. The turkey has a large orange wattle and a purple wattle. The number 55 is overlaid in the center.

55

A colorful illustration of a turkey with its tail feathers fanned out, standing on a patch of ground with a few leaves. The turkey has a large orange wattle and a purple wattle. The number 60 is overlaid in the center.

60

A colorful illustration of a turkey with its tail feathers fanned out, standing on a patch of ground with a few leaves. The turkey has a brown head and neck, a large orange wattle, and a body with various shades of brown and purple. The background is a light, textured surface.

65

A colorful illustration of a turkey with its tail feathers fanned out, standing on a patch of ground with a few leaves. The turkey has a brown head and neck, a large orange wattle, and a body with various shades of brown and purple. The background is a light, textured surface.

70

A colorful illustration of a turkey with its tail feathers fanned out, standing on a patch of ground with a few leaves. The turkey has a brown head and neck, a large orange wattle, and a body with various shades of brown and purple. The background is a light, textured surface.

75

A colorful illustration of a turkey with its tail feathers fanned out, standing on a patch of ground with a few leaves. The turkey has a brown head and neck, a large orange wattle, and a body with various shades of brown and purple. The background is a light, textured surface.

80

A colorful illustration of a turkey with its tail feathers fanned out, standing on a patch of ground with a few leaves. The turkey has a brown head and neck, a large orange wattle, and a body with various shades of brown and purple. The background is a light, textured surface.

85

A colorful illustration of a turkey with its tail feathers fanned out, standing on a patch of ground with a few leaves. The turkey has a brown head and neck, a large orange wattle, and a body with various shades of brown and purple. The background is a light, textured surface.


90

A colorful illustration of a turkey with its tail feathers fanned out, standing on a patch of ground with a few leaves. The turkey has a brown body, a red wattle, and a large, multi-colored tail fan. The number 95 is overlaid in the center.

95

A colorful illustration of a turkey, identical to the one in the first panel, with the number 100 overlaid in the center.

100

A colorful illustration of a turkey, identical to the others, with the text "Count by 10's" overlaid in the center.

Count  
by 10's



A colorful illustration of a turkey with its tail feathers fanned out, standing on a patch of ground with a few leaves. The turkey has a large orange wattle and a purple comb. The number 10 is overlaid in the center.

10

A colorful illustration of a turkey with its tail feathers fanned out, standing on a patch of ground with a few leaves. The turkey has a large orange wattle and a purple comb. The number 20 is overlaid in the center.

20

A colorful illustration of a turkey with its tail feathers fanned out, standing on a patch of ground with a few leaves. The turkey has a large orange wattle and a purple comb. The number 30 is overlaid in the center.

30

A colorful illustration of a turkey with its tail feathers fanned out, standing on a patch of ground with a few leaves. The turkey has a large orange wattle and a purple comb. The number 40 is overlaid in the center.

40

A colorful illustration of a turkey with its tail feathers fanned out, standing on a patch of ground with a few leaves. The turkey has a large orange wattle and a purple comb. The number 50 is overlaid in the center.

50

A colorful illustration of a turkey with its tail feathers fanned out, standing on a patch of ground with a few leaves. The turkey has a large orange wattle and a purple comb. The number 60 is overlaid in the center.

60

A colorful illustration of a turkey with its tail feathers fanned out, standing on a patch of grass. The turkey has a brown body, a red wattle, and a large, multi-colored tail fan. The number 70 is overlaid in the center.

70

A colorful illustration of a turkey with its tail feathers fanned out, standing on a patch of grass. The turkey has a brown body, a red wattle, and a large, multi-colored tail fan. The number 80 is overlaid in the center.

80

A colorful illustration of a turkey with its tail feathers fanned out, standing on a patch of grass. The turkey has a brown body, a red wattle, and a large, multi-colored tail fan. The number 90 is overlaid in the center.



90

A colorful illustration of a turkey with its tail feathers fanned out, standing on a patch of grass. The turkey has a brown body, a red wattle, and a large, multi-colored tail fan. The number 100 is overlaid in the center.

100









## Number Cards

### What else can you do with the traceable number cards?

- Print and laminate and put on a split ring and use as flashcards for your students.
- Print and laminate and sprinkle them on the floor. Have students collect the cards before the timer rings.
- Run off sets on two different colors of paper so that you can make Memory Match games. This will make the game easier to play and expedite time.
- Students can either match number to number or number word to number.
- Put a set in a bag, basket or box and have students pull out a card and read the number. If they can't, they are out of the game.
- You can also have the start counting from that number to 10 or 20. They could also count backwards from that number to 1.
- Put some Kaboom bomb cards in the container along with a set of number cards + number word cards.
- Children take 2 cards out of the basket. Teacher calls on a student to start the game, that child reads their number/word card and asks for the matching number word or number card.
- That child with that card reads it and gives their card to that child. They then read their other card and ask for their match.
- Play continues 'til all of the cards are gone.
- When the bomb cards are added a child must use the bomb Kaboom card when they are called on for a match.
- They show the bomb card, everyone yells "Kaboom" and both children are out of the game.

- Run off copies of the cards. Students trace the words, cut out the cards, and add a cover to make Itty Bitty booklets so they can share them with their families and reinforce lessons learned at school.
- Collating their books is a great way to sequence the numbers.
- If you decide to include the number words, to reinforce another skill, before students collate their booklets, have them alphabetize the number words.
- Play ***“I Have, Who Has?”***
- Make sure you have only enough pairs of cards so that things come out equal to the number of students present that day.
- One student starts and says: ***“I have “one” who has 1?”*** The child with the number 1 card gives that child their card.
- Play continues ‘til all of the cards are gone.
- You can spice this game up by adding the “Kaboom” cards to this game as well.
- Have students choose a partner and play “Speed” against them.
- Each student mixes up their cards. Together they say, “Ready-Set-Go!”
- Each student puts their cards in numerical order. The 1<sup>st</sup> one to do so is the winner.
- Another version of “Speed” is the following: Each child has a set of cards that is in the same order as their partner’s. They place them face down. They say 1-2 flip and then flip a card over. The first one to read the card takes the cards. The student with the most cards wins.
- Students mix up their pack of cards, and reinforce greater and less than. Decide which person will take the card, the one that has the greater number or the one that has the lesser number when they flip over their number or number word card.
- Display the number cards on the wall in a jumbled mess. Each day take a “mystery” number away. Choose a different child each day to guess which number is missing.
- Use them as flashcards.
- Cut them up and use them as puzzles.
- Use them as pocket cards.