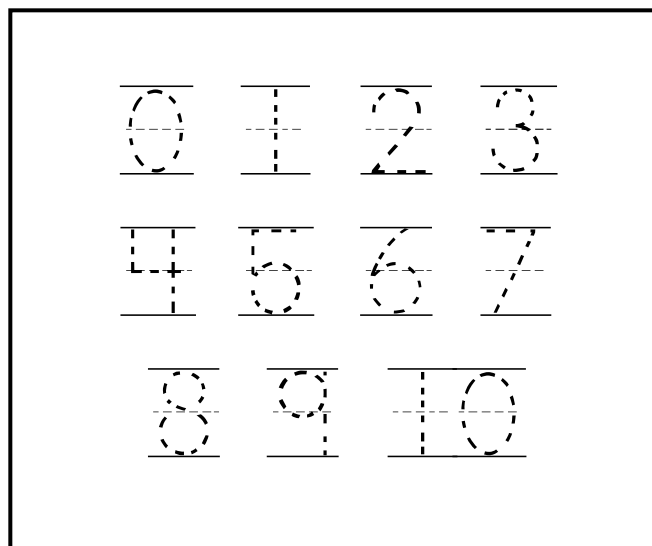
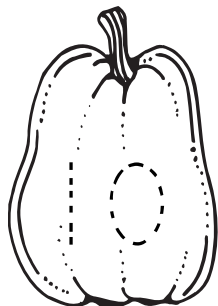
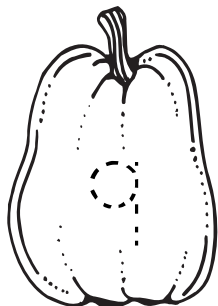
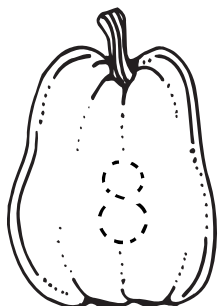
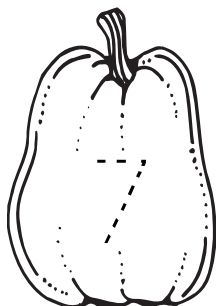
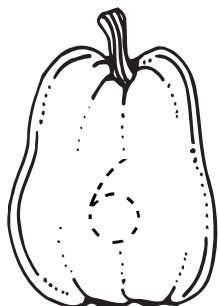
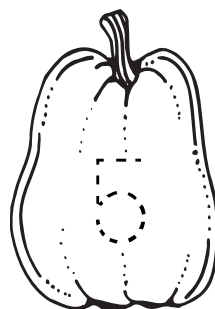
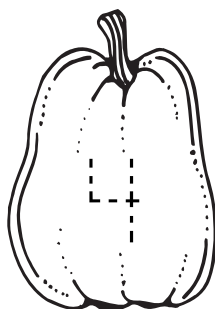
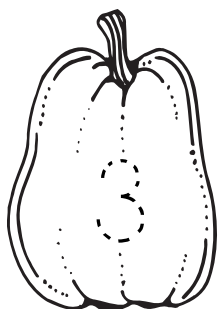
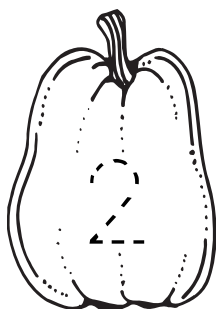
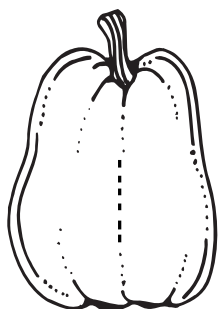
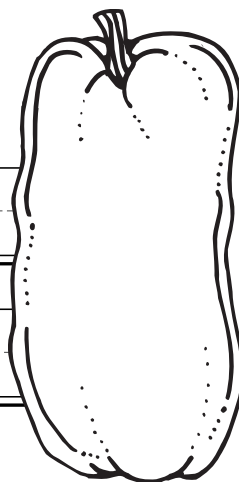


# My I Spy A Number


## Pumpkin Booklet

By \_\_\_\_\_



Fill in the ending punctuation.  
Circle the capital letters.

Count



1

Color.

I spy 1 pumpkin

Trace and write.

one





---

---

---

1 2 3 4 5 6 7 8 9 10

Circle.



2

I spy 2 pumpkins

two





---

---

---

1 2 3 4 5 6 7 8 9 10



3

I spy 3 pumpkins

three





---

---

---

1 2 3 4 5 6 7 8 9 10



4

I spy 4 pumpkins

four




---

---

---

1 2 3 4 5 6 7 8 9 10



5

I spy 5 pumpkins

five




---

---

---

1 2 3 4 5 6 7 8 9 10

Fill in the ending punctuation.  
Circle the capital letters.


I spy 6 pumpkins

Trace and write.

six 666

1 2 3 4 5 6 7 8 9 10

Circle.

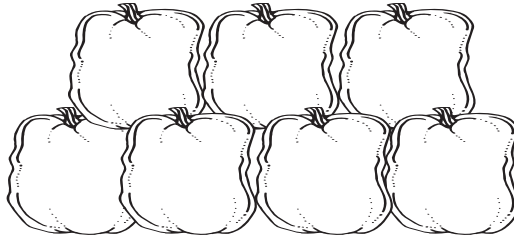


6 Color.

I spy 7 pumpkins

seven 7 7 7

1 2 3 4 5 6 7 8 9 10




7

I spy 8 pumpkins

eight 8 8 8

1 2 3 4 5 6 7 8 9 10




8

I spy 9 pumpkins

nine 9 9 9

1 2 3 4 5 6 7 8 9 10




9

I spy 10 pumpkins

ten 10 10

1 2 3 4 5 6 7 8 9 10



10



Let's count  
pumpkins!

Trace and then write the numbers.

0 1 2 3 4 5 6 7 8 9 10

11 12 13 14 15 16 17 18

19 20 21 22 23 24 25 26

27 28 29 30 31 32 33 34

35 36 37 38 39 40 41 42

43 44 45 46 47 48 49 50





Let's count more  
pumpkins!

Trace and then write the numbers.

51 52 53 54 55 56 57 58

59 60 61 62 63 64 65 66

67 68 69 70 71 72 73 74

75 76 77 78 79 80 81 82

83 84 85 86 87 88 89 90

91 92 93 94 95 96 97 98

99 100



How high  
can you count?



Trace and then write the numbers.

101 102 103 104 105 106

107 108 109 110 111 112

113 114 115 116 117 118

119 120





Count the pumpkins  
by 2's

Trace and then write the numbers.

2 4 6 8 10 12 14

16 18 20 22 24 26 28 30

Count the pumpkins  
by 3's



3 6 9 12 15 18

21 24 27 30 33



Count the pumpkins  
by 5's



Trace and then write the numbers.

5 10 15 20 25 30 35 40

45 50 55 60 65 70 75 80

85 90 95 100

Count the pumpkins  
by 10's




10 20 30 40 50 60


70 80 90 100








Run off. Laminate teacher pieces. Students can put them in sequential order or play Memory Match games with them.



Run off. Laminate teacher pieces. Students can put them in sequential order or play Memory Match or "I Have; Who Has?" games with them.



Run off. Laminate. Students can make equations, groups & sets with them.

# CONGRATULATIONS



Happy Pumpkin Day!

1 2 3 4 5 6 7 8 9 10

---



did a great job counting today!

TeachWithMe.com

# CONGRATULATIONS



Happy Pumpkin Day!

1 2 3 4 5 6 7 8 9 10

---




did a great job counting today!

TeachWithMe.com









### Pumpkin bookmarks.

Run off and cut. Students trace the numbers. You can use these as a whole-group assessment tool. Give each child a candy pumpkin. Call out a number. The children cover that number with their candy pumpkin. This is a fun way to practice, and you can see at a glance who is still having difficulty identifying numbers. As a special treat, students can eat their pumpkin at the end of the lesson.