



zero




one

Run off on card stock, laminate and trim. Use for: sequencing, to put in a pocket chart, flashcards, and/or puzzles. You can also make a Memory Match or I Have; Who Has? game. Students can also make their own Itty Bitty Columbus Counting booklet. For more number practice, have students trace and write the number and number word a few times.



Clip art by Mark Hicks


two



Clip art by Mark Hicks


three

Run off on card stock, laminate and trim. Use for: sequencing, to put in a pocket chart, flashcards, and/or puzzles. You can also make a Memory Match or I Have; Who Has? game. Students can also make their own Itty Bitty Columbus Counting booklet. For more number practice, have students trace and write the number and number word a few times.



Clip art by Mark Hicks


four



Clip art by Mark Hicks


five

Run off on card stock, laminate and trim. Use for: sequencing, to put in a pocket chart, flashcards, and/or puzzles. You can also make a Memory Match or I Have; Who Has? game. Students can also make their own Itty Bitty Columbus Counting booklet. For more number practice, have students trace and write the number and number word a few times.



Clip art by Mark Hicks


six




Clip art by Mark Hicks

seven

Run off on card stock, laminate and trim. Use for: sequencing, to put in a pocket chart, flashcards, and/or puzzles. You can also make a Memory Match or I Have; Who Has? game. Students can also make their own Itty Bitty Columbus Counting booklet. For more number practice, have students trace and write the number and number word a few times.




eight




nine

Run off on card stock, laminate and trim. Use for: sequencing, to put in a pocket chart, flashcards, and/or puzzles. You can also make a Memory Match or I Have; Who Has? game. Students can also make their own Itty Bitty Columbus Counting booklet. For more number practice, have students trace and write the number and number word a few times.



Clip art by Mark Hicks

ten




Clip art by Mark Hicks



My Ship  
Counting  
Booklet

Run off on card stock, laminate and trim. Use for: sequencing, to put in a pocket chart, flashcards, and/or puzzles. You can also make a Memory Match or I Have; Who Has? game. Students can also make their own Itty Bitty Ship Counting booklet. For more number practice, have students trace and write the number and number word a few times.

Columbus sailed with 3 ships. The Nina, the Pinta and the Santa Maria.



Clip art by Mark Hicks




Nina, Pinta, Santa Maria

I can count by 3's.

3 6 9 12 15 18 21 24 27


30 33



Clip art by Mark Hicks

0 1 2 3 4 5

6 7 8 9 10




Clip art by Mark Hicks

10 20 30 40 50

60 70 80 90 100


Additional pages for more number practice.





11 12 13 14 15 16 17


18 19 20 21 22 23 24



25 26 27 28 29 30 31


32 33 34 35 36 37 38

Additional pages for more number practice.



39 40 41 42 43 44 45


46 47 48 49 50 51 52



53 54 55 56 57 58 59


60 61 62 63 64 65 66

Additional pages for more number practice.



67 68 69 70 71 72 73


74 75 76 77 78 79 80



81 82 83 84 85 86 87


88 89 90 91 92 93 94

Additional pages for more number practice.



95 96 97 98 99 100


101 102 103 104 105



106 107 108 109 110


111 112 113 114 115

Additional pages for more number practice.



116 117 118 119 120

Handwriting practice lines consisting of two solid top and bottom lines with a dashed middle line, repeated twice.



Additional pages for more number practice.