




Front



Back



If you want to use your owls each year, instead of having students make their own, print off the colored owl template, laminate, trim and glue to a Popsicle stick. Pass them out when you want to practice telling time. Mr. Clean Erasers do a nice job of cleaning dry erase, and even permanent marker off laminate.



"Whooo knows the time?" owl paddle pattern.

TeachWithMe.com  
Clip art by Laura Strickland.





"Whooo knows the time?" owl paddle pattern.

TeachWithMe.com  
Clip art by Laura Strickland.

If you want to use your owls each year, instead of having students make their own, print off the colored owl template, laminate, trim and glue to a Popsicle stick. Pass them out when you want to practice telling time. Mr. Clean Erasers do a nice job of cleaning dry erase, and even permanent marker off laminate.





Whooo knows the time? owl clock paddles. Run off on white construction paper. Students color their owls any color they want. Laminate and return to them to cut and glue to a Popsicle stick. Using a dry erase marker children write in the digital time as well as draw hands on their clock to show the analog time.

