




Welcome to a sharp class! Welcome to a sharp class! Welcome to a sharp class! Welcome to a sharp class!





Welcome to a sharp class! Welcome to a sharp class! Welcome to a sharp class! Welcome to a sharp class!



Welcome to a sharp class! Welcome to a sharp class! Welcome to a sharp class! Welcome to a sharp class!




Welcome to a sharp class! Welcome to a sharp class! Welcome to a sharp class! Welcome to a sharp class!

Print, laminate, cut out.


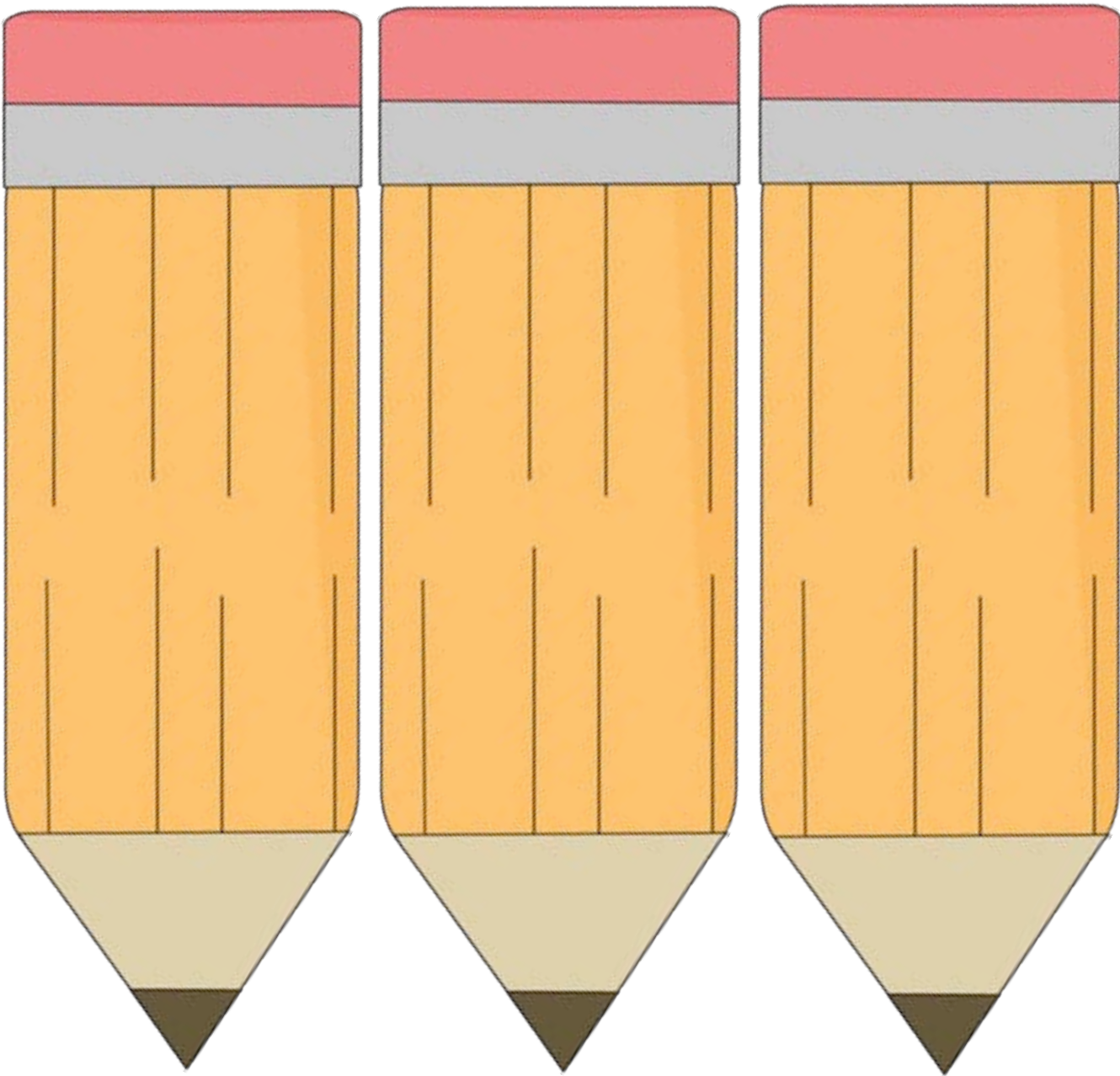
Can include this bookmark as a little something extra to go with your pencil gift on the 1st day of school.



Print off. Cut out. Punch a hole in the eraser end. Tie to a new sharpened pencil for a quick and easy gift for the first day of school.



To conserve colored ink, run off on yellow construction paper. Cut out. Punch a hole in the eraser end. Tie to a new sharpened pencil for a quick and easy gift for the first day of school.



Print off. Write your students' names on the gray section. Glue their first day of school head shot photo on the pencil.

Put on a b. board with the caption:

Mr(s). (your name)'s sharp new students!

Laminate them, so after you take down the b. board, your students have a keepsake bookmark.

TeachWithMe.com

Clip art by Laura Strickland



Print off on card stock.
Laminate & cut out.

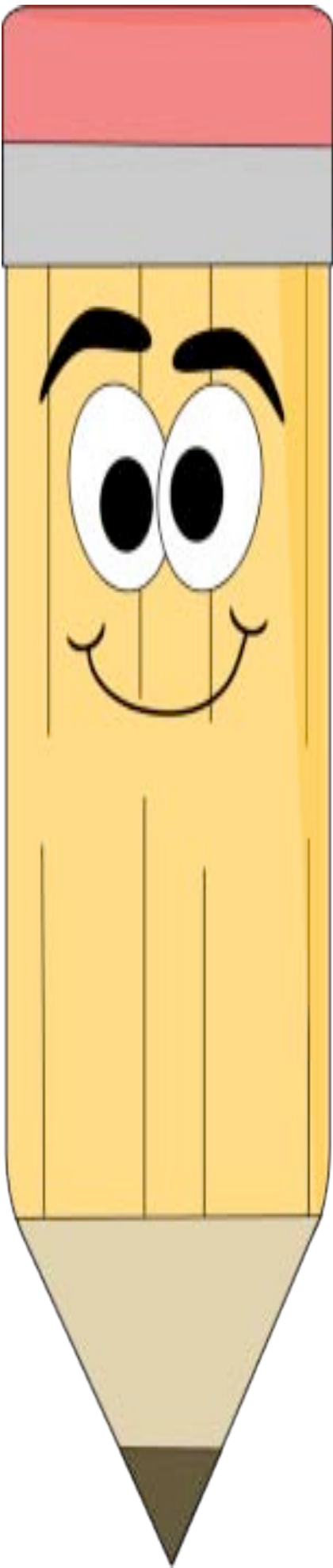
Punch a hole at the top
of one and use it as a
doorknob hanger.

Put the other one on
your white board with a
list of all of your
students' names.

Put a sharpened pencil
on everyone's desk.

TeachWithMe.com

Our sharp new classmates



Our sharp new classmates
Please sign your name.

