

Read all about it ...

Ideas For How To Use This Template

Print off the appropriate page for your grade level and use it as a special newsletter about what you and your students are doing.

These pages also make a nice writing prompt. Have each student write their own page of what they are doing that's newsworthy.

You can collect and collate them into a class book, or post them on a bulletin board. Use real newspaper pages as the background of your board and then mount students' work on the top.

Print off the "Read all about it..." strips; cut them out and use them for a border around the bulletin board.



You can also use only one page to post news on. Pass the "newspaper" around to each student, who jots down something newsworthy for that week or month. If it gets filled up, start a new page. Mount the pages on real newspaper and put on the wall.

I've provided pages for pre-school through 4th grade and included a blank header for you to fill in with whatever.

News about your
grade level.

Attention!

preschool
news!



Read all about it ...



Attention!



Read all about it ...

Attention!



1st grade
news!



Read all about it ...

Attention!



2nd grade
news!



Read all about it ...

Attention!



3rd grade
news!



Read all about it ...

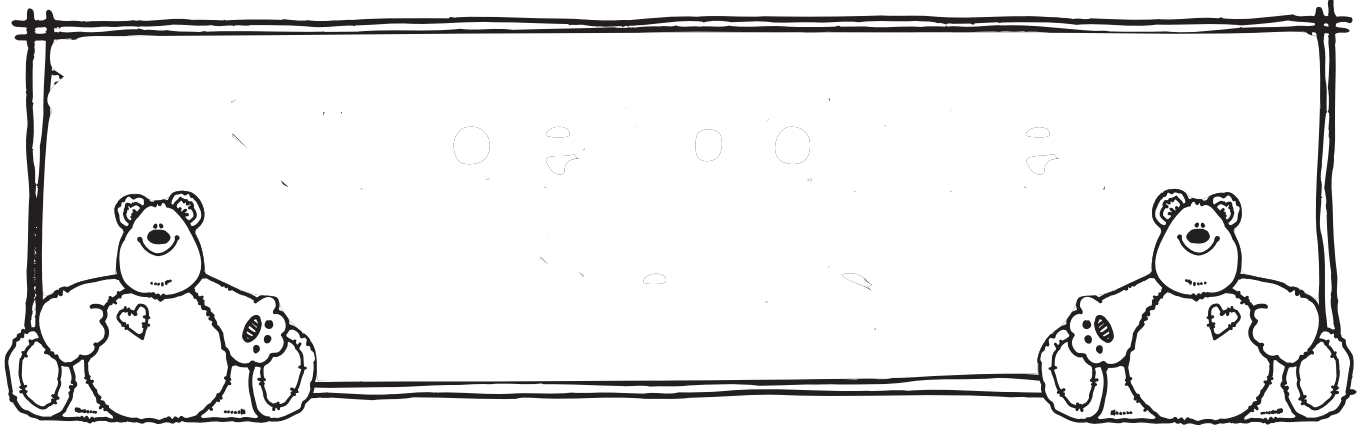
Attention!

4th grade
news!



Read all about it ...

Attention!



Read all about it ...

Read all about it ...

Read all about it ...

Read all about it ...

Read all about it ...

Read all about it ...

Read all about it ...

Read all about it ...