




Acorns

©TeachWithMe.com

Acorn Unit
©TeachWithMe.com

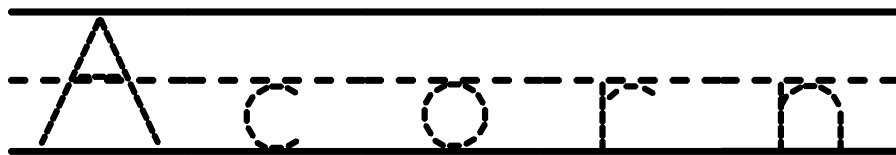
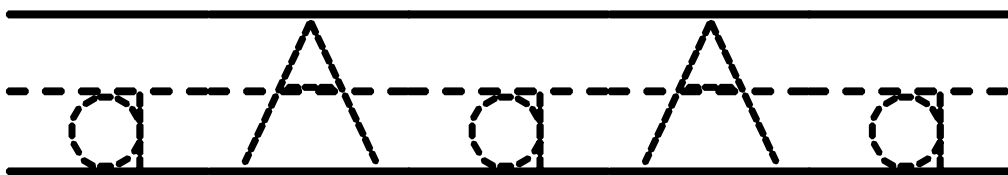
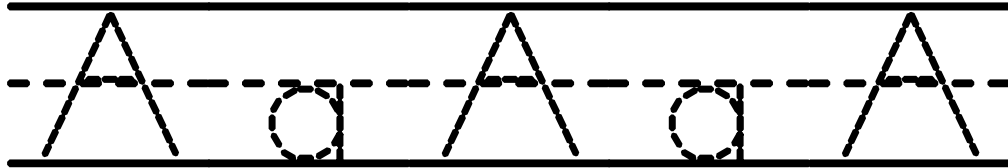
Fold

Do NOT Disturb!



**ENTER at your
own risk!**






Write some Aa's on your own on the bottom.

WRITE your name on the TOP of the paper.
FIND your name in the picture and CIRCLE it.



Choose 2 Colors & Bingo Dot an **ABAB** PATTERN!



0

1

2

3

4

5

6

7

8

9

10

11

12

13

14

15

16

17

18

19

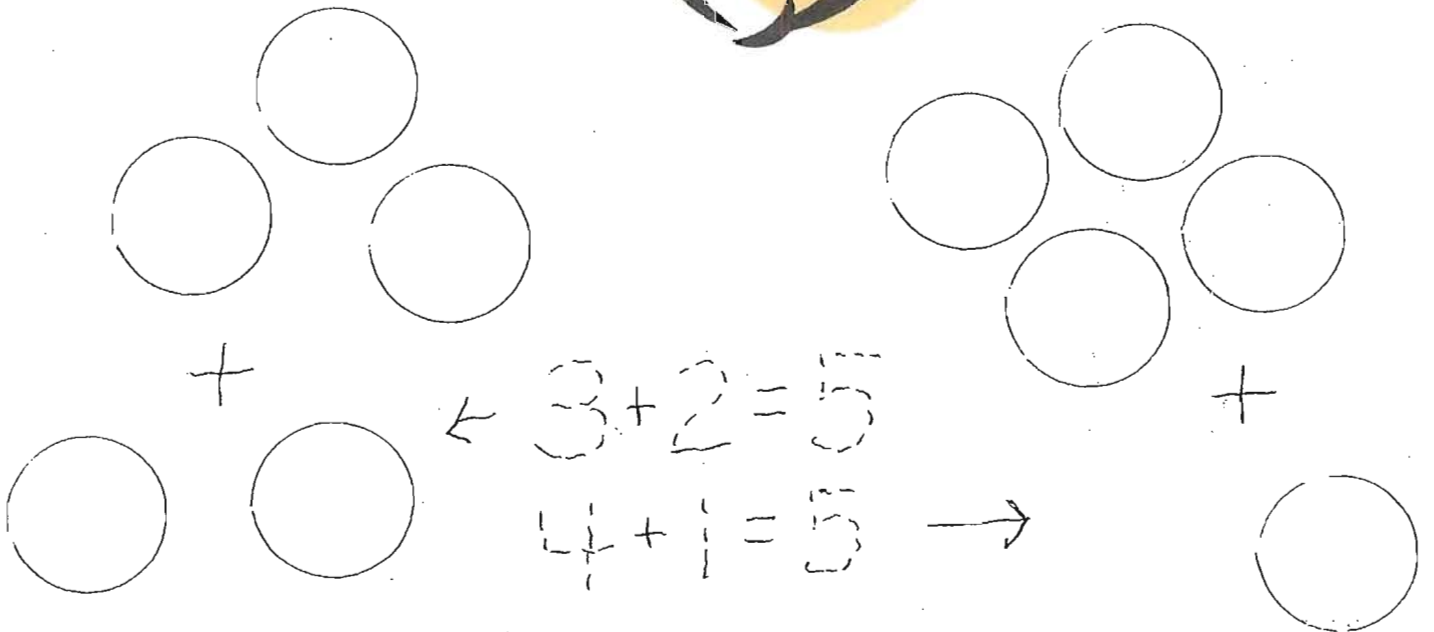

20

Bingo Dot A Group Or Set Of 5

$$3+2=5 \text{ or } 4+1=5$$

Circle the group/set that you are going to make.

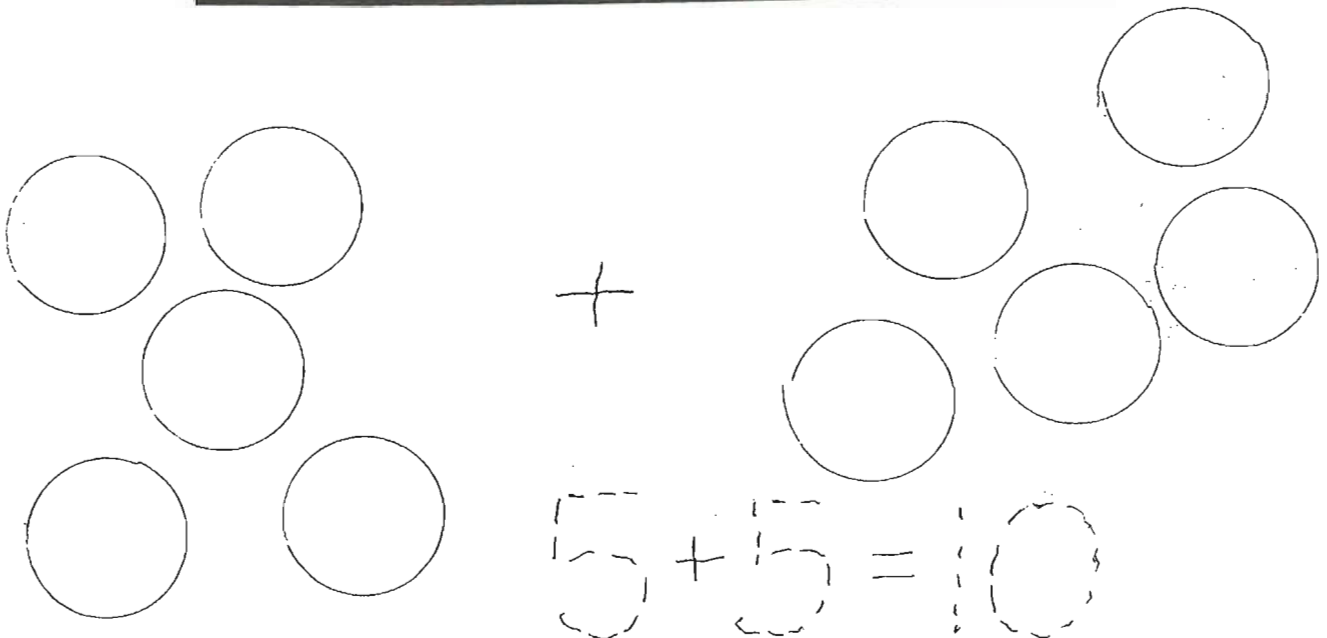
Use a DIFFERENT color for the 2 different sets.



Bingo dot a group / set of 10

$5 + 5$ again, $5 + 5 = 10$.

Use a DIFFERENT color for each set of 5.

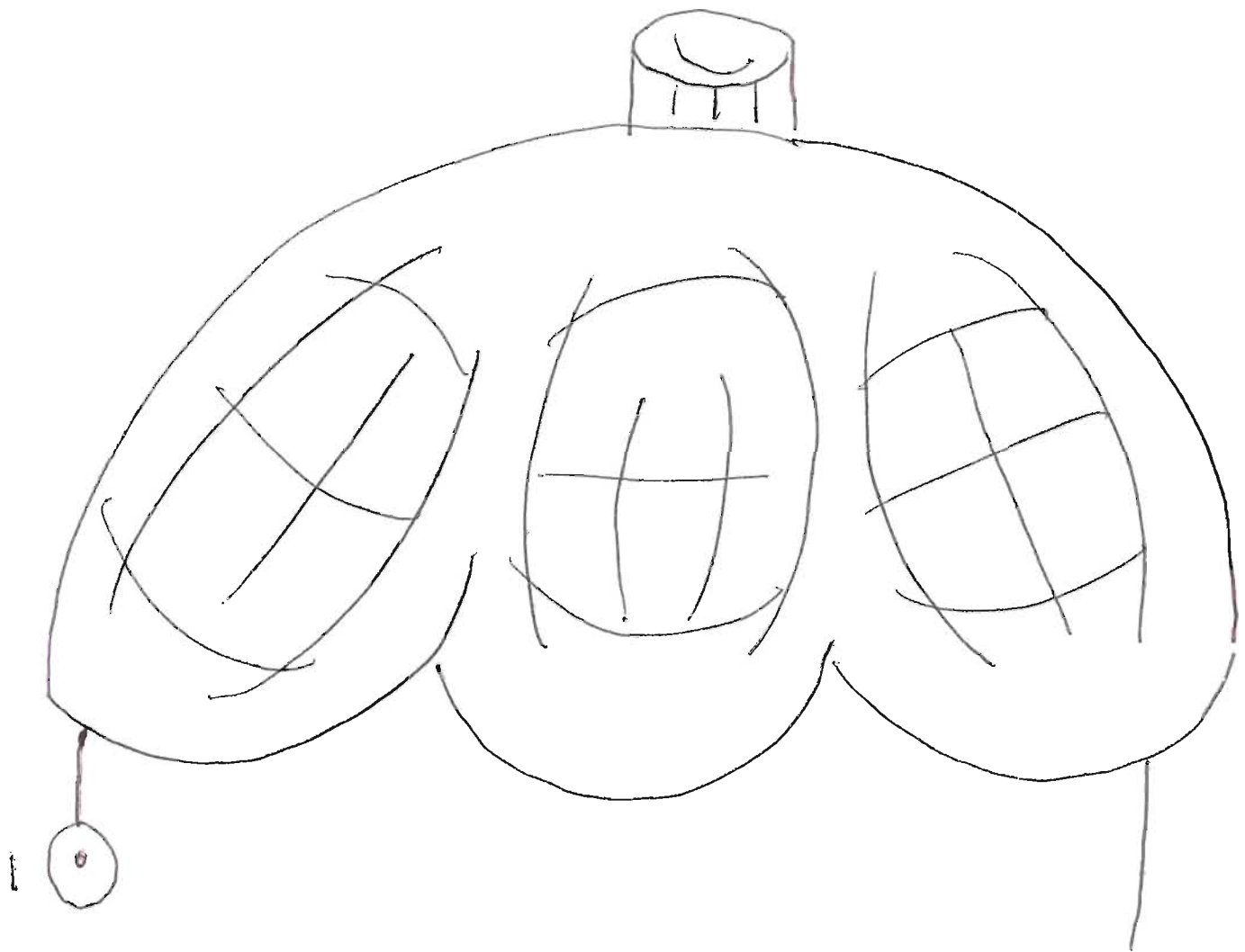


Bingo Dot A Group/Set Of _____.

Use A DIFFERENT color for each of the sets.

TRACE your equation.





1

2

3

4

5

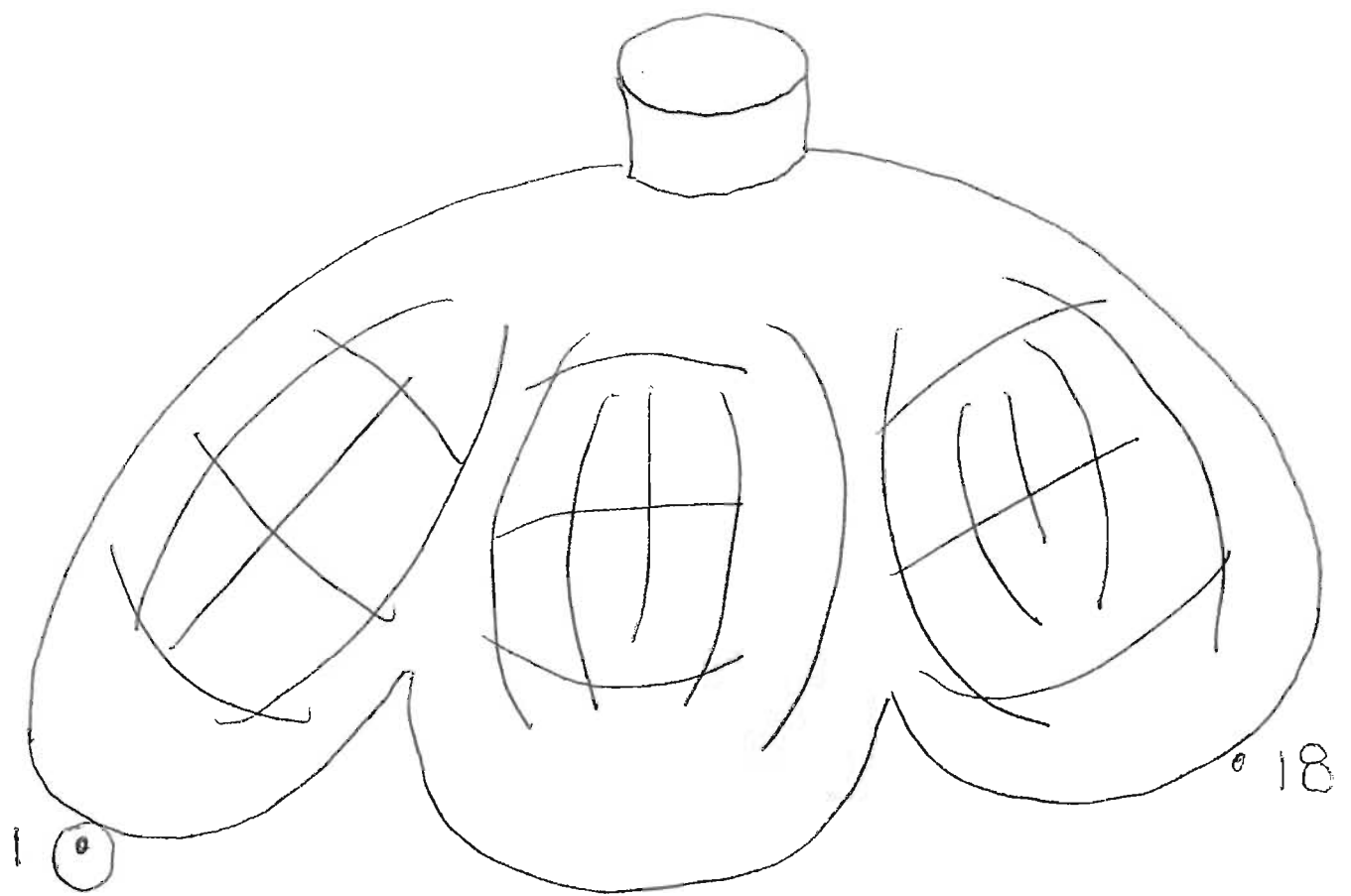
6

7

8

9

10



1

2

3

4

5

6

7

8

9

10

11

12

13

14

15


16

17

18

I Spy A Number!


Please play "I Spy!" with me at home.



I Spy A Number!


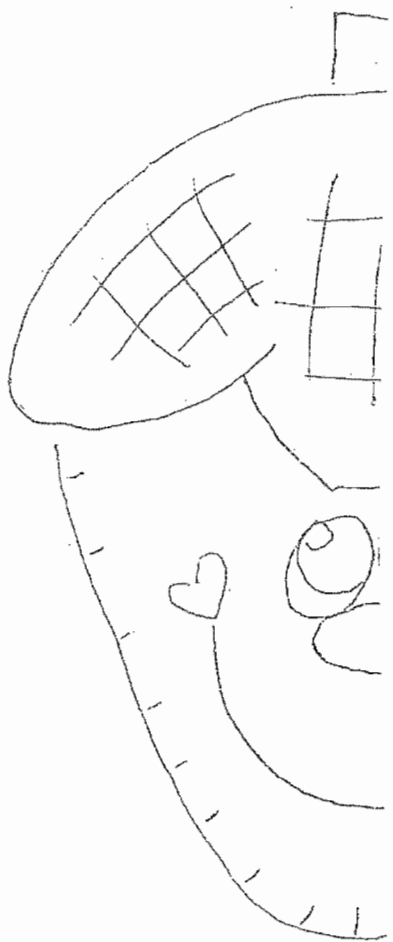
Please play "I Spy!" with me at home.





Symmetry


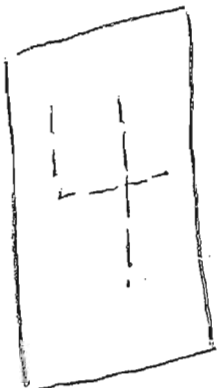
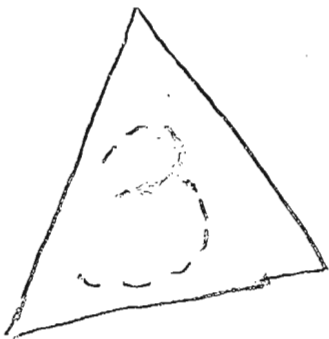
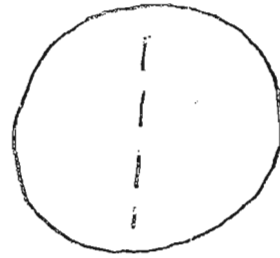
Finish the picture





We're On A Roll Dice Game!

Directions:

- ❖ Pick a partner.
- ❖ Decide whether high or low will go 1st.
- ❖ Roll the dice.
- ❖ That person goes 1st.
- ❖ Whatever # you roll, TRACE the # then COLOR in that shape.
- ❖ Take turns rolling the dice with your partner.
- ❖ If you've already rolled that # it becomes your partner's turn.
- ❖ The 1st one to color in all of their shapes is the winner.




Acorns On An Addition & Subtraction Roll



Directions:


- Choose a partner.
- Roll the dice.
- High number goes 1st.
- Roll the dice.
- You may add or subtract the dice to get a number.
- Color in that numbered circle on your paper.
- Write the equation on the back of the paper.
- The 1st player to color in all of their numbers is the winner.



Acorn starts with the letter Aa. TRACE the Aa in the corner.
Find all of the upper and lowercase Aa's. CIRCLE them. There are 10.

Put an X on the acorns in a row to match the number next to it.

1



2



3



4




5



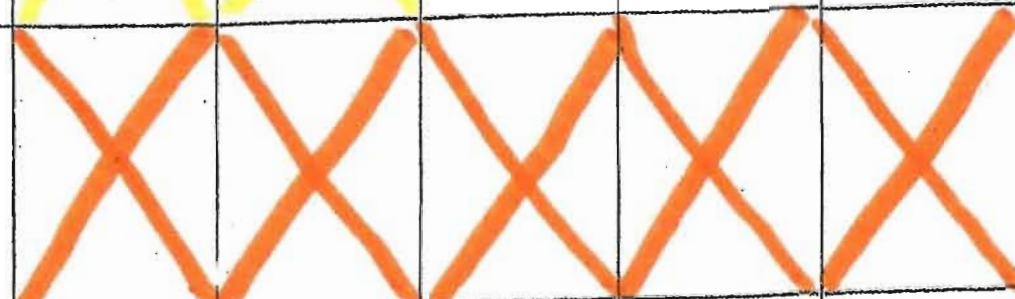
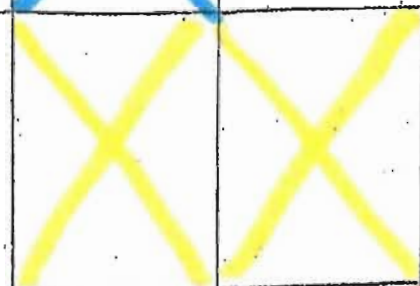



umber Fun!





Nutty About Shapes!
Graphing



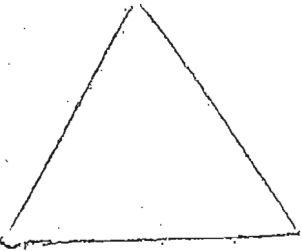

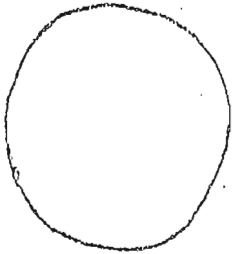


GRAPHING

Acorn

Color the shapes to match the colors on the picture. Count the shapes; mark that many X's in the box. Make the X's the same color as the shapes. Graph the picture.



Nutty About Shapes!
Graphing



Color the shapes to match the colors on the picture. Count the shapes; mark that many X's in the box. Make the X's the same color as the shapes. Graph

MORE THAN & LESS THAN

CIRCLE the group/set that has MORE acorns.
This group is greater than the other group.




8 > 7

CIRCLE the group/set that has LESS acorns. This group is less than the other group.



©TeachWithMe.com



3 < 5



Stamp a group/set of
_____.

1



2





3



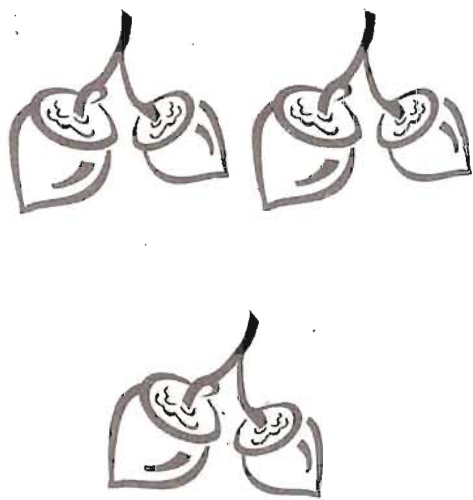
4



5

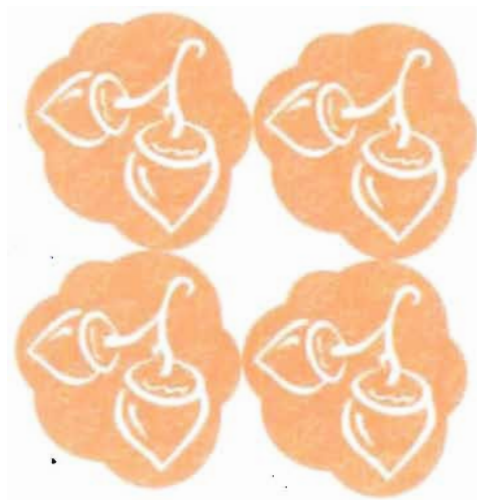


Match the number to the group/set.
Use a DIFFERENT color for each one.

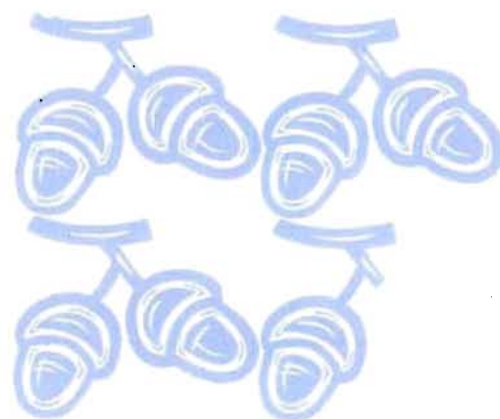


6

7





8




9



10



Match the number to the group/set.
Use a DIFFERENT color for each one.



Match the dotted box to the matching #'d box. Cut it out and glue it to the bottom of it.

1

2

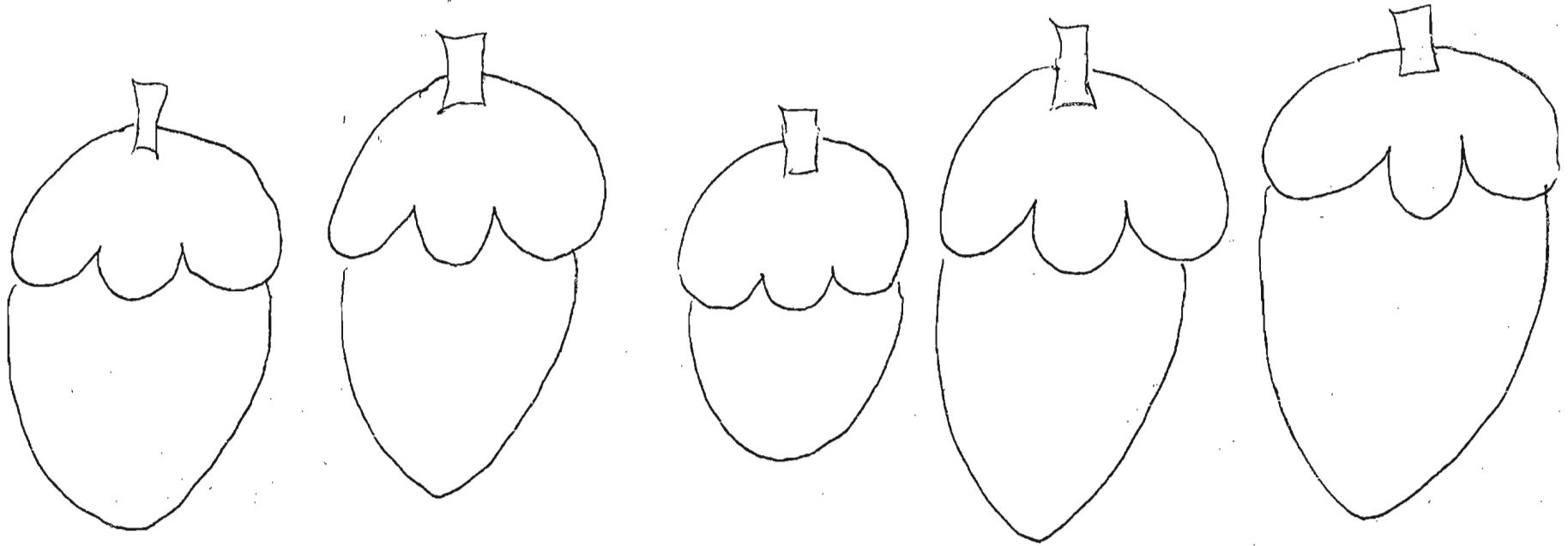
3

4

5


Ordinal Numbers

- ❖ Put a happy face on the 5th acorn.
- ❖ TRACE the entire 3rd acorn brown.
- ❖ Put an X on the 2nd acorn.
- ❖ COLOR the stem of the 1st acorn green.
- ❖ Underline the 4th acorn.







©TeachWithMe.com




Complete the PATTERN





**Nutty Over
Pinch & Pokes**



Just Nuts About Pinch & Pokes

Acorn Similarities & Differences

There is a spy, one that is different, in each row. Zap it with an X.



Acorn Sort



Acorns come in all different sizes. Cut, sort and glue them to the correct small, medium & large boxes.

small

medium

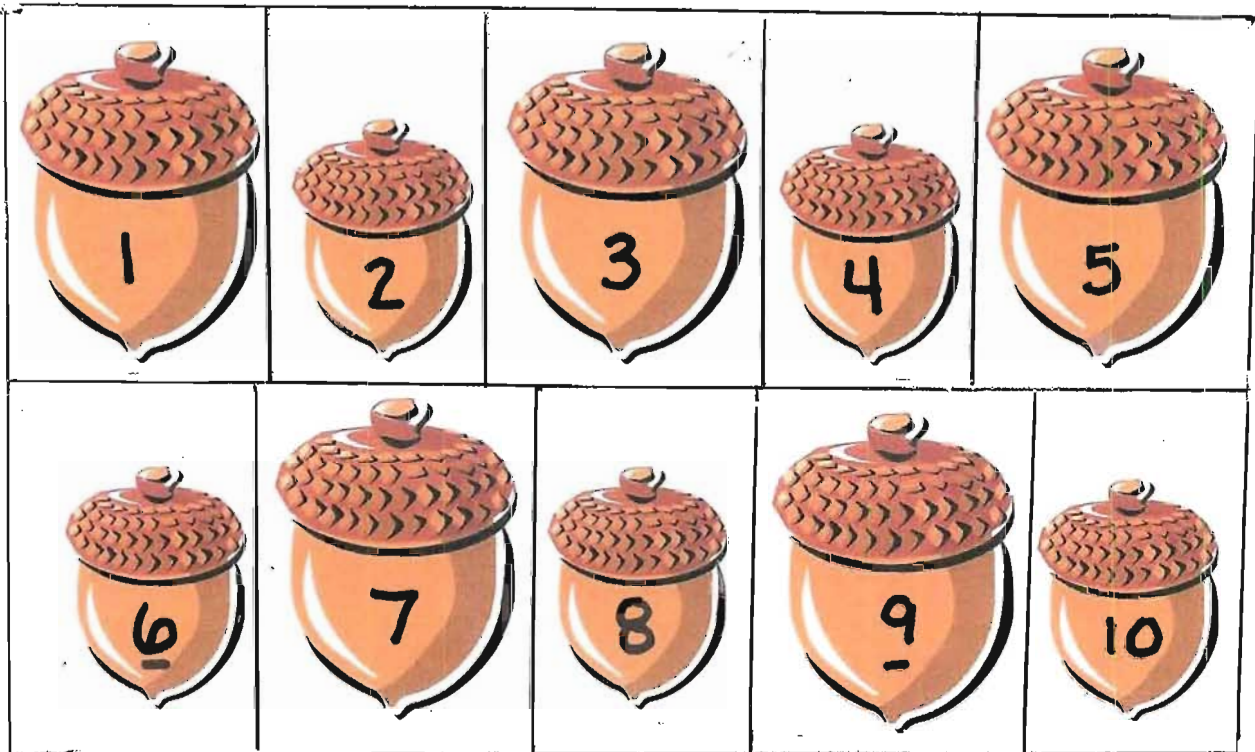
large

Sorting

Here are some things you can do with these acorns.

Your teacher will tell you what she wants you to do with your acorns.

- ❖ **CUT** out the acorns below and sort them into **small** and **large** piles.
- ❖ Sequence the numbers. Put them in order from 1-10
- ❖ Put all the **EVEN** numbers in one pile.
- ❖ Put all the **ODD** numbers in another pile.
- ❖ **GLUE** your acorns in a group of how your teacher wants you to glue them.



Sorting Sheet:

Small

Large

Sorting Sheet:

Odd


Even

Sorting Sheet:

Objects Sequenced In Order

1 2 3 4 5 6 7 8 9 10

Put the correct number of tally marks
next to the number.



What's Missing? Fill in the missing link.

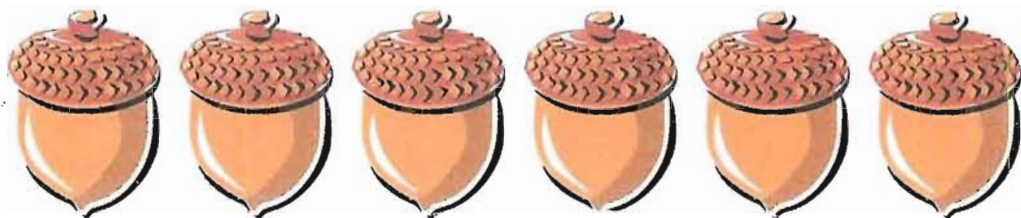


What's Missing? Fill in the missing link.




COUNTING:

Fill in the missing numbers.

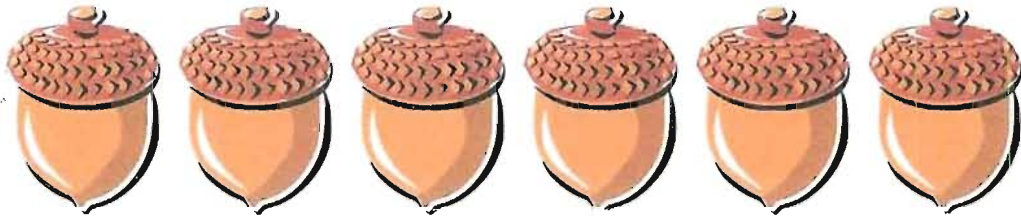


		3		
	7			
11				
			19	
				25



COUNTING:

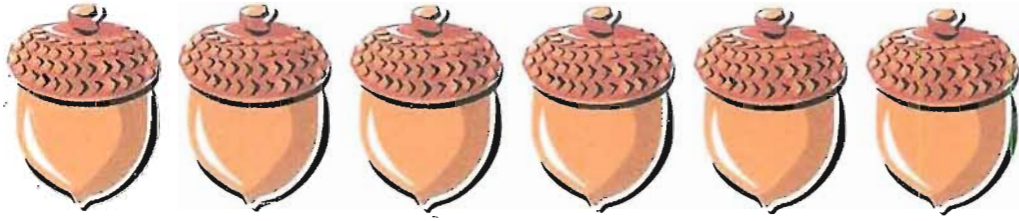
Fill in the missing numbers.





ALPHABET

Fill in the missing letters.



			D	
			I	
			N	
			S	
			X	

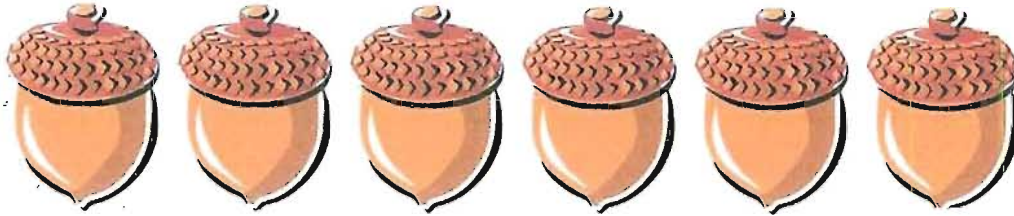


Z

Uppercase

ALPHABET

Fill in the missing letters.





Uppercase

ALPHABET

Fill in the missing letters.



		c		
		h		
		m		
		r		
		w		



z

Lowercase

ALPHABET

Fill in the missing letters.






--

Lowercase



Start

Get the squirrel to the acorn.



Maze Craze

Finish

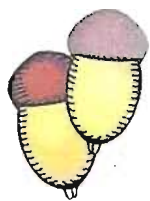
Match the number to the word.

Use a DIFFERENT color for each one.



1

five



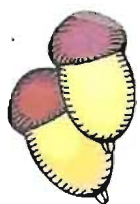
2

one



3

four



4

two



5

three

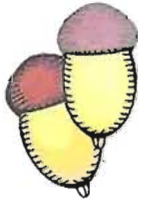
Match the number to the word.

Use a DIFFERENT color for each one.



6

eight



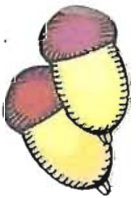
7

seven



8

ten




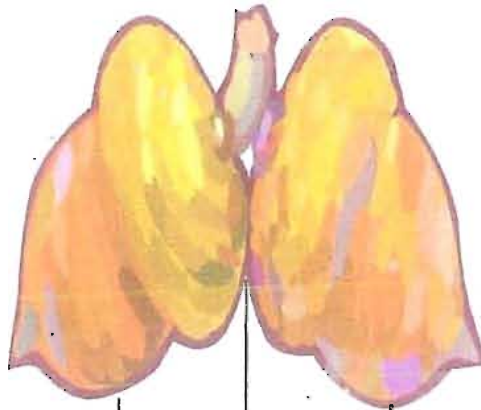

9

six





10

nine



SNIP & CUT

©TeachWithMe.com



SNIP & CUT

©TeachWithMe.com



©TeachWithMe.com



SNIP & CUT

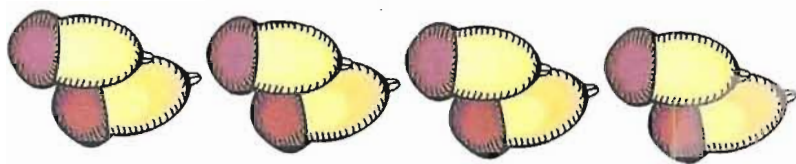


©TeachWithMe.com



SNIP & CUT





1

1

—

one

2

2

—

two

3

3

—

three

4

4

—

four

5

5

—

five



umber Fun!



6

6

six



7

7

seven

8

8

eight

9


9

nine


10

10

ten



Number Fun!






1 1 _____ one

2 2 _____ two


3 3 _____ three

4 4 _____ four

5 5 _____ five



Number Fun!





6

6

six

7

7

seven

8

8

eight

9


9

nine

10

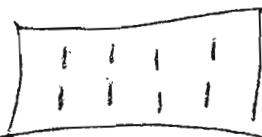
10

ten

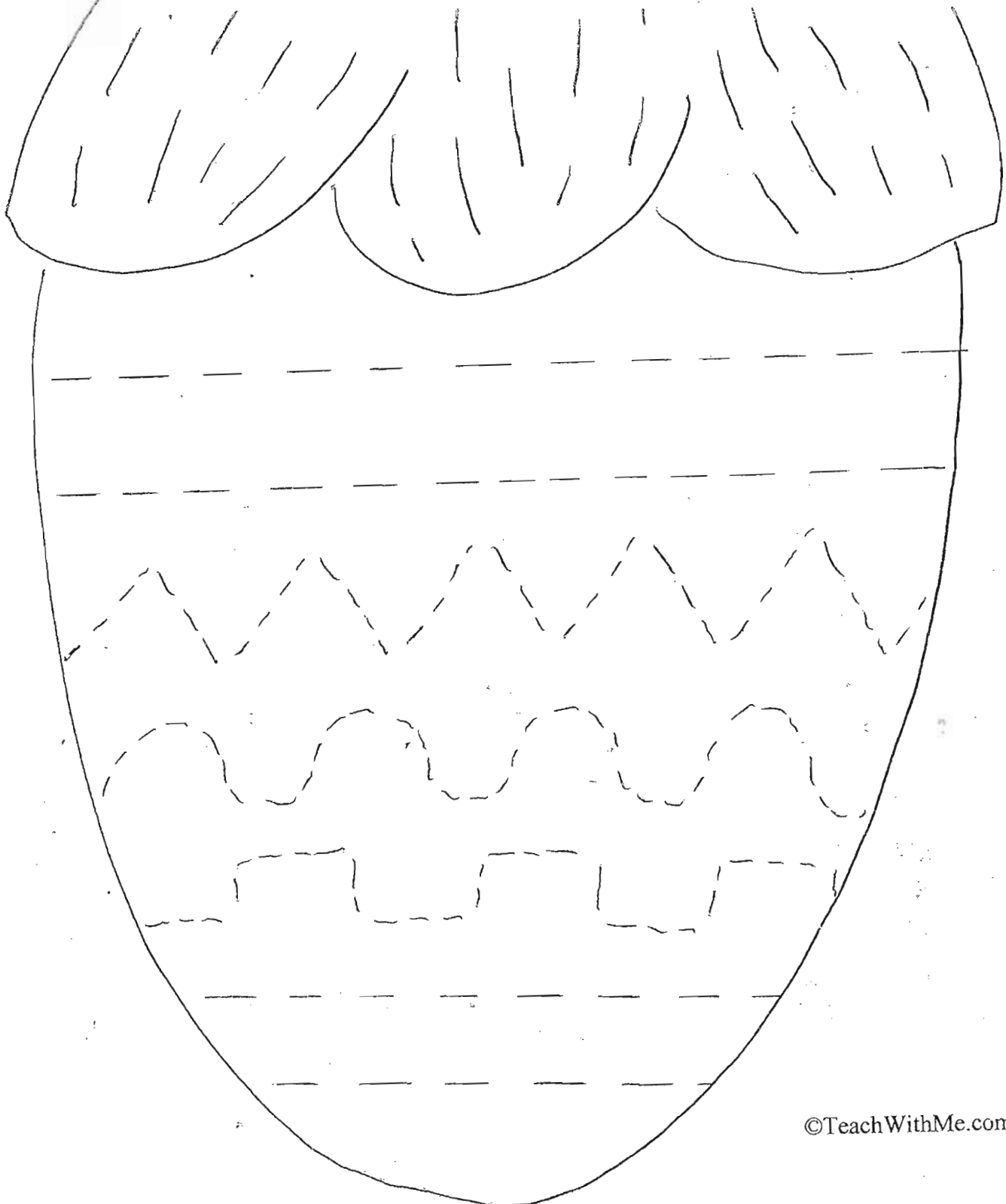




Number Fun!





TRACE the lines. Use a DIFFERENT color for each one.







TRACE the lines. Use a **DIFFERENT** color for each one.



Look how well I
write my name!



Look how well I
write my name!






LOOK AT HOW WELL I
WRITE MY NAME!



LOOK AT HOW WELL I
WRITE MY NAME!





TRACE and WRITE the spatial direction words.

©TeachWithMe.com

above _____

beside _____

left _____

right _____

on _____

under _____

between _____

behind _____

TRACE and WRITE the spatial direction words.



©TeachWithMe.com

above _____

beside _____

left _____





right _____

on _____

under _____

between _____

behind _____




Acorn Pencil Toppers

Cut out the acorn.

Cut on the lines to make slits.

Insert pencil. Enjoy! 😊





Acorn Punctuation Sentences.

Put the correct punctuation (. ! ?) at the end of each sentence.

1. Look That squirrel is collecting acorns
2. Would you like to go for a walk with me
3. Maybe we'll see some squirrels
4. Ouch That squirrel bit me
5. Look out He's tossing acorns at us
6. I need to collect acorns for a school project
7. Aren't these acorns cute
8. Do you know that this huge oak tree grew from this tiny acorn
9. Shhhh I want to take a picture of those squirrels collecting acorns
10. Please help me carry these acorns home

turkey
Indians
November
harvest
pumpkin
scarecrow
England
Plymouth
Massachusetts
colony
winter

leaves
acorn
Wampanoag
rock
corn
Squanto
Thanksgiving
Pilgrims
Mayflower
feast
cornucopia

Fall Word Find

WamcoThgriPInNoWampanoag
rockThanPilMayNovcorfe corn
NovfeaMayPils SquantoharNo
haThanksgivingPilgrimsfehaco
Mayflowercopumpchilja feastc
ind cornucopiapum turkeyscares
IndiansNovemberEngPlycowel
pumEngscaharvestvkepumpkin
scarecrowbPlyMasEnglandPlym
MassaPlymouthcikcoMassachus
Massachusettscikregjakcolonys
stevdandiawinterunffinidgonow
fealeavespilcnofePilturkanacorn

* Answer
Key ☺

turkey-
Indians
November
harvest
pumpkin
scarecrow
England
Plymouth
Massachusetts
colony
winter

leaves
acorn
Wampanoag
rock
corn
Squanto
Thanksgiving
Pilgrims
Mayflower
feast
cornucopia

Fall Word Find

WamcoThgriPlnNoWampanoag
rockThanPilMayNovcorfe corn
NovfeaMayPils SquantoharNo
haThanksgivingPilgrimsfehaco
Mayflowercopumpchilja feastc
ind cornucopiapum turkeyscare
IndiansNovemberEngPlycowel
pumEngscaharvestvkepumpkin
scarecrowbPlyMasEnglandPlym
MassaPlymouthcikcoMassachus
Massachusettscikregjakecolony
stevdandiawinterunffinidgonow
fealeavespilcnofePilturkanacorn



November Writing Prompts

1. You're in charge of the big Thanksgiving Feast for your family. Who is coming? How many? What will you serve? What time is everyone coming? Will you play games? How will you decorate the table and your home?
2. You've never baked a turkey before, so you didn't know you had to thaw it first. Your guests are due to arrive in 4 hours and the turkey is rock solid. What's your plan B?
3. You are one of the pilgrims on the Mayflower. What's it like? Where are you from?
4. You've just landed on Plymouth Rock! How does it feel? Where do you go from here?
5. You're an Indian friend of Squanto and ask him to go with him to see the white people. What does he say? What happens next?
6. You're in charge of bringing home turkey dinner! Are you grabbing your gun and heading for the woods? Or is it your purse, the card and the grocery store? Tell me about the turkey trot.
7. It's a beautiful fall day. You and 5 friends decide to go for a nature walk to collect leaves. It's unseasonably warm for the beginning of winter so the bears must not have been fully hibernating, because you just woke 2 up! RUN! It's a bear! Tell me what's happening when you and your friends come upon 2 huge black and hungry bears.
8. Night's almost upon you and your best friend. You were out collecting leaves and the time got away from you; and so did the directions. You're LOST! What do you do now?
9. You'll have 4 days of vacation! Tell me what your plans are.
10. You're on your way to grandma's for Thanksgiving dinner. Your dad decides to take a "short cut" because of all the traffic. You're lost on a very deserted strip of road and you get a flat tire. There's a spooky looking cabin in the distance, which you can barely see because it's started to snow. What do you do?



Acorn Slider


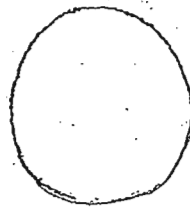
Mount on construction paper.

0
1
2
3
4
5
6
7
8
9
10

A
B
C
D
E
F
G
H
I

J
K
L
M
N
O
P
Q
R
S
T

U
V
W
X
Y
Z



@teachwithme.com Sliders

Cut Out Sliders. Insert Into Slider Acorn Slits.

slits to review numbers, letters & shapes.

for the alphabet slider glue 2nd strip "J" under "I" & 3rd strip "U" under "T". To Avoid, accidentally pulling out strips you can glue a longer strip of paper on the end & then simply fold the strip in to pull the strip out to change to another slider.

Students Can
Color the
Shapes

Acorn Info-Strip Slider

Materials:

- White construction paper
- Scissors

Directions:

Prep:

- Run off master.
- Pre-cut sliders
- Pre-cut slits in slider.

The next day...

1. Children CUT out their slider.
2. Students WRITE their name on the BACK of their slider.
3. Children insert slider from the back to the front. Teacher decides what slider students will be working on.
4. As a whole group, we use the manipulative to review the information on the slider.
5. I encourage the children to do it again for their parents and include a note about the slider in my newsletter.
6. I ask parents to ask their child to share their slider with them. It helps reinforce lessons, builds self-esteem, and shows their child that they care about what they are learning in school.
7. Since we have a slider for each theme, they make a nice collection.
8. After my students are done with their slider, they clean up their work station, leave their slider at the table and transition to a Tummy Tubby Time activity. When everyone is done, they get their slider and sit on our *Circle of Friends* carpet.
9. Depending on time, we insert 1 or 2 sliders and review the material as a whole group. I'll have them put the shortest slider in, take the other sliders back to their desk, and we'll review body parts (put your slider on your elbow, knee, wrist etc.), then we'll use it for spatial directions; (put your slider on, behind, above, beside you.) We'll finish up with the *Slider Pokey* and finally "Blast Off" counting from 10-0 and then go put our sliders in our backpacks. 😊



Body Part Identification

- ❖ Put the acorn on your shoulder.
- ❖ Put the acorn on your shin.
- ❖ Put the acorn on your knee.
- ❖ Put the acorn on your elbow.
- ❖ Put the acorn on your leg.
- ❖ Put the acorn on your wrist.
- ❖ Put the acorn on your thigh.
- ❖ Put the acorn on your forehead.
- ❖ Put the acorn on your waist.
- ❖ Put the acorn on your hip.
- ❖ Put the acorn on your left hand.
- ❖ Put the acorn on your right hand.
- ❖ Put the acorn on your palm.
- ❖ Put the acorn on your head.
- ❖ Put the acorn on your heel.
- ❖ Put the acorn on your toes.
- ❖ Put the acorn on your foot.
- ❖ Put the acorn on your back.
- ❖ Put the acorn on your neck.
 - Turn around.
 - Sit down.
 - You're done.
 - Having fun?



Acorn Pokey

Put your acorn in
Take your acorn out
Put your acorn in
Now you shake it all about
You do the Acorn Pokey and you turn your self around.
That's what it's all about.

You put your acorn up.
You put your acorn down.
Your put your acorn up.
Now your twirl it all around.
You do the Acorn Pokey and you turn your self around.
That's what it's all about.

You put your acorn to the left.
You put your acorn to the right.
You put your acorn to the left.
Now you hide it out of sight.
You do the Acorn Pokey and you turn your self around.
That's what it's all about.

You do the Acorn Pokey.
You do the Acorn Pokey.
You do the Acorn Pokey.
Happy Happy Fall
Ya' All!




Wow!

What wonderful autumn work!



Congratulations on a job well done!
Keep up the good work!

Teacher: _____ Date: _____





November Book

Bibliography



Indians

1. American Indian Prayers & Poetry edited by Sharpe\$4.00
2. Cherokee Words With Pictures by Chiltoskey \$4.00
3. Fire Race (A Karuk Coyote Tale) by London \$3.95
4. Indian Cookin' I \$4.95
5. Indian Cookin' II \$4.00
6. Inspired By Nature by Martig \$12.95
7. Kahasi and the Loon An Eskimo Legend by Cohlene\$3.95
8. Knots On A Counting Rope by Martin\$5.95
9. Let's Read About Squanto by Black \$3.95
- 10.Lift The Sky Up (A Snohomish Indian Legend) by Vaughan \$2.95
- 11.Many Nations by Bruchac \$5.95
- 12.Native American Beaded Friendship Bracelets
- 13.Nickommoh! A Thanksgiving Celebration Koller \$5.95
- 14.North American Indians (A Make It Work! Book) \$7.95
- 15.Native American Sign Language by Olsen \$4.95
- 16.Seasons of the Circle A Native American Year by Bruchac \$5.95
- 17.Squanto's Journey: The Story of Thanksgiving, Bruchac \$5.99
- 18.The Circle Of Days By Lindbergh \$5.95
- 19.The Circle Of Thanks by Bruchac\$5.95
- 20.The Encyclopedia Of Native Americans \$24.95
- 21.The Legend Of The Bluebonnet by dePaola \$4.95
- 22.The Legend of the Indian Paintbrush by dePaola \$5.95
- 23.Turkey's Gift to the People by Rucki \$5.95
- 24.Turquoise Boy (A Navajo Legend) by Chohlene\$3.95

25. Wolf Tales By Powell \$8.95



Fall /Autumn Leaves:

1. A Tree Can Be by Nayer \$2.95
2. Autumn by Berger \$4.25
3. Autumn Days by Schweninger \$4.25
4. Autumn Leaves Are Falling by Fleming \$3.99
5. Chipmunk At Hollow Tree Lane, Sherrow, \$4.99
6. Fall Changes by Senisi \$3.25
7. Fall Is Here! Counting 1-10, Jane, \$8.99
8. Fall Is For Friends (A Suzy Zoo Book) by Spafford \$3.50
9. Fall Is Not Easy by Kelley \$10.95
10. Fall Leaves Change Colors by Zoehfeld \$3.99
11. Fall Leaves by Packard \$3.99
12. Fall Leaves Fall! By Hall \$6.95
13. I Am A Leaf by Marzollo \$3.99
14. In November by Rylant \$15.95
15. Leaf Man, Ehlert, \$15.99
16. Leaf Season (Clifford's Puppy Days) \$3.50
17. Leaves by Berger \$4.25
18. Leaves! Leaves! Leaves! By Wallace \$5.95
19. Look What I Did With a Leaf! By Sohi \$5.95
20. Oliver Finds His Way by Root \$5.95
21. Red Leaf, Yellow Leaf by Ehlert \$8.95
22. Show and Tell by Gordon \$2.95
23. Ska-tat! Kimberley Knutson \$14.95
24. The Biggest Leaf Pile by Metzger \$5.95
25. We Love Fall! By Muldrow \$3.95
26. We're Going On A Leaf Hunt, Metzger \$4.59
27. When The Leaf Blew In, Steve Metzger, \$5.95
28. Why Do Leaves Change color? By Maestro \$4.95



Thanksgiving: / Turkeys

1. A Turkey For Thanksgiving by Bunting \$5.95
2. Author's Thanksgiving by Brown \$4.50
3. Best Thanksgiving Book (ABC Adventures) by Whitehead \$9.95
4. Celebrating Thanksgiving Giving Thanks by Kupperstein \$2.99
5. Countdown to Thanksgiving by Huelin \$3.95
6. Feeling Thankful by Rotner \$4.95
7. Gracias The Thanksgiving Turkey by Cowley \$5.95
8. Grow A Pumpkin Pie by Gerver \$3.99
9. Happy Thanksgiving, Biscuit! By Capucilli \$6.95
10. I'm Thankful Each Day! By Hallinan \$6.95
11. I Know An Old Lady Who Swallowed A Pie by Jackson \$5.95
12. It's Thanksgiving Day! By Packard \$3.99
13. Just The Way You Are by Lucado \$4.95
14. Look Who's In The Thanksgiving Play! (A lift-the-flap story.) by Clements \$5.99
15. Mousekin's Thanksgiving, Edna Miller \$3.95
16. Nuts to You! By Ehlert \$4.95
17. 1,2,3 Thanksgiving! By Nikola-Lisa \$6.95
18. One Little Two Little, Three Little Pilgrims by Hennessy \$3.99
19. Our Thanksgiving by Weinberger \$3.99
20. Over The River And Through The Wood by Child \$6.95
21. Over The River And Through The Woods by Gurney \$3.95
22. Ten Fat Turkeys, Johnston, \$3.99
23. Thanks For Thanksgiving, Julie Markes \$3.95
24. Thank You, God by Hallinan \$9.95
25. Thanksgiving Day by Gibbons \$4.95
26. Thanksgiving In The Barn by Westcott \$6.99
27. Thanksgiving is for Giving Thanks by Sutherland \$3.49
28. Thanksgiving Is Here! By Goode \$5.95
29. Thanksgiving Mice by Roberts \$4.95
30. Thanksgiving On Plymouth Plantation, Diane Stanley \$4.95
31. The Circle of Days by Lindbergh \$3.95

32. The Little Engine That Could Saves the Thanksgiving Day Parade! By Piper \$3.49
33. The Great Turkey Race, Steve Metzger, \$3.95
34. The Night Before Thanksgiving by Wing \$3.49
35. The Popcorn Book by de Paola \$3.95
36. The Story Of Thanksgiving by Skarmas \$6.95
37. The Tasty Thanksgiving Feast by Tanner (A lift-the-flap book) \$6.95
38. The Very First Thanksgiving Day (Hard Cover) by Greene \$12.95
39. This First Thanksgiving Day (A counting story) by Melmed \$14.95
40. Tiny Tilda's Pumpkin Pie by Kantor \$3.49
41. This Is The Turkey, Levine \$4.25
42. Today Is Thanksgiving! By Hallinan \$4.95
43. 'Twas the Night Before Thanksgiving by Pilkey \$3.99
44. What Is Thanksgiving? By Ziefert \$56.95
45. Wild Turkeys, Julian May, \$4.95



Scarecrows:

1. Sam The Scarecrow by Gordon \$1.95
2. The Falling Leaves and the Scarecrow by Metzger 4.95
3. The Lonely Scarecrow by Preston \$3.95
4. The Pumpkin Man by Moffatt \$3.99
5. The Scarecrow's Hat by Brown \$3.99
6. The Shy Scarecrow by Packard \$3.99


Each month I change the books in my students' book laundry basket. This is November's Basket. If I have a lot on one theme, I'll have a smaller basket to keep them separate. I have 2 small baskets for November. One for Native Americans and one for Scooby that they can take to the tee pee tent.



Children's November Hamper Books:

1. A Charlie Brown Thanksgiving by Schulz \$5.99
2. A Plump and Perky Turkey by Bateman \$6.95
3. All About Seeds by Kuchalla \$4.95
4. Autumn by Bryant_-Mole \$4.95
5. Berry Thankful! (Strawberry Shortcake), Bryant, \$3.99
6. Blue's Thanksgiving Feast \$3.50
7. Care Bears: Giving Thanks, Lee, \$3.50
8. Dinofours It's Thanksgiving! By Metzger \$3.25
9. Fall Colors by Walsh \$1.50
10. Fall Leaves Change Colors by Zoehfeld \$3.99
11. Franklin Helps Out by Clark \$4.50
12. Franklin's Thanksgiving by Clark \$4.50
13. Giving Thanks by Walsh \$1.50
14. Gray Squirrel at Pacific Avenue by Harrington \$5.95
15. Happy Thanksgiving (Robin Hill School's Ready-To-Read) McNamara \$3.99
16. Hello Kitty Gives Thanks by Coco \$4.50
17. Hide and Seek Turkeys, Murfin \$4.25
18. Huggly's Thanksgiving Parade by Arnold \$3.50
19. I'm Thankful For So Many Things, Hallinan \$14.95
20. It's Fall! By Glaser \$4.95
21. Long Ago and Today by Williams \$2.75
22. Look At A Tree by Curran \$2.99
23. Max and Maggie in Autumn by Craig \$2.95
24. N. C. Wyeth's Pilgrims by Souci 4.95
25. Oh My, Pumpkin Pie!, Charles Ghigna, \$3.95
26. Over The River and Thro' The Woods by Chartier \$2.25
27. Silly Tillys Thanksgiving dinner by Hoban \$3.95
28. Starting With Nature Tree Book by Hickman \$5.95
29. Thanks for Thanksgiving, Markes \$4.25
30. Thank You, Thanksgiving, Milgrim \$4.59
31. Thanksgiving at the Tappletons' by Spinelli \$5.95

32. Thanksgiving Cats by Marzollo \$3.25
33. Thanksgiving Day by Rockwell \$4.95
34. Thanksgiving Treat by Stock \$4.99
35. The Extra-Thankful Thanksgiving by Watson \$3.95
36. The Falling Leaves by Metzger \$4.95
37. The First Thanksgiving by George \$6.99
38. The First Thanksgiving by Hayward \$3.99
39. The Goose That Almost Got Cooked by Simont \$3.99
40. The Nutty Nut Chase, White, \$4.59
41. The Pumpkin Blanket by Zagwyn \$6.95
42. The Quilt-Block History of Pioneer Days by Cobb \$7.95
43. The Thanksgiving Feast by Ward \$1.95
44. The Three Friends and the Leaves by dePaola \$2.95
45. The Turkey Saves The Day by Canning \$3.95
46. The Turkey Who Came To Dinner (Rugrats) \$4.95
47. The Very First Thanksgiving Day (Hard Cover) by Greene \$6.95
48. Think of Those in Need by Berenstain \$3.25
49. Three Little Pilgrims by Craig \$2.95
50. Trees and Leaves by Morgan \$9.95
51. Turkey Trouble by Walsh \$1.50
52. Turkey's Best Thanksgiving by Jackson \$2.95
53. Winnie The Pooh's Thanksgiving, Bruce Talkington \$5.95



Magic Trick Book(s)

The Crow (All By Myself Popcorn book) \$3.99

Change the leaves from green to red, orange, yellow and brown. (Read any leaf book).

Brown Bear Brown Bear by Martin \$9.95 Use flannel board for sequencing. Paper bear goes in stuffed bear comes out.

Can also produce a scarecrow windsock or a stuffed turkey. The one turkey tucks in to make a zippered football too.



Each month we celebrate a color.

Our color for November is **BROWN**.

My student LOVE Scooby Doo so I have a few skill sheets with Scooby on them, a 15 minute earned video an a book basket of Scooby along with some Tummy Tubby Scooby manipulatives. They so enjoy it!

These are the books I have in that collection. What's amazing to me is that I watched Scooby when I was in middle school, my own adult children watched it, and now it's come full circle again and my Y5's like Scooby too!

Scooby Doo:

1. Aloha, Scooby Doo!
2. Baseball Blackout
1. Dinosaur Dig
2. Disappearing Donuts
3. Ghost In The Garden
4. Haunted Halloween Mask
5. Howling On The Playground
6. Little Book Of Big Excuses!
7. Monster Of Mexico
8. Sea Monster Scare
9. Search For Scooby Snacks
10. Snack Snatcher
11. Snow Ghost
12. Spooky Sports Day
13. That's Snow Ghost
14. The Apple Thief
15. The Haunted Pumpkins
16. The Haunted Ski Lodge
17. The Mixed-Up Museum
18. The Pizza Place Ghost
19. The Race Car Monster
20. The Surf Scare
21. Valentine's Day Dognapping
22. Vanishing Valentines