




This Butterfly  
Counting Book  
Belongs To:



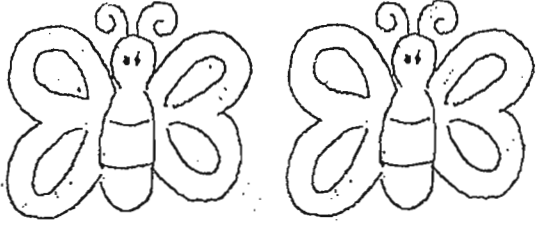
This Butterfly  
Counting Book  
Belongs To:





1


Cut out the butterfly **STRIPS**  
And glue them to their  
matching number pages.



2



3



4

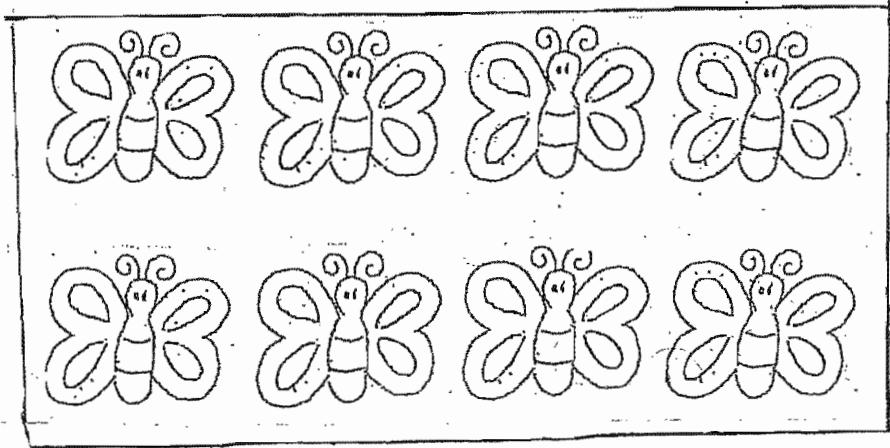
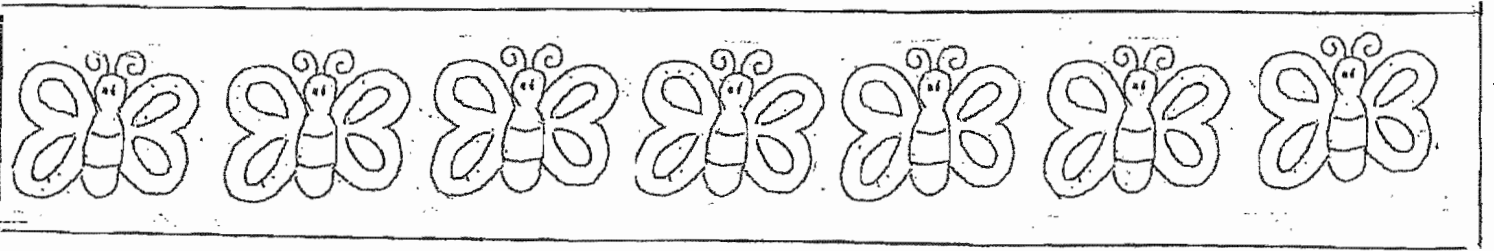


5



6

April Butterfly  
Counting Book





8

April Butterfly Counting Book

©TeachWithMe.com

Cut out the boxes  
of butterflies.

Glue them to their  
matching number page.





10

COUNT the butterflies.


TRACE the number, then WRITE the number.





one



two




three



four





five





six




seven



eight



nine



ten



COUNT the butterflies. TRACE them. WRITE the numbers on the bottom.