


Mitten Money Booklet

By _____




These mittens have rectangles on them. They cost 25 cents.

rectangle _____

25 cents _____

Trace the rectangle. Draw rectangles on the mittens and color them. Cut & glue the correct coin.




These mittens have hearts on them. They cost 11 cents.

heart _____

11 cents _____

Trace the heart. Draw hearts on the mittens and color them. Cut & glue the correct coin.




These mittens have circles on them. They cost 5 cents.

circle _____

5 cents _____

Trace the circle. Draw circles on the mittens and color them. Cut & glue the correct coin.



These mittens have triangles on them. They cost 6 cents.

triangles _____

6 cents _____

Trace the triangle. Draw triangles on the mittens and color them. Cut & glue the correct coin.




These mittens have octagons on them. They cost 2 cents.

octagon _____

2 cents _____

Trace the octagon. Draw octagons on the mittens and color them. Cut & glue the correct coin.




These mittens have ovals on them. They cost 10 cents.

oval _____

10 cents _____

Trace the oval. Draw ovals on the mittens and color them. Cut & glue the correct coin.




These mittens have hearts on them. They cost 11 cents.

hearts _____

11 cents _____

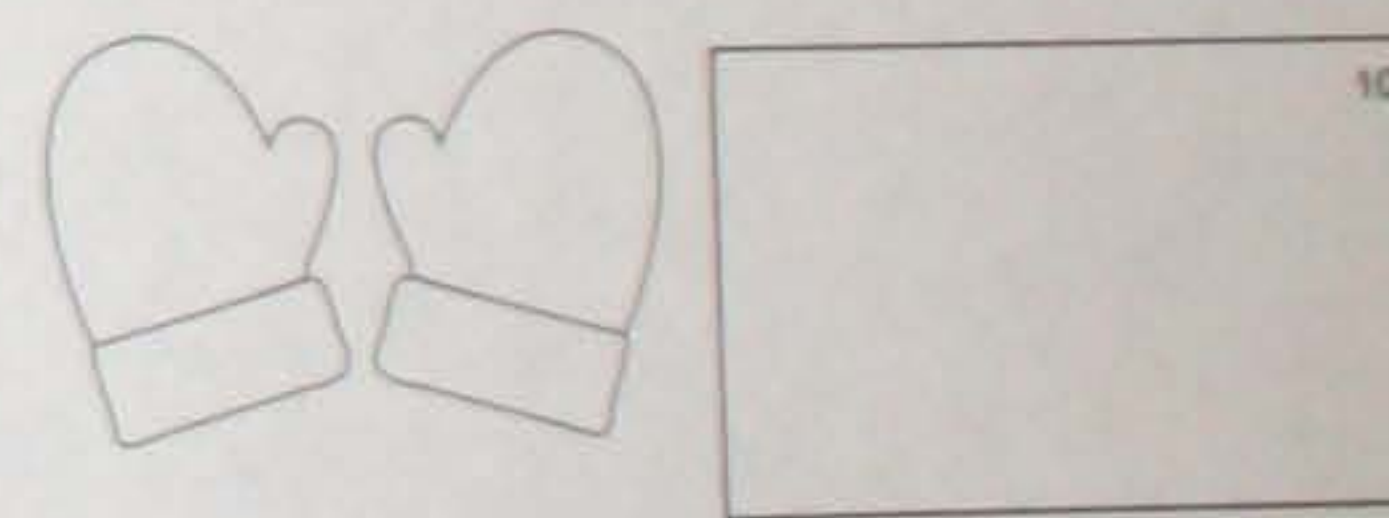
Trace the heart. Draw hearts on the mittens and color them. Cut & glue the correct coin.



My mittens have _____ on them. They cost _____ cents.

_____ cents

Draw the shape. Draw them on the mittens and color them. Cut & glue the correct coins that are 50 cents or less.




These mittens have squares on them. They cost 1 cent.

square _____

1 cent _____

Trace the square. Draw squares on the mittens and color them. Cut & glue the correct coin.





These mittens have hexagons on them. They cost 26 cents.

hexagons _____

26 cents _____

Trace the hexagon. Draw hexagons on the mittens and color them. Cut & glue the correct coins.




Cut and glue the pictures to their matching numbered boxes in your booklet.



Choose whatever coins you need from #10 to = the amount of your mittens and glue them to the matching numbered box in your booklet.

Mitten Money Booklet


By _____



TeachWithMe.com

Mitten Money Booklet

By _____



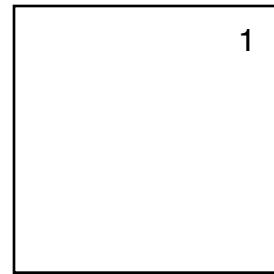
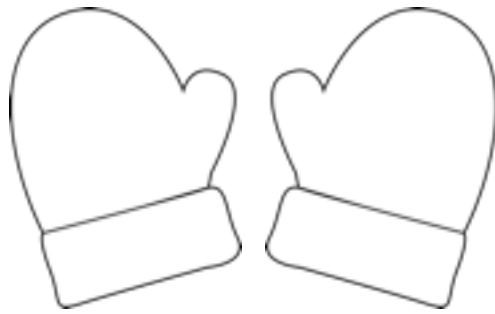

TeachWithMe.com

These mittens have circles on them. They cost 5 cents.

circle

5 cents

Trace the circle. Draw circles on the mittens and color them. Cut & glue the correct coin.

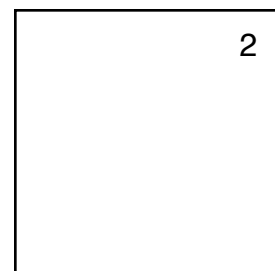
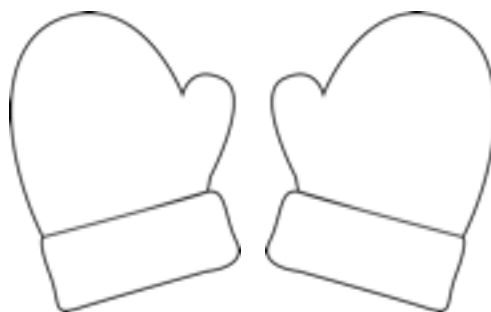
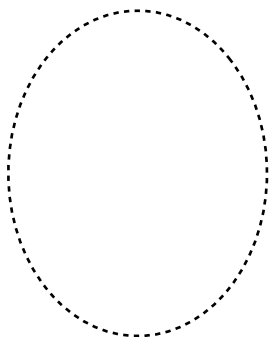


These mittens have ovals on them. They cost 10 cents.

oval

10 cents

Trace the oval. Draw ovals on the mittens and color them. Cut & glue the correct coin.

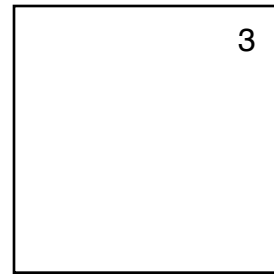
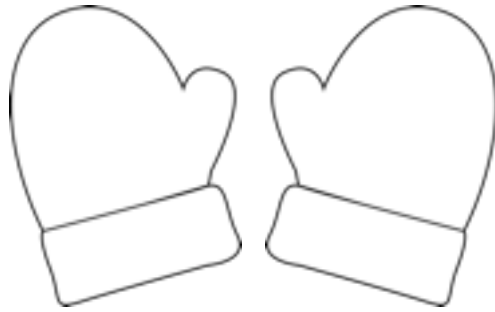



These mittens have squares on them. They cost 1 cent.

square

1 cent

Trace the square. Draw squares on the mittens and color them. Cut & glue the correct coin.

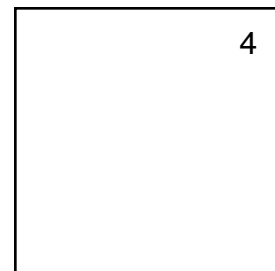
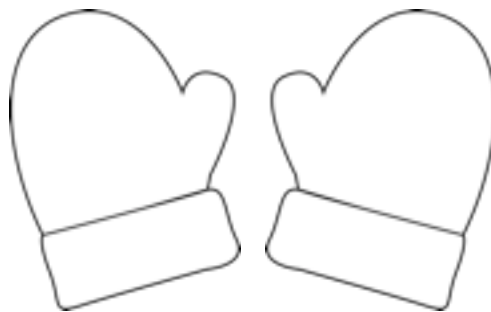



These mittens have rectangles on them. They cost 25 cents.

rectangle

25 cents

Trace the rectangle. Draw rectangles on the mittens and color them. Cut & glue the correct coins.


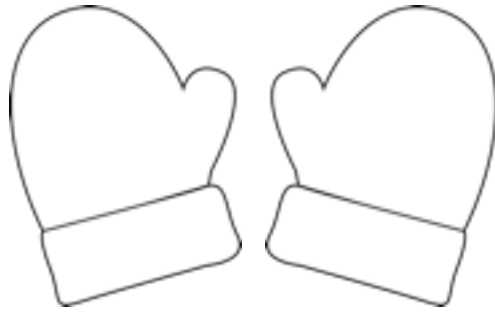
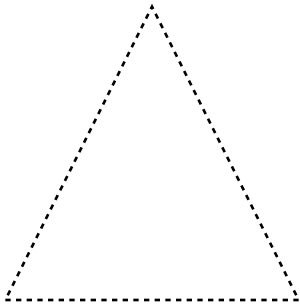


These mittens have triangles on them. They cost 6 cents.

triangles

6 cents

Trace the triangle. Draw triangles on the mittens and color them. Cut & glue the correct coins.



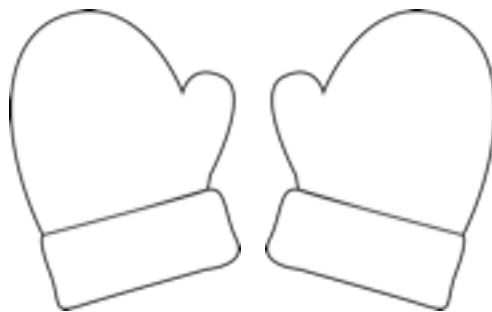

5

These mittens have hearts on them. They cost 11 cents.

hearts

11 cents

Trace the heart. Draw hearts on the mittens and color them. Cut & glue the correct coins.



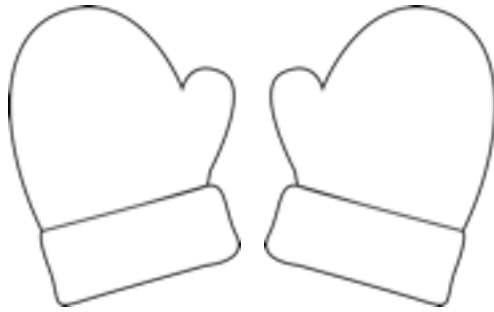
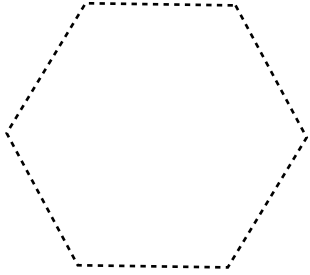
6

These mittens have hexagons on them. They cost 26 cents.

hexagons

26 cents

Trace the hexagon. Draw hexagons on the mittens and color them. Cut & glue the correct coins.



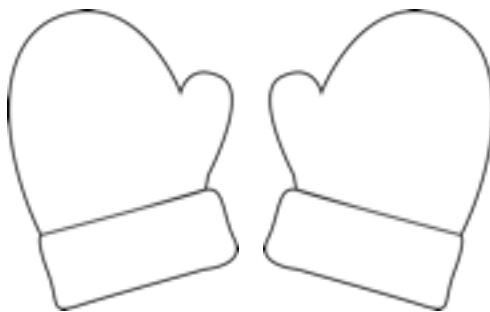
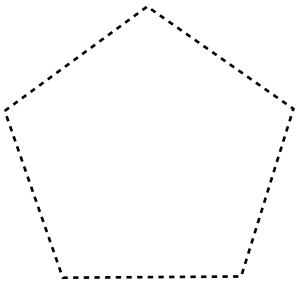
7

These mittens have hearts on them. They cost 20 cents.

pentagon

20 cents

Trace the pentagon. Draw pentagons on the mittens and color them. Cut & glue the correct coins.



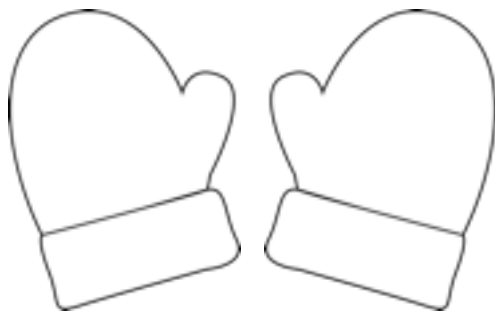
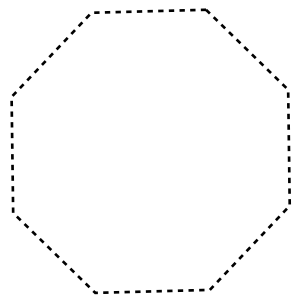
8

These mittens have octagons on them. They cost 2 cents.

octagon

2 cents

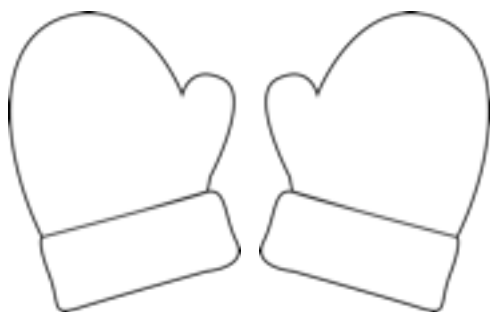
Trace the octagon. Draw octagons on the mittens and color them. Cut & glue the correct coins.







My mittens have _____ on them. They cost _____ cents.



_____ cents _____

Draw the shape. Draw them on the mittens and color them. Cut & glue the correct coins that are 50 cents or less.














1  nickel	2  dime	3  penny	4  quarter
--	--	---	---

5 	6 	7 
--	--	--

8 	9 
--	--

Cut and glue the pictures to their matching numbered boxes in your booklet.

10

Choose whatever coins you need from #10 to = the amount of your mittens and glue them to the matching numbered box in your booklet.