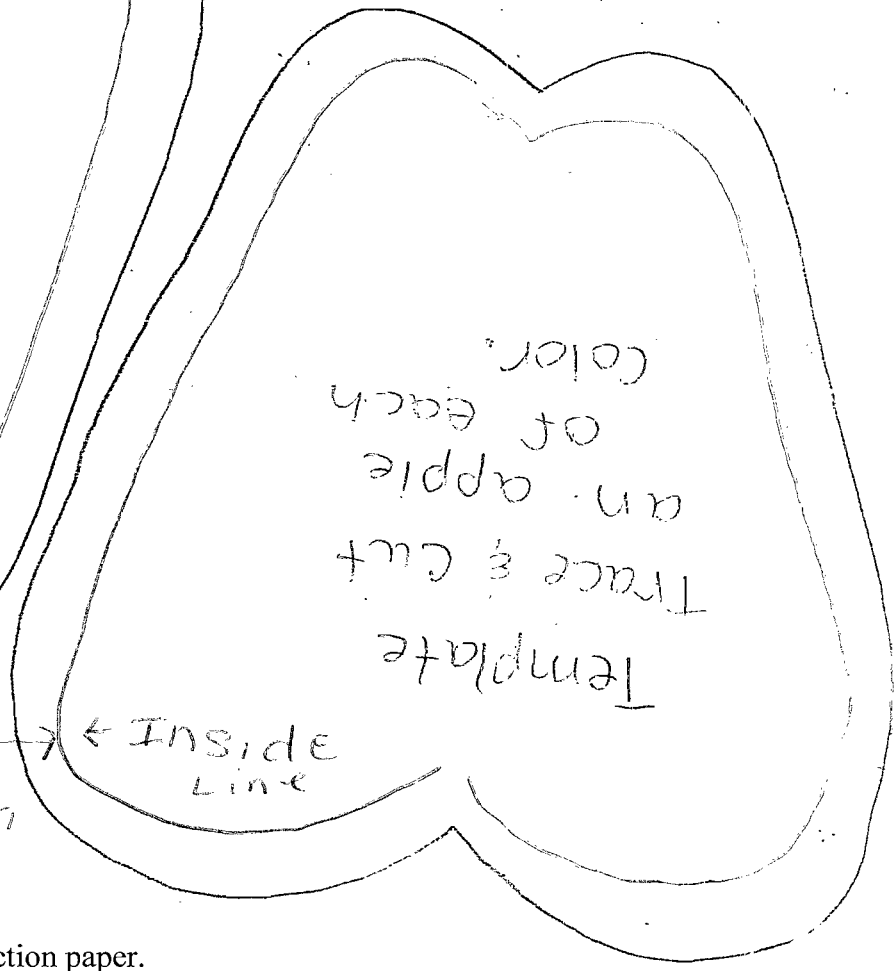


color seeds in with black crayon

brown




Template
Trace & cut
an apple
of each
color.

inside line

Trace
Inside line, 3 with green crayon
3 w/ yellow crayon &
4 w/ red crayon

- Run the word apples off on white or beige construction paper.
- Trace and cut a colored apple out of every color of construction paper to match the color words.
- Glue a brown stem to every apple.
- Glue a green leaf to your multi-colored apples.
- Laminate them.
- Make a set of multi-colored leaves to match the color words.
- Cut and laminate them.
- Put a Velcro dot on them with a matching Velcro dot on the color word apple.
- Students can now match the leaf to the color word apple as well as the colored apple to the color word apple.



Leaf
10 Green
10 multi-colored



Brown stem
cut 20

matching color word Apples



yellow



orange



green

matching
words

©Teach



black






blue



purple

Matching color
words



matching color
words