
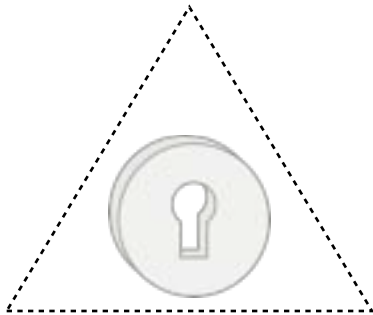
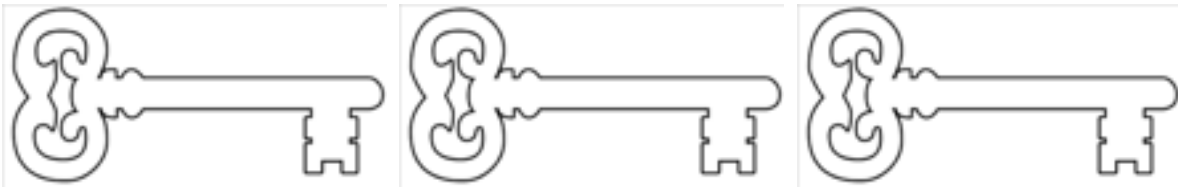


The Secret

Shaped Locks

By _____




The shape of this lock is a circle It opens a treasure chest filled with coins

Circle the capital letters. Add the end punctuation.

circle


Trace the shape word and write it.



Trace the lock; cut and glue the key that opens it.


The shape of this lock is an oval It opens a suitcase with a mirror inside

oval




The shape of this lock is a square It opens an album with photographs inside

square




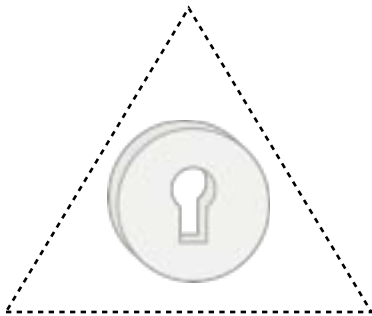
The shape of this lock is a rectangle It opens a door with books inside

rectangle




The shape of this lock is a triangle It opens a restaurant with a slice of pizza inside

triangle



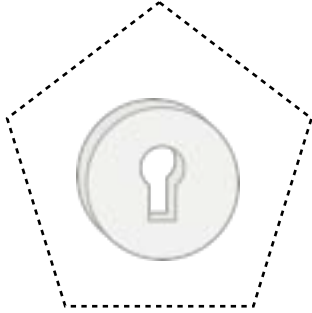
The shape of this lock is a heart It opens a box of chocolates

heart




The shape of this lock is a pentagon. It opens the Pentagon building.

pentagon



The shape of this lock is a hexagon. It opens a toolbox filled with nuts and bolts.

hexagon



The shape of this lock is an octagon. It opens a shed with a stop sign.

octagon



It's your turn. You make a lock. Tell us what it opens and what you'll find.

Circle the capitals and include end punctuation.

My lock is in the shape

of a _____

Draw your shape around the keyhole.

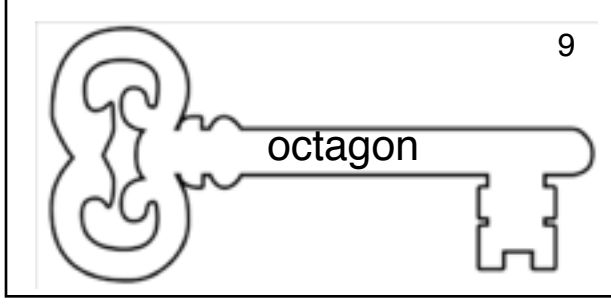
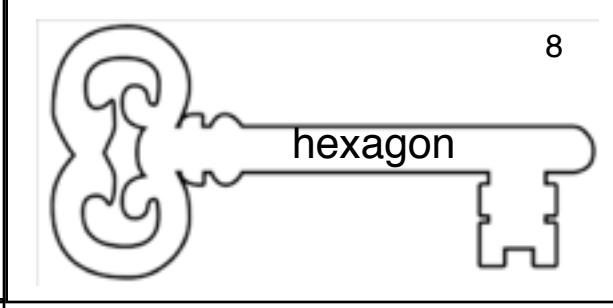
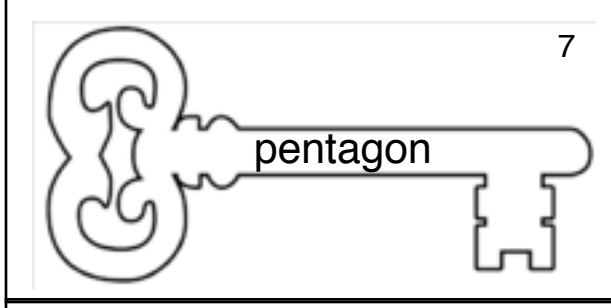
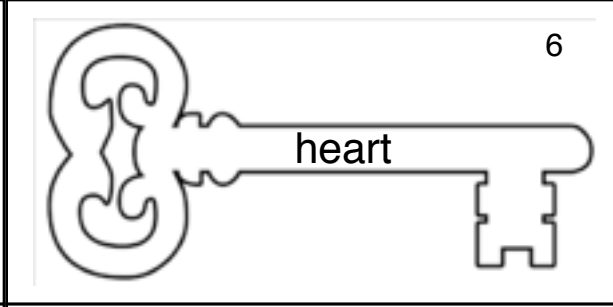
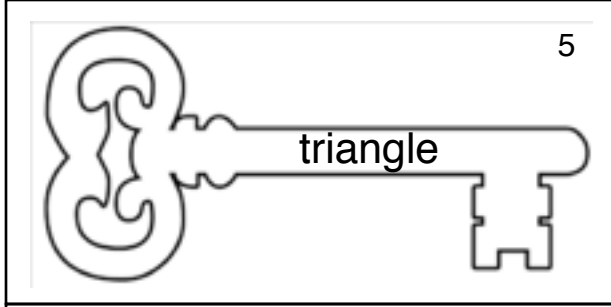
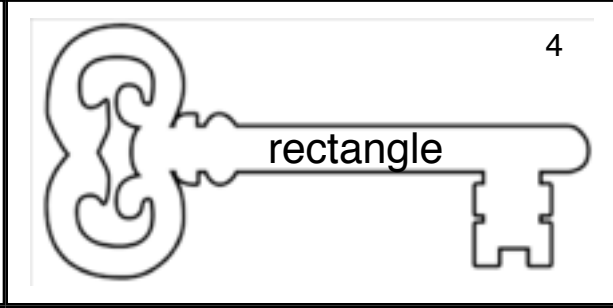
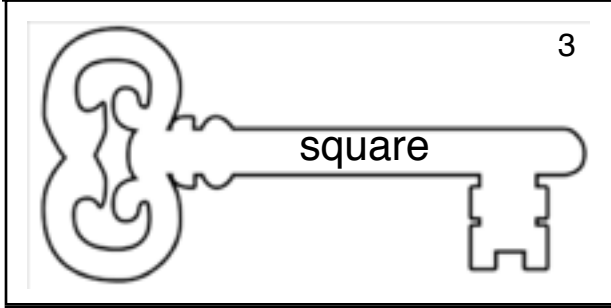
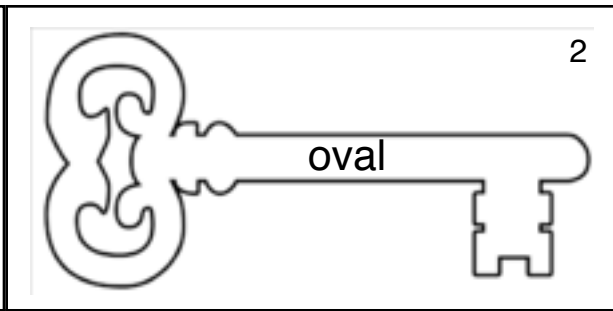
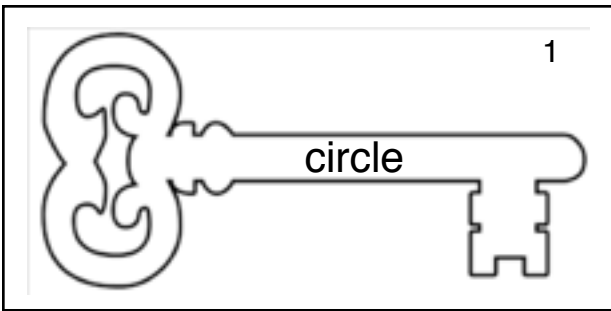


Here is a picture of the key that opens it

My lock is on a _____

When you open it you'll find

Draw a picture of what your lock is on, as well as a picture of what we'll find.



Cut out the key boxes and glue them to the matching numbered boxes in your booklet.

Color each key a different color.