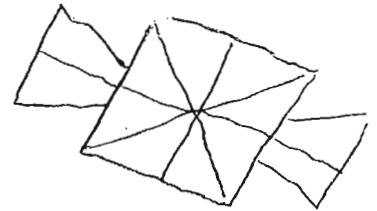

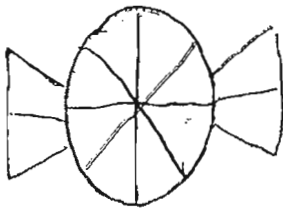
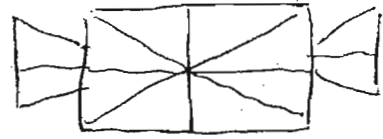

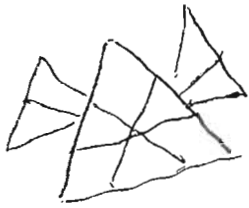
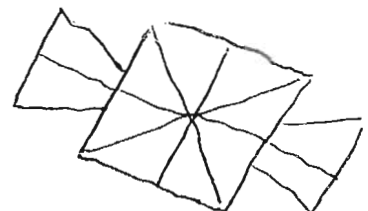
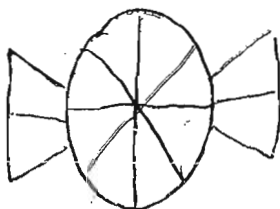
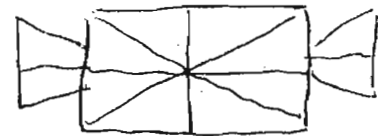


# The Silly Peppermint Candy Shapes




©TeachWithMe.com

# The Silly Peppermint Candy Shapes



©TeachWithMe.com

Santa's Elves are tired of making the same old candy canes so they are experimenting with the shape. See if you can identify all the goofy peppermint candy shapes they have come up with. TRACE the shapes with a RED crayon and put red STRIPES on them.



candy canes


Santa's Elves are tired of making the same old candy canes so they are experimenting with the shape. See if you can identify all the goofy peppermint candy shapes they have come up with. TRACE the shapes with a RED crayon and put red STRIPES on them.



candy canes


This peppermint candy is  
a triangle.

triangle,




This peppermint candy is  
a triangle.

triangle,



This peppermint candy is  
a rectangle.



rectangle


This peppermint candy is  
a rectangle.



rectangle


This peppermint candy is  
an oval.

oval



This peppermint candy is  
an oval.


oval



This peppermint candy is  
a heart.


6

heart



This peppermint candy is  
a heart.


heart



6


This peppermint candy is  
a square.

square




This peppermint candy is  
a square.

square




This peppermint candy is  
a circle.

circle



This peppermint candy is  
a circle.

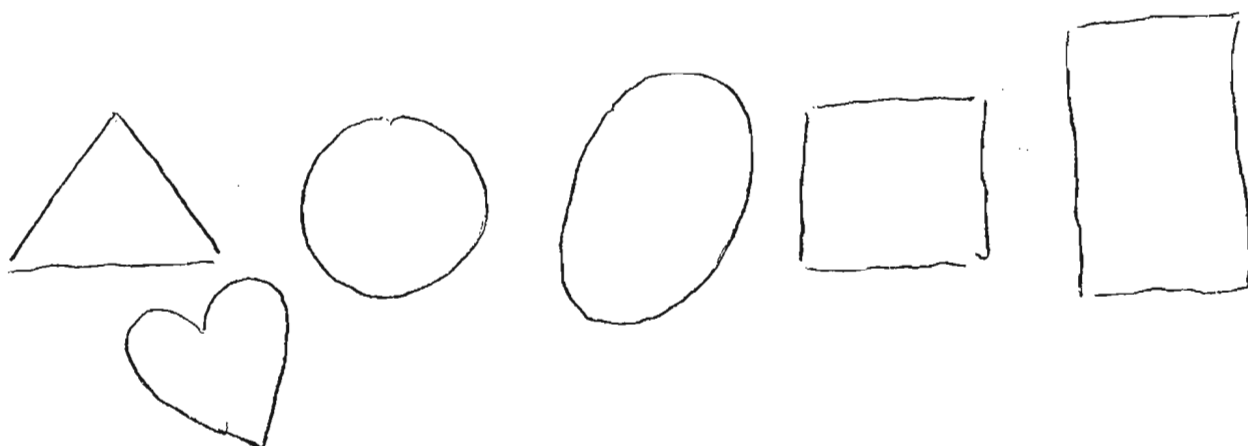
circle





I liked this shaped  
peppermint the best.

Teacher GRAPH the results.



I liked this shaped  
peppermint the best.

Teacher GRAPH the results.

