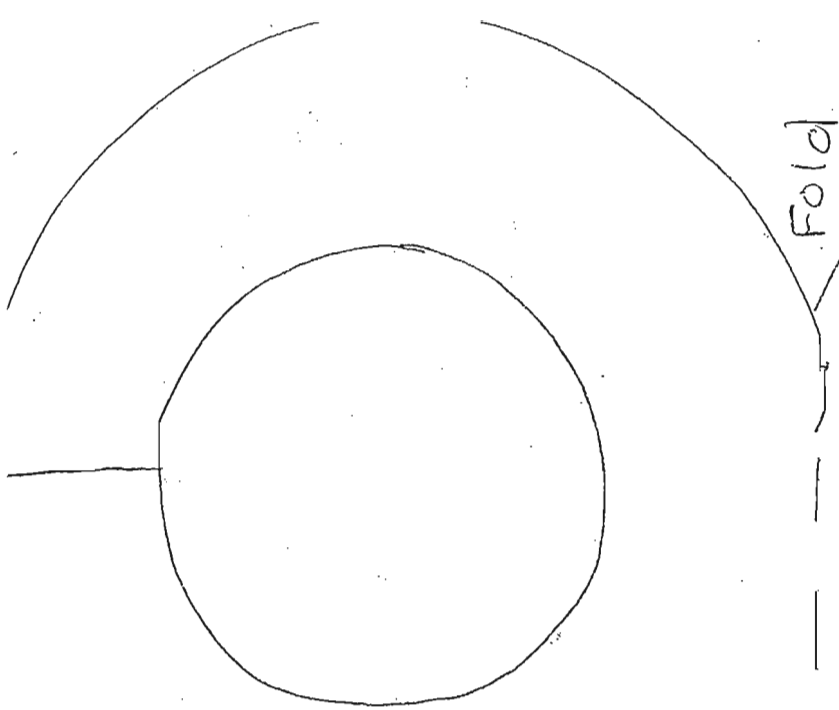


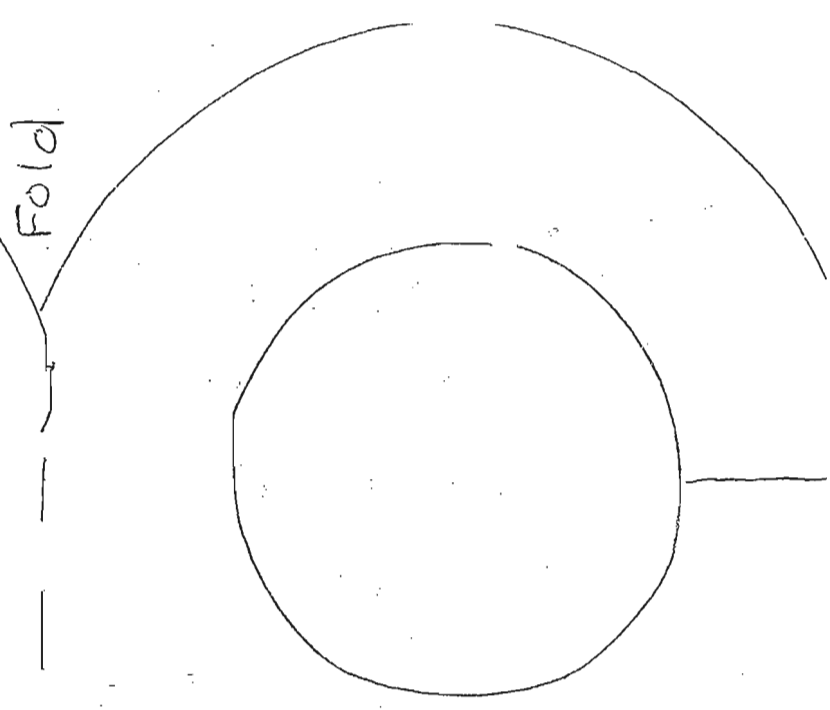


# Trees

Christmas Tree Unit  
©TeachWithMe.com

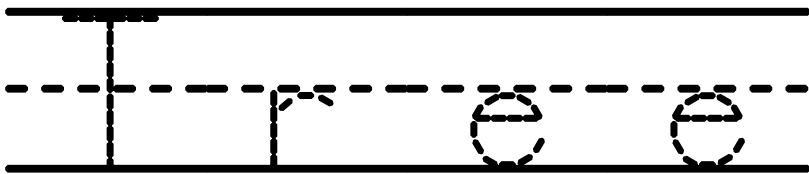
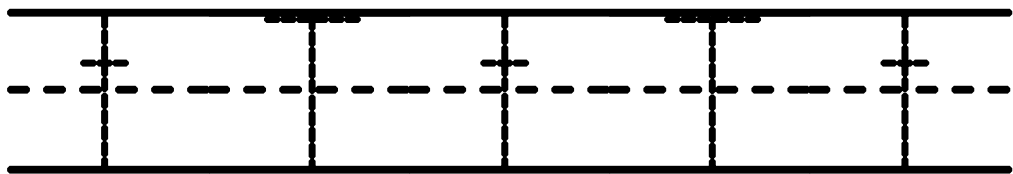
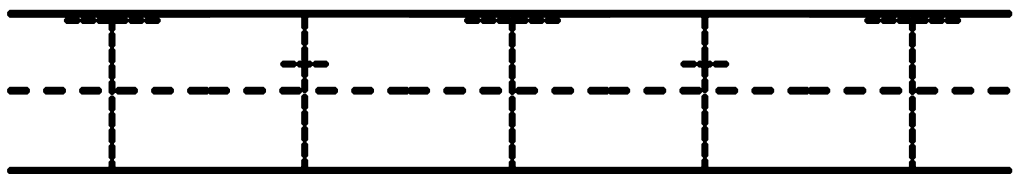


**Do NOT Disturb!**



**ENTER at your  
own risk!**






Write some Tt's on your own on the bottom.

WRITE your name on the TOP of the paper.  
FIND your name in the picture and CIRCLE it.



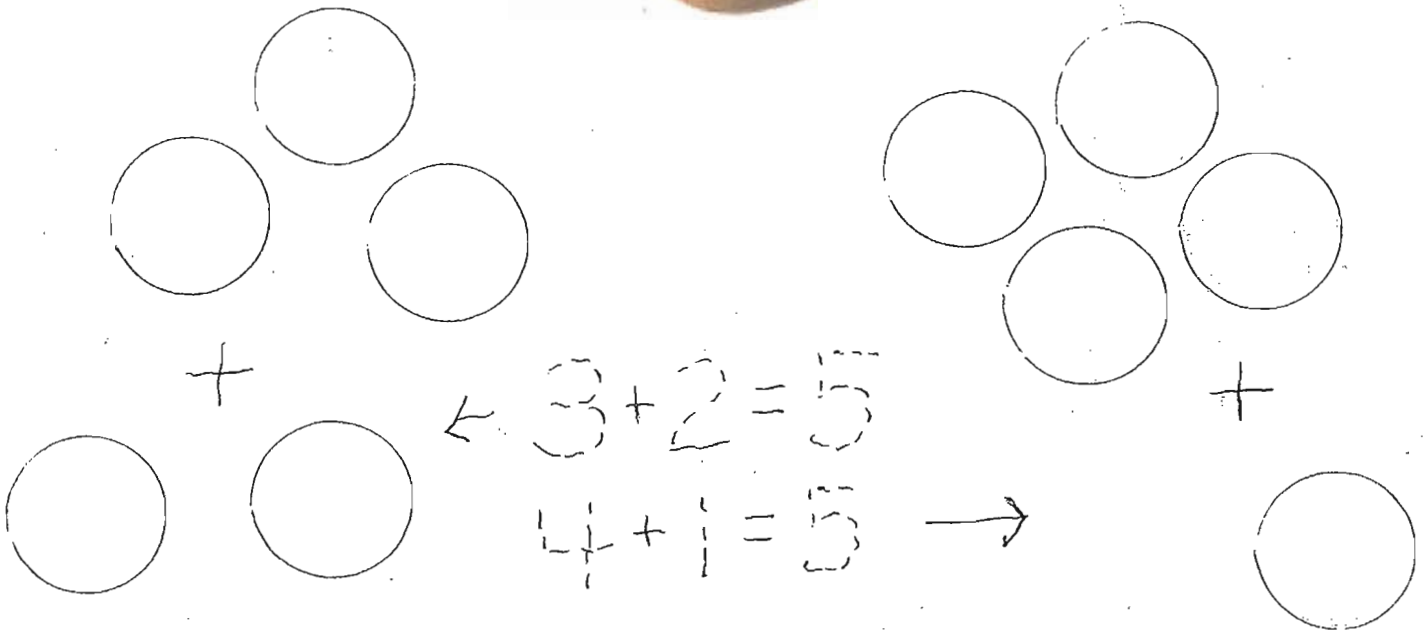
Choose 2 Colors & Bingo Dot an **ABAB** PATTERN!



## Bingo Dot A Group Or Set Of 5

$$3+2=5 \text{ or } 4+1=5$$


- Circle the group/set that you are going to make.
- Use a DIFFERENT color for the 2 different sets.



# Bingo dot a group / set of 10

5 + 5 again, 5 + 5 = 10.

Use a DIFFERENT color for each set of 5.



Bingo Dot A Group/Set Of \_\_\_\_\_.

Use A DIFFERENT color for each of the sets.

TRACE your equation.






©TeachWithMe.com 2008



Connect The Dots  
Count By 10's to 100

©TeachWithMe.com 2008



70

80


50

40

70

60

Connect The Dots



2

30

3

29

4

28

27

5  
6

26

7

25

8

24

23

9  
10

22

11

21

12

20

19

18

15

14


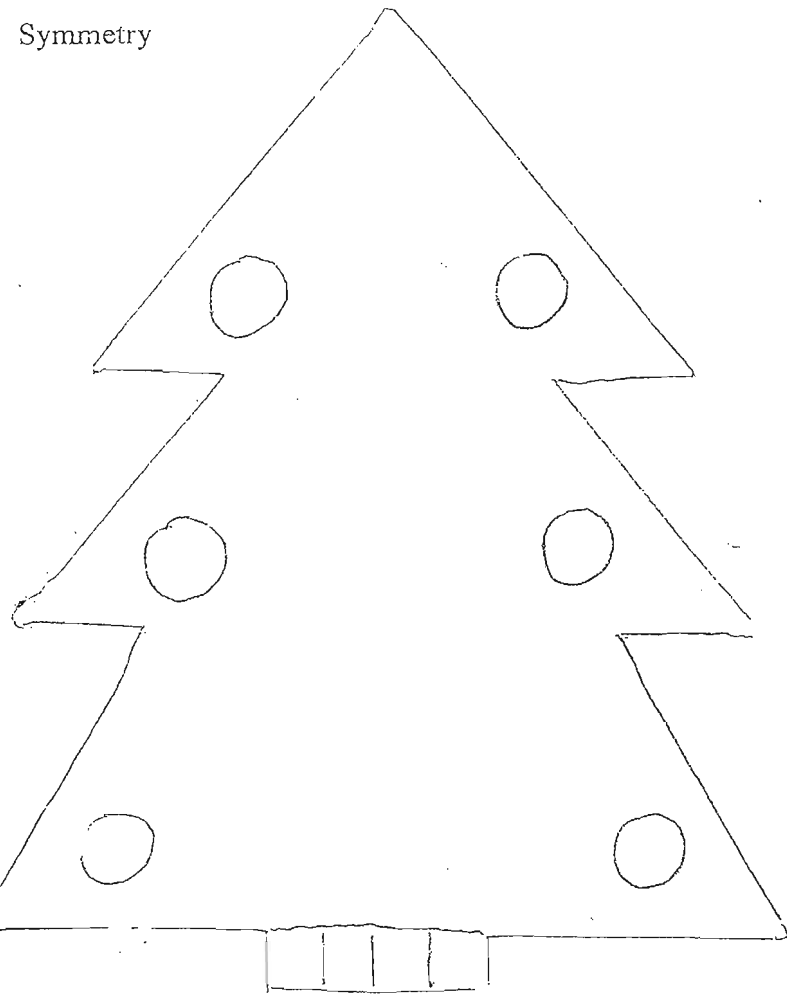
13

17

16


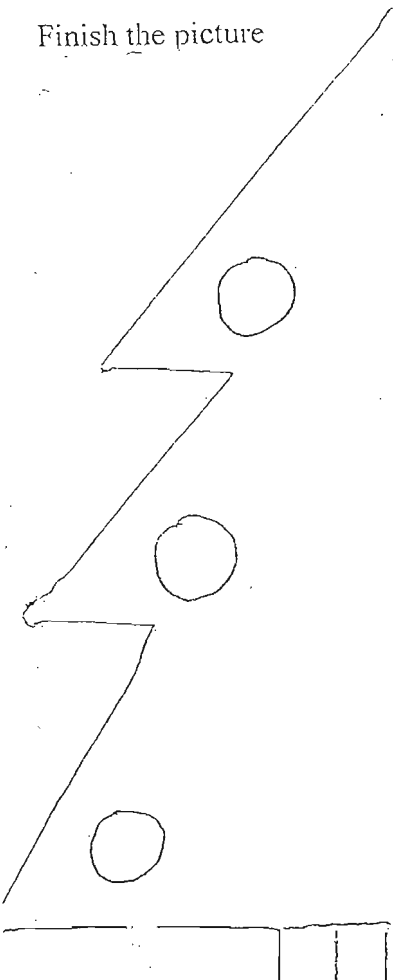
Symmetry

©TeachWithMe.com



Finish the picture

©TeachWithMe.com




## Directions:


- ❖ Choose a partner.
- ❖ Roll the dice to see who goes 1<sup>st</sup>.
- ❖ High number wins.
- ❖ Whatever number you roll, TRACE that CIRCLE & number.
- ❖ Use a different color for each ornament.
- ❖ Trace the tree green.
- ❖ Trace the trunk brown.
- ❖ Write your name on the paper.
- ❖ The one who completes their tree 1<sup>st</sup> wins.



## Ornaments On A Roll



## Trees On An Addition & Subtraction Roll



### Directions:

- Choose a partner.
- Roll the dice.
- High number goes 1<sup>st</sup>.
- Roll the dice.
- You may add or subtract the dice to get a number.
- Color in that numbered circle on your paper.
- Write the equation on the back of the paper.
- The 1<sup>st</sup> player to color in all of their numbers is the winner.


Christmas Tree Puzzle Game  
Roll The Dice & Deck The Hall!

3

4

5

6



# I Spy!


I Spy Tracing  
©TeachWithMe.com

TRACE the number inside the circle.

TRACE the circle.

Families, please play "I Spy!" with  
your child and reinforce their # recognition.

Thanks!





# I Spy!


I Spy Tracing  
©TeachWithMe.com

TRACE the number inside the circle.

TRACE the circle.

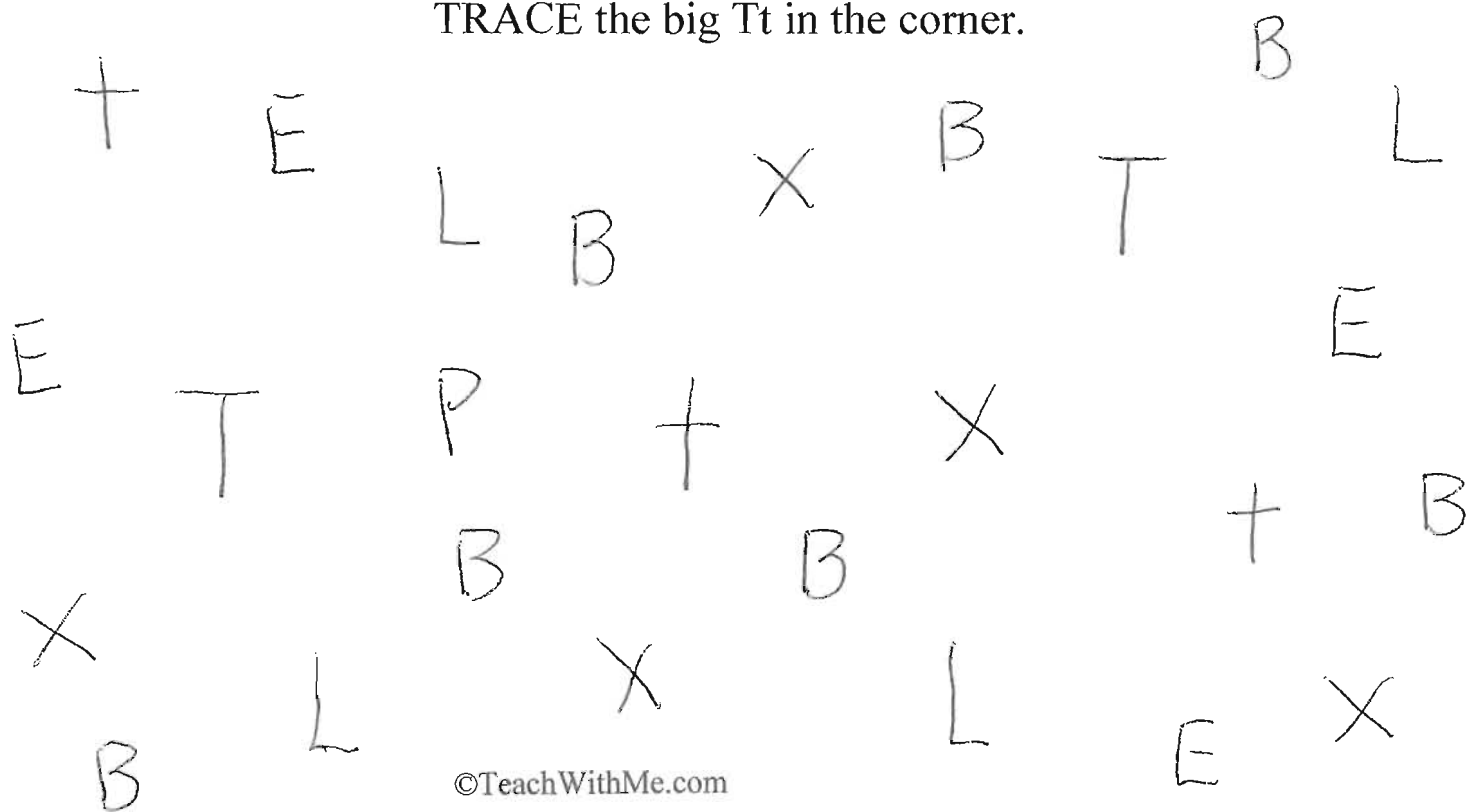
Families, please play "I Spy!" with  
your child and reinforce their # recognition.

Thanks!





Christmas TREE begins with the letter Tt. Find and CIRCLE all the upper and lowercase Tt's. There are 10.  
TRACE the big Tt in the corner.



Put an X on the trees in a row to match the number next to it.

1



2



3



4




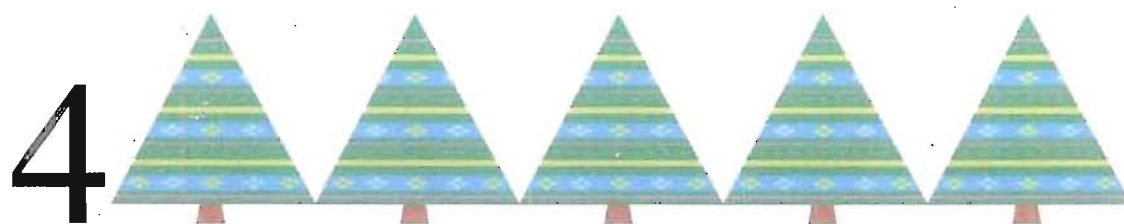

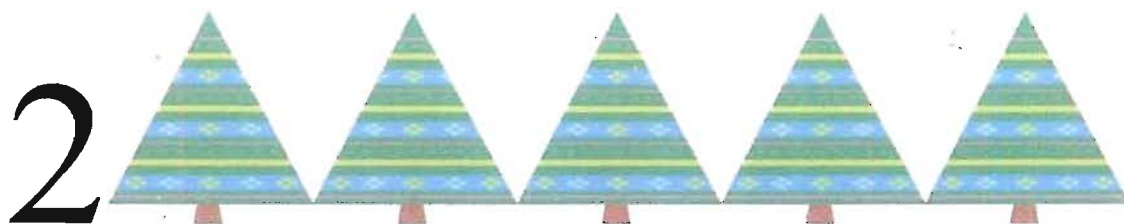
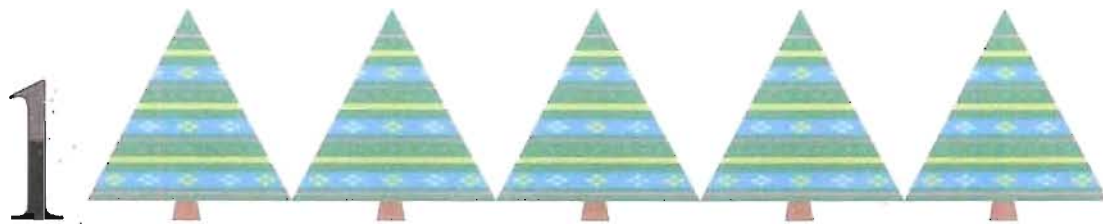
5



Number Fun!




Put an X on the correct number of trees that match the number in the row next to it.




Hearts red  
Circles orange  
Square blue  
Rectangles purple  
Triangles yellow  
Tree green







COLOR the shapes the same colors as the ones on the tree.  
 Count the shapes. Using the matching color crayon, put that many X's in the box.  
 Graph The Tree ©TeachWithMe.com 2008








COLOR the shapes the same colors as the ones on the tree.  
 Count the shapes. Using the matching color crayon, put that many X's in the box.  
 Graph The Tree ©TeachWithMe.com 2008

Graph With Me  
Graph The Tree!





**COLOR** the shapes.

Hearts red  
Circles orange  
Square blue  
Rectangles purple  
Triangles yellow  
Tree green



COLOR the shapes the same colors as the ones on the tree.  
 Count the shapes. Using the matching color crayon, put that many X's in the box.  
 Graph The Tree ©TeachWithMe.com 2008

COLOR the shapes the same colors as the ones on the tree.  
 Count the shapes. Using the matching color crayon, put that many X's in the box.  
 Graph The Tree ©TeachWithMe.com 2008



## MORE THAN & LESS THAN

CIRCLE the group/set that has MORE Christmas trees  
This group is greater than the other group.



$$6 > 5$$





CIRCLE the group/set that has LESS  
Christmas trees. This group is less than  
the other group.



$$5 < 6$$





Match the dotted box to the matching #'d box. Cut it out and glue it to the bottom of it.

1

2


3

4

5




# Ordinal Numbers

- ❖ Draw 3 red balls on the 2<sup>nd</sup> tree.
- ❖ Draw a yellow star on the 1<sup>st</sup> tree.
- ❖ Draw some purple garland on the 4<sup>th</sup> tree.
- ❖ COLOR the trunk of the 3<sup>rd</sup> tree brown.
- ❖ TRACE the 5<sup>th</sup> tree green.





Complete the PATTERN



©TeachWithMe.com 2008





# Christmas Tree Similarities & Differences

There is a spy, one that is different, in each row. Zap it with an X.



# Christmas Tree Sort

©TeachWithMe.com



Christmas trees come in all different sizes. Cut, sort and glue them to the correct small, medium & large boxes.

small

medium

large

# Sorting

Here are some things you can do with these Christmas trees.  
Your teacher will tell you what she wants you to do with your Christmas trees.

- ❖ **CUT** out the Christmas trees below and sort them into **small** and **large** piles.
- ❖ Sequence the numbers. Put them in order from 1-10
- ❖ Put all the **EVEN** numbers in one pile.
- ❖ Put all the **ODD** numbers in another pile.
- ❖ **GLUE** your Christmas trees in a group of how your teacher wants you to glue them.





# Sorting Sheet:

Small

Large

## Sorting Sheet:

## Odd

# Even

# Sorting Sheet:

**Objects Sequenced In Order**

**1 2 3 4 5 6 7 8 9 10**

---

Put the correct number of tally marks next to the number.

1

2

3

4

5

6

7

8

9

10

**Tally Ho!**



Stamp a group/set of

\_\_\_\_\_.

**What's Missing? Find the missing link.**




**What's Missing? Fill in the missing link.**





**What's Missing? Fill in the missing link.**





# COUNTING:

Fill in the missing numbers.



1				
		8		
	12			
			19	
				25



# COUNTING:

Fill in the missing numbers.






# ALPHABET

Fill in the missing letters.



A				
		H		
	L			
		R		
	V		X	



Uppercase



# ALPHABET

Fill in the missing letters.






Uppercase

# ALPHABET

Fill in the missing letters.



a				
			i	
	l			
		r		
				y



z
---

Lowercase

# ALPHABET

Fill in the missing letters.







--

Lowercase

Get the ornament to the tree.



Start ✓



Finish ↓

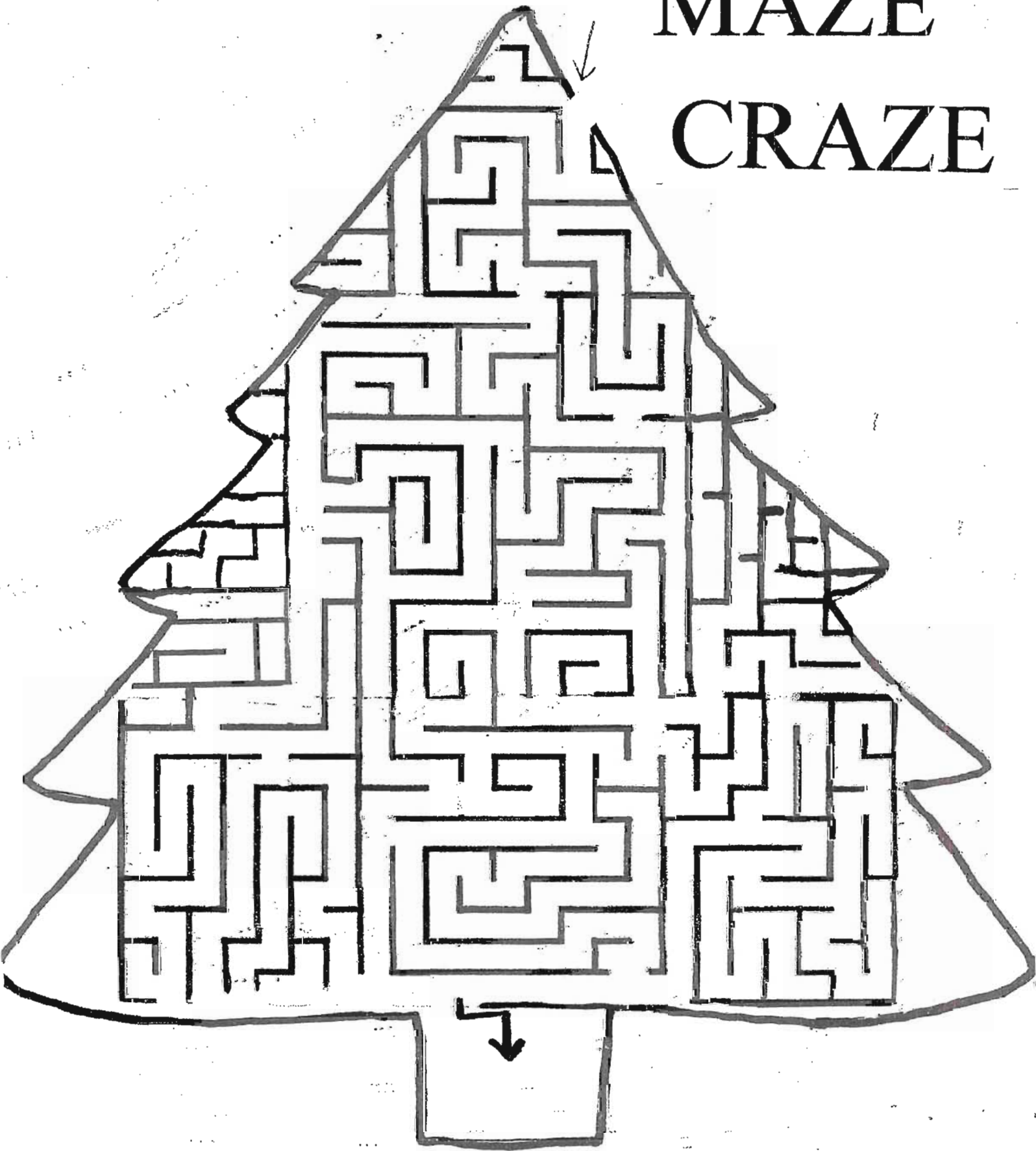
# Maze Craze






Find Your Way Through The MAZE  
How many ways can you find?

# MAZE CRAZE





Pinch & Poke



Match the number to the word.

Use a DIFFERENT color for each one.



1

five



2

one



3

four



4

two



5

three

Match the number to the word.

Use a DIFFERENT color for each one.



6

eight



7

seven



8

ten




9

six




10

nine



Snip & Cut


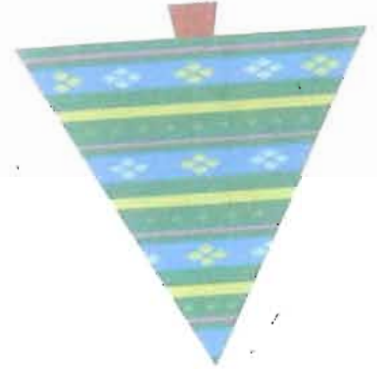

©TeachWithMe.com



Snip & Cut

©TeachWithMe.com

©TeachWithMe.com



©TeachWithMe.com

SNIP & CUT





1

1

—

one

2

2

—

two

3

3

—

three

4

4

—


four

5

5

—

five



Number Fun!





6

6

\_\_\_\_\_

six



7

7

\_\_\_\_\_

seven

8

8

\_\_\_\_\_

eight

9

9

\_\_\_\_\_


nine

10

10

\_\_\_\_\_

ten



Number Fun!



TRACE and WRITE the spatial direction words.

©TeachWithMe.com



above

\_\_\_\_\_

beside

\_\_\_\_\_

left

\_\_\_\_\_

right

\_\_\_\_\_

on

\_\_\_\_\_

under

\_\_\_\_\_

between

\_\_\_\_\_

behind

\_\_\_\_\_



Pencil Tree Topper  
Cut out tree/  
Cut on lines to make slits.  
Insert pencil. Enjoy.




Look how well I wrote my name!



Look how well I wrote my name!

TRACE the lines on the tree.  
Use DIFFERENT colors.



TRACE the lines on the tree.  
Use DIFFERENT colors.









## December Writing Prompts

1. It's the annual Holly Ball and you're in charge. I want details from the invitations, who's coming to the menu, decorations, and party games.
2. Santa's reindeer stopped at your house. Rudolph stomped too hard and the sled, reindeer and all came crashing in to your living room. What's happening? What do you do?
3. It's the biggest blizzard yet; and Santa needs your help delivering the toys in your neighborhood? How can you help?
4. Or...It's the biggest blizzard yet and your family's snowed in for a week! How do you celebrate Christmas with no electricity? Pretend it's the "good old days of yester-year!"
5. You go caroling with some friends; when you turn around to see why you're not hearing the soprano high notes of your best friend, you discover her missing! Where has she gone? What do you do? Solve the mystery of the soloist.
6. You're at the mall. "Santa" has just snatched 2 very wealthy children and is running away with them! What's happening? What do you do? Who really is this Santa-wanna-be?
7. It's rush hour traffic and everyone is in a hurry to get home for Christmas vacation. No one seems to notice the little boy and girl carrying a suitcase, followed by a shaggy dog, who are walking down the highway. What's their story? Do you stop?
8. Everyone's left the school for Christmas vacation. You've helped clean up and are the last one to leave. As you walk down the hallway, you notice they've been security chained and have a lock on them. You can't get out and your cell phone is dead. Plus you just locked the classroom door! You're stuck in the hallway! What do you do?
9. You can have anything you want for Christmas? What is it and why do you want it?
10. You've just won a \$5,000 dollar Christmas shopping spree at the local mall! What are you going to buy, for whom and why?





## December Punctuation

Fill in the correct punctuation with a ( . ! ? )

1. Merry Christmas
2. What do you want for Christmas
3. Hooray      It's snowing outside
4. My grandparents are coming for the holidays
5. Would you like to go shopping with us
6. I visited Santa today
7. My mom and I wrapped presents today
8. We decorated our tree with wooden ornaments
9. We cut down our tree
10. Would you like to go caroling after school

Christmas  
tree  
bell  
santa  
snow  
sleigh  
present  
wreath  
holly  
carols  
shovel  
vacation  
gingerbread  
candy cane

decorate  
stocking  
reindeer  
chimney  
elves  
ornament  
shop  
give  
wrap  
sing  
candles  
card

G hristmas

W ord

F ind

ChristmasxvchrtrebeWreyiph  
treebellhoysnsaprslehshholly  
snprebreasantapresentachuv  
snowslewrxbsleighvwreath  
vacgingcarolsbvbelSaishovel  
pobcvacfrijcptrmtvacationva  
candycanebtudeegingerbread  
canghstockinggdiakeljasstev  
cchimneyelvesornamentsshop  
gigiverrwrawrapsnsinggc card  
ccandlesflreindeerdldecorate


Christmas  
tree  
bell  
santa  
snow  
sleigh  
present  
wreath  
holly  
carols  
shovel  
vacation  
gingerbread  
candy cane


decorate  
stocking  
reindeer  
chimney  
elves  
ornament  
shop  
give  
wrap  
sing  
candles  
card

Christmas  
Word  
Find

\*  
Christmasxvchrtrebewreyiph  
treebellhoysnsaprslehshholly  
snprebreasantapresentachuv  
snowslewraxbsleighvwreath  
vacgingcarolsbvbelsaishovel  
pobcvacfrijcptrmtvacationva  
candycanebtudeegingerbread  
canghstockinggdiakeljasstev  
cchimneyelvesornamentshop  
gigiverrwrapsnsinggcard  
ccandlesfreindeerdldecorate

\*  
Answer Key





Tree Slider


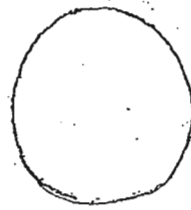


0 1 2 3 4 5 6 7 8 9 10

A B C D E F G H I

J K L M N O P Q R S T

U V W X Y Z



@TeachWithMe.com Sliders

Students Can  
Color + tie  
Shapes

Cut Out Sliders. Insert Into Slider Christmas tree Slits.

Slits to review numbers, letters & shapes.

For the alphabet Slider glue 2nd Strip "J" under "I" & 3rd Strip "U" under "T". To Avoid accidentally pulling out Strips you can glue a longer strip of paper on the end & then simply fold the strip in & pull the strip out to change to another slider.

## Christmas Tree Info-Strip Slider

### Materials:

- Construction paper
- Scissors
- Glue sticks (If you want to back with construction paper)

### Directions:

#### Prep:

- Run off master.
- Pre-cut slider strips
- Pre-cut slits in slider shape

#### The next day...

1. Children CUT out their slider shape. (You can mount it on a complimentary colored sheet of construction paper for more durability.)
2. Students WRITE their name on the BACK of their slider shape.
3. Children insert slider strip from the back to the front. Teacher decides what slider students will be working on. (ABC, 123, Shapes)
4. As a whole group, we use the manipulative to review the information on the slider.
5. I encourage the children to do it again for their parents and include a note about the slider in my newsletter.
6. I ask parents to ask their child to share their slider with them. It helps reinforce lessons, builds self-esteem, and shows their child that they care about what they are learning in school.
7. Since we have a slider for each theme, they make a nice collection. My students love collecting them.
8. Sliders are a nice quick and easy art project that nails and reviews several report card standards in a fun way. It's a great fine motor skill as well.
9. After my students are done with their slider, they clean up their work station, leave their slider at the table and transition to a Tummy Tubby Time activity. When everyone is done, they get their slider and sit on our *Circle of Friends* carpet.
10. Depending on time, we insert 1 or 2 sliders and review the material as a whole group. I'll have them put the shortest shape slider strip in, take the other sliders back to their desk, and we'll review body parts (put your slider on your elbow, knee, wrist etc.), then we'll use it for spatial directions; (put your slider on, behind, above, beside you.) We'll finish up with the *Slider Pokey* and finally "Blast Off" counting from 10-0 and then go put our sliders in our backpacks. ☺



## **Body Part Identification**

- ❖ Put the Christmas tree on your shoulder.
- ❖ Put the Christmas tree on your shin.
- ❖ Put the Christmas tree on your knee.
- ❖ Put the Christmas tree on your elbow.
- ❖ Put the Christmas tree on your leg.
- ❖ Put the Christmas tree on your wrist.
- ❖ Put the Christmas tree on your thigh.
- ❖ Put the Christmas tree on your forehead.
- ❖ Put the Christmas tree on your waist.
- ❖ Put the Christmas tree on your hip.
- ❖ Put the Christmas tree on your left hand.
- ❖ Put the Christmas tree on your right hand.
- ❖ Put the Christmas tree on your palm.
- ❖ Put the Christmas tree on your head.
- ❖ Put the Christmas tree on your heel.
- ❖ Put the Christmas tree on your toes.
- ❖ Put the Christmas tree on your foot.
- ❖ Put the Christmas tree on your back.
- ❖ Put the Christmas tree on your neck.
  - Turn around.
  - Sit down.
  - You're done.
  - Having fun?



## **Christmas Tree Pokey**

Put your Christmas tree in  
Take your Christmas tree out  
Put your Christmas tree in  
Now you shake it all about  
You do the Christmas Tree Pokey and you turn your self around.  
That's what it's all about.

You put your Christmas tree up.  
You put your Christmas tree down.  
Your put your Christmas tree up.  
Now your twirl it all around.  
You do the Christmas Tree Pokey and you turn your self around.  
That's what it's all about.

You put your Christmas tree to the left.  
You put your Christmas tree to the right.  
You put your Christmas tree to the left.  
Now you hide it out of sight.  
You do the Christmas Tree Pokey and you turn your self around.  
That's what it's all about.

You do the Christmas Tree Pokey.  
You do the Christmas Tree Pokey.  
You do the Christmas Tree Pokey.  
Twinkle Twinkle Twinkle  
Twinkle Shine!



Has done “tree-mendous” work  
during our  
Christmas Unit this week!  
Keep up the glittering work!  
I’m proud of you!



Teacher: \_\_\_\_\_

Date: \_\_\_\_\_

Congratulations!

Has done "Tree-mendous" work!

teacher

date

Congratulations!

Has done "Tree-mendous" work!

teacher

date





## **D**ecember Bibliography

---

These are my collection of books that I have in 3 laundry baskets for my students to read during the month of December.  
They are my recommended favorites.

### **Children's Books:**

1. A Chipmunk Christmas, Bagdasarian \$10.95 (I have the CD too.)
2. A Christmas Carol ( a Fun-to-read fairy tale book) \$3.99
3. A Letter To Santa, (A Barnes & Noble Book) \$9.95
4. An ABC Christmas, Houts \$5.99
5. Arthur's Christmas, Brown \$4.50
6. Baby Angels, Cowen-Fletcher \$12.95
7. Baby's Christmas by Ester Wilkin, Illustrated by Eloise Wilkin (A little Golden Book) \$3.99
8. Birth of Jesus Story Cube \$6.95
9. Blue's 12 Days of Christmas, Lukas \$9.99
10. Christmas Angel \$4.99
11. Christmas Buttons (Necco Candy Book) \$5.99
12. Christmas Cats, Marzollo \$3.99
13. Christmas In The Big Woods, Wilder \$3.99
14. Christmas is Coming With Ruth J. Morehead's Holly Babes \$2.25
15. Christmas Is...For Me! Tangvald \$3.99
16. Christmas Kisses (Originally Baby Bear's Christmas Kiss), Prater \$5.95
17. Christmas Magic, Garland \$6.95
18. Christmas Morning \$4.95
19. Christmas Play, De Jonge Illustrated by Sam Butcher \$9.99
20. Christmas Song of the North (A parody of The 12 Days of Christmas), Bonicatto & Holman \$3.99
21. Christmas Stories, A Keepsake Collection Publications Int. \$16.95

22. Christmas Stories and Poems, Illustrated by McCue \$2.95
23. Curious Camel \$5.99
24. Franklin's Christmas Gift, Beurgeois & Clark \$4.50
25. Great Bible Stories: The Story Of Jesus \$5.95
26. Hark! The Herald Angels Sing (A pop-up book) \$5.99
27. Hello Kitty Hello Christmas! Illustrated by Glaser \$12.95
28. Here Comes Santa Claus, (Gene Autry's song) \$16.99
29. How God Decorates Heaven For Christmas, Mehl \$9.99
30. If You Take A Mouse To The Movies, Numberoff \$3.99
31. I See A Star (A Christmas Rebus Story) Marzollo \$7.95
32. Jacob's Gift, Lucado \$14.99
33. Jingle Bear, Cosgrove \$1.95
34. Just Look In The Stable, Tangvald \$3.95
35. Little Critter's The Night Before Christmas, Mayer \$5.99
36. Little Miss Spider: A Christmas Wish, Kirk \$12.95
37. Lola The Elf, DeGroat \$5.99
38. Mary's Christmas Story, Olive \$1.99
39. Mary's First Christmas, Wangerin Jr. \$19.99
40. McDuff's New Friend, Wells \$3.99
41. Merry ABC \$2.99
42. Merry Christmas From Biscuit, Capucilli \$9.95
43. Merry Christmas Grumpy Bunny, Korman \$5.95
44. Mighty Mouse-Santa's Helper, ( A Wonder Book) Sutton .25¢
45. My Christmas Shape Sorter Book \$14.95
46. My Merry Christmas, (A Growing Kid's In God's Light book) \$6.95
47. Noel (A Little Golden book) Muller \$3.99
48. Noni The Christmas Reindeer, Hogstrom .59¢
49. Olive, The Other Reindeer, Seibold \$3.99
50. One Enchanted Christmas, Charleston \$15.99
51. Picture Me As A Reindeer \$4.99
52. Presents For Santa, Ziefert \$2.99
53. Pooh: A Christmas Wish \$4.29
54. Pooh: The Sweetest Christmas \$3.99
55. Rudolph The Red-Nosed Reindeer, Daly \$3.99
56. Rudolph The Red-Nosed Reindeer Shines Again, May \$3.95
57. Santa Cows, Edens \$5.99
58. Santa's Busy Night, Rex \$3.99
59. Santa's Workshop, Lippman \$7.95
60. Santabear's High-flying Adventure, Kletter \$9.95
61. Schnitzel's First Christmas, Wilhelm \$5.00
62. Shake Me! I Jingle! \$4.99
63. Shhh! Sykes, \$3.99
64. Silent Night, ( A Pop-up book) Gruber \$5.95
65. Silent Night, May \$3.50
66. Sing A Song Of Christms (A Happy Day book) Hillert \$3.95
67. Snowman's Christams Friends \$2.49

68. Spinner's Christmas Gift, Ward \$1.95
69. The After-Christmas Tree, Wagner-Tyler \$3.99
70. The Baby Born In A Stable, Kramer \$3.99
71. The Bears' Christmas, Berenstain \$7.95
72. The Best Christmas Gift (A Hide-Away Book)\$9.99
73. The Candymaker's Gift, Haidle \$10.95
74. The Christmas Bear, Mangan & Moss \$5.95
75. The Christmas Story With Ruth J. Morehead's Holly Babes \$3.99
76. The Christmas Tree Angel, (A lift-the-flap book) Parent \$5.95
77. The Christmas Walk \$1.49
78. The Christmas Wooden Soldier (A lift-the-flap book) Parent \$5.95
79. The Cuddly Beasties Christmas Day Book, Better \$6.95
80. The Cuddly Beasties Christmas Party Book, Better, \$6.95
81. The First Christmas Tree, Haidle \$9.95
82. The First Christmas Tree, ( A pop-up book), Tchir \$5.95
83. The Gift Of Christmas, Leeson \$4.95
84. The Gift Of Christmas, Sturges \$6.95
85. The Golden Christmas Tree, Wahl \$10.95
86. The Jesus Tree, Dellinger \$8.99
87. The Joy Of A Peanuts Christmas (50 Years of Holiday Comics! A Hallmark Book) \$6.99
88. The Little Christmas Tree, Ruhmann \$5.99
89. The Little Match Girl, Hans Christian Andersen \$5.99
90. The Mouse's Christmas, Schorsch\$1.99
91. The Newborn King, Robertson \$5.99
92. The Night Before Christmas, Moore / Illustrated by Brett \$3.99
93. The Night Before Christmas, Moore / Illustrated by Engelbreit \$16.99
94. The Night Before Christmas, Moore / Illustrated by Gorsline \$3.25
95. The Night Before Christmas, Moore / Illustrated by Gurney \$3.99
96. The Night Before Christmas, Moore / Illustrated by Loomis \$3.99
97. The Night Before Christmas, Moore / Illustrated by Miles \$2.95
98. The Night Before Christmas, Moore / Illustrated by Pedler \$10.95
99. The Night Before Christmas (A fun-to-read Fairy Tale) \$3.99
100. The Night Before Christmas, Moore / Illustrated by Whately \$16.96
101. The Night Before Christmas, Moore / Illustrated by Wilburn (A Little Golden Book) \$1.95
102. The Night Before The Night Before Christmas, Wing \$3.49
103. The Mouse Before Christmas, Garland \$6.99
104. The Nutcracker, Balducci \$1.99
105. The Pine Tree Parable, Higgs \$7.99
106. The Santa Claus Book, Daly .69¢
107. The Shepherd's Christmas ( A Pop-up book) \$5.99
108. The Shepherd's Christmas, Atchison \$1.99
109. The Stowaway, Elves Walsh \$1.50
110. The Twelve Days of Christmas (A 3-D Tree book) Elini \$9.95
111. The Twelve Days of Christmas, Illustrated by Jan Brett \$5.99

112. Ten Timid Ghosts On A Christmas Night, O'Connell \$3.50
113. Tina Marie's Best Christmas, Mishica \$2.49
114. Twas The Fright Before Christmas, Sierra \$14.95
115. Twinkle Twinkle Christmas Star, Tangvald \$7.99
116. Waiting For Christmas With Ruth J. Morehead's Holly Babes, \$1.99
117. What Nick & Holly Foud In Grandpa's Attic Carlson \$10.99
118. What Santa Can't Do, Cushman \$4.95
119. Yes, Virginia, There Is A Santa Claus, Church \$16.99



These are the ones I read to my students during the month of December. They are my personal favorite Read-Alouds

#### **Books I Read:**

1. All About Christmas A Merry Alphabet Story, Jane \$3.99
2. Bear's Christmas Star, D'Allance \$5.95
3. Bear Stays Up For Christmas, Wilson & Chapman \$14.95
4. Christmas Magic (A Brimax Interactive Hidden Pop-Up Book) \$4.99
5. Christmas Mice! Roberts
6. Christmas Morning, Ryan (A Parody of This is the House That Jack Built) \$6.99
7. Clifford's Christmas, Bridwell \$3.99
8. Count the Days 'til Christmas, Cocca-Leffler \$3.95 (Read when you introduce the December Counting Table.)
9. Counting To Christmas, Tafuri \$15.95
10. Five Little Christmas Trees, Boniface \$5.99
11. Ho Ho Ho, Ha Ha Ha Holly-arious Christmas Knock-Knock Jokes, Hall & Eisenberg \$6.95
12. It Never Hurts To Ask( Achanging picture book illustrated by Mary Engelbreit) \$6.25
13. Jose' Feliciano's Feliz Navidad, Illustrated by Diaz \$2.99
14. Julia Noonan's Twinkle, Twinkle, Little Star, Taylor \$4.95
15. Let's Trim The Tree! (A Lift-the-Flap Book) Chardiet \$4.99
16. Little Porcupine's Christmas, Slate \$2.95 (Like Wombat Divine).
17. Merry Christmas Maisy ( A lift-the-flap book) \$12.99
18. Merry Christmas Mom and Dad, Mercer Mayer \$3.29
19. Mr. Willowby's Christmas Tree, Barry \$15.95
20. O Christmas Tree, Trafton O'Neal \$8.99
21. Peef the Christmas Bear, Hegg \$15.95
22. Polar Express, Van Allsburg \$19.95
23. Room For A Little One: A Christmas Tale, Waddell \$12.95
24. Rudolph The Red-Nosed Reindeer (The original story of Rudolph), Robert May \$16.99

25. Santa Mouse, Brown \$10.95
26. Santa Mouse Where Are You? Brown \$10.95
27. Santa's Suit (A Touch & Feel book), Lee \$10.95
28. Santa's Surprise Pop-Up, Faulkner & Lambert \$12.99
29. Snappy Little Christmas Pop-Up \$12.95
30. Snappy Little Snowtime Pop-Up \$12.95
31. Steven Kellogg's song: Santa Claus Is Comin' To Town, Coots & Gillespie \$15.99
32. Stories of Santa (Up )n The Housetop, Jolly Old St. Nicholas-A Hallmark book) \$9.99
33. Teddy Bears Trim the Tree (A Christmas Pull-the-tab book), Williams \$14.95
34. The Bear Santa Claus Forgot, Kimpton \$\$3.99 (Plush Bear goes with the story.)
35. The Donkey's Christmas Song, Tafuri \$5.99
36. The Night Before Christmas, Moore / Illustrated by Fujikawa \$9.95
37. The Night Before Christmas, (A pop-up) Moore / Illustrated by Patrick \$2.95
38. The Littlest Angel, Dubowski \$1.39
39. The 12 Bugs of Christmas ( A pop-up counting book) Carter, \$14.95
40. This Is The Star, Dunbar \$6.95
41. Truffle's Christmas, Currey \$14.95
42. Twas The Day After Christmas ( A Lift-the-flap book) Smith, \$5.99
43. Where Do You Sleep, Little One? Hooper \$4.95
44. Wombat Divine, Fox \$3.99

### **Musical Books**

1. A Chipmunk Christmas (**Play CD**)
2. Jingle Bells \$4.95
3. Play-A-Song Christmas Songs \$14.95
4. Pooh's Christmas Songs \$14.95
5. Silent Night \$4.97
6. Snoopy's Christmas Tree \$5.99
7. The 12 Dogs of Christmas, By Emma Kragen (Age 7) (**Play CD**)

### **Multi-Cultural Christmas Books:**

#### **Kwanzaa:**

1. A Kwanzaa Celebraton Pop-Up Book, Williams \$12.95
2. K is for Kwanzaa (A Kwanzaa Alphabet Book) \$4.95
3. Kwanzaa, Riehecky \$3.95
4. Kwanzaa Kids, Holub \$6.99
5. Kwanzaa, A Sticker Activity Book, Hudson \$2.95
6. My First Kwanzaa Book, Newton-Chocolate \$5.99
7. Seven Candles For Kwanzaa, Pinkney \$5.99
8. The Chanukkah Guest, Kimmel \$2.95
9. Together for Kwanzaa, Ford \$3.25

### **Chanukah**

1. A Jewish Holiday ABC, Drucker & Pocock \$2.95
2. Chanukah A joyous Celebration, Rabbi Daniel S. Wolk \$9.95
3. Chanukah Bugs Pop-Up, Carter \$10.95
4. Count The Days of Hanukkah, Herman \$3.95
5. Happy Hanukkah, Biscuit! Capucilli \$6.99
6. Hanukkah, The Festival of Lights, Soloff-Levy \$2.99
7. It's Hanukkah! Modesitt \$3.99
8. Latkes and Applesauce (A Hanukkah Story), Manushkin \$4.99
9. Light The Candles (A Hanukkah Lift-the-Flap Book) Holub \$6.99
10. My Hanukkah Book, Colen \$3.95
11. Rookie Read-About Holidays Chanukah, Marx \$5.95
12. The Matzah That Papa Brought Home, Manushkin \$2.95
13. What Is Hanukkah (A lift-The-Flap Story) Ziefert \$6.95

### **Others:** (Hispanic)

1. Jose' Feliciano's Feliz Navidad, Illustrated by Diaz \$2.99 (Read when you teach the children to sing this song. Pass out the maracas.)
2. Las Posadas (An Hispanic Christmas Celebration), Hoyt-Goldsmith \$6.95

