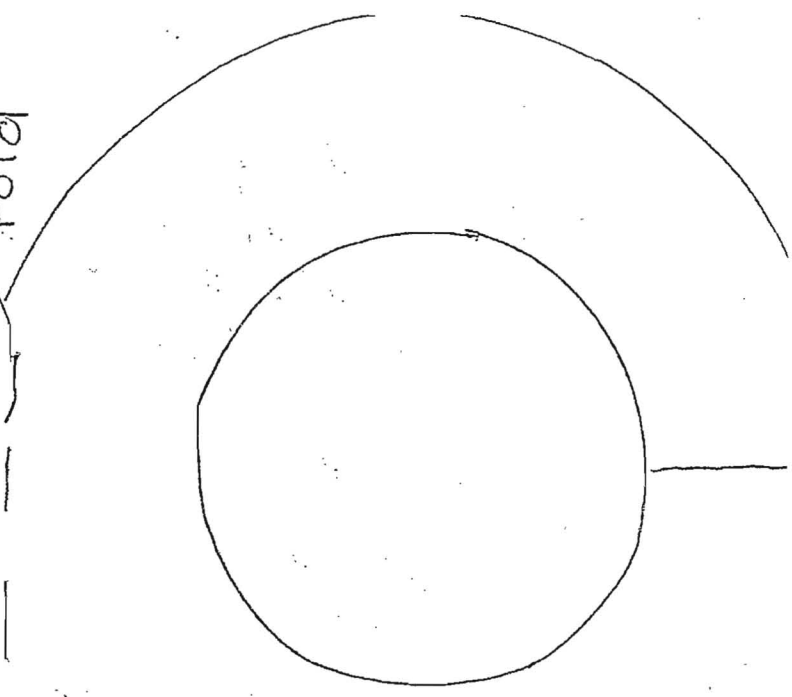
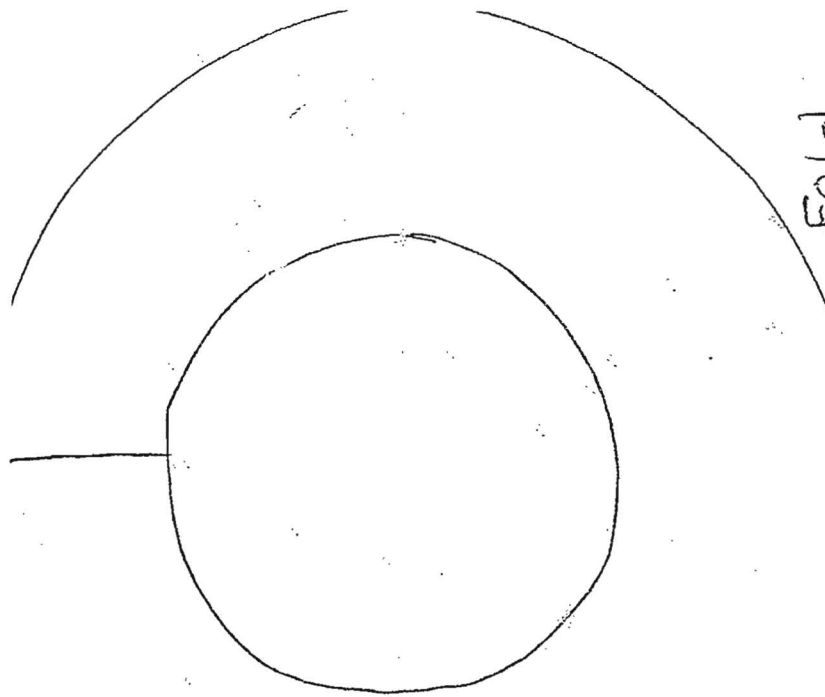


# Gingerbread Unit



**Do NOT Disturb!**

**ENTER at your own risk!**





Gg

Gg Gg



Gingerbread

Write some Gg's on your own on the bottom.

WRITE your name on the TOP of the paper.  
FIND your name in the picture and CIRCLE it.



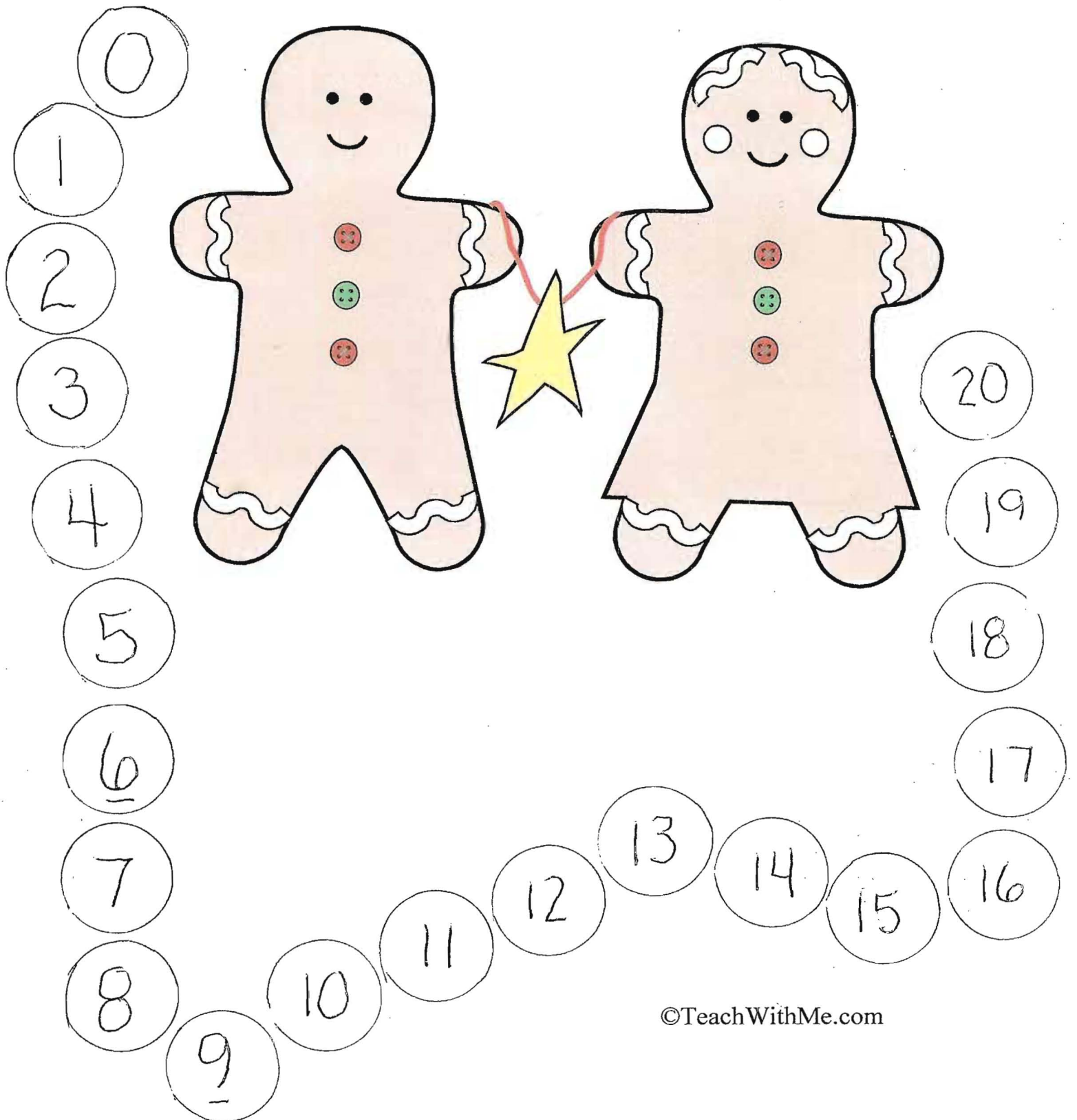






Bingo  
Dot  
I spy

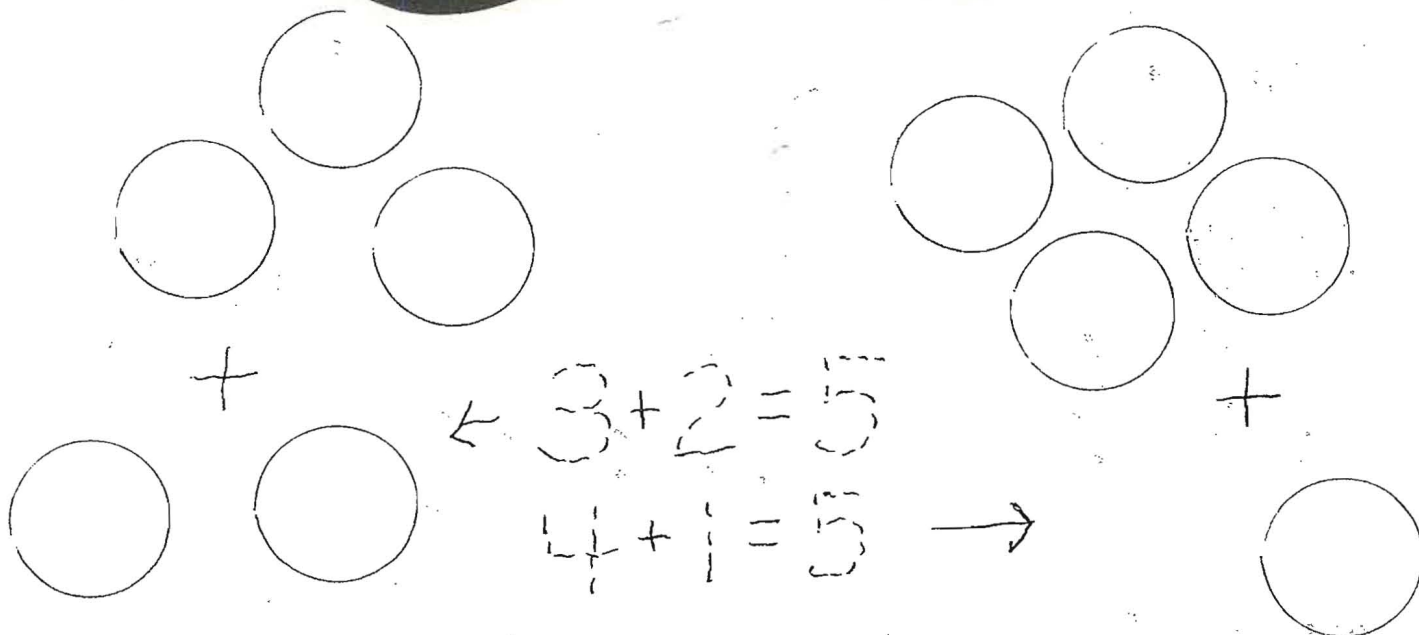

Choose 2 Colors & Bingo Dot an **ABAB** PATTERN!



## Bingo Dot A Group Or Set Of 5

$$3+2=5 \text{ or } 4+1=5$$

- Circle the group/set that you are going to make.  
Use a DIFFERENT color for the 2 different sets.






# Bingo dot a group / set of 10

$5 + 5$  again,  $5 + 5 = 10$ .

Use a DIFFERENT color for each set of 5.

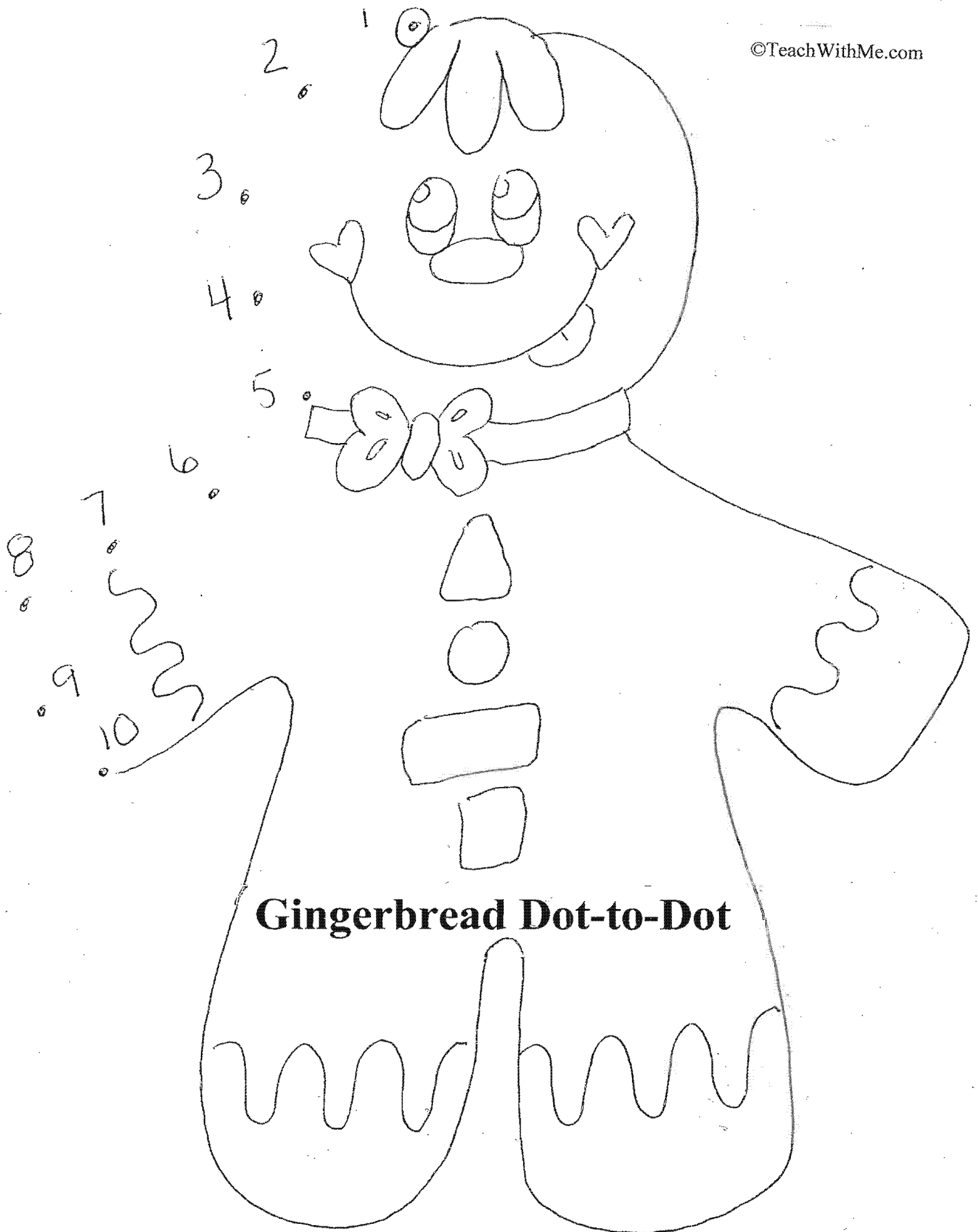


Bingo Dot A Group/Set Of \_\_\_\_\_.

Use A DIFFERENT color for each of the sets.

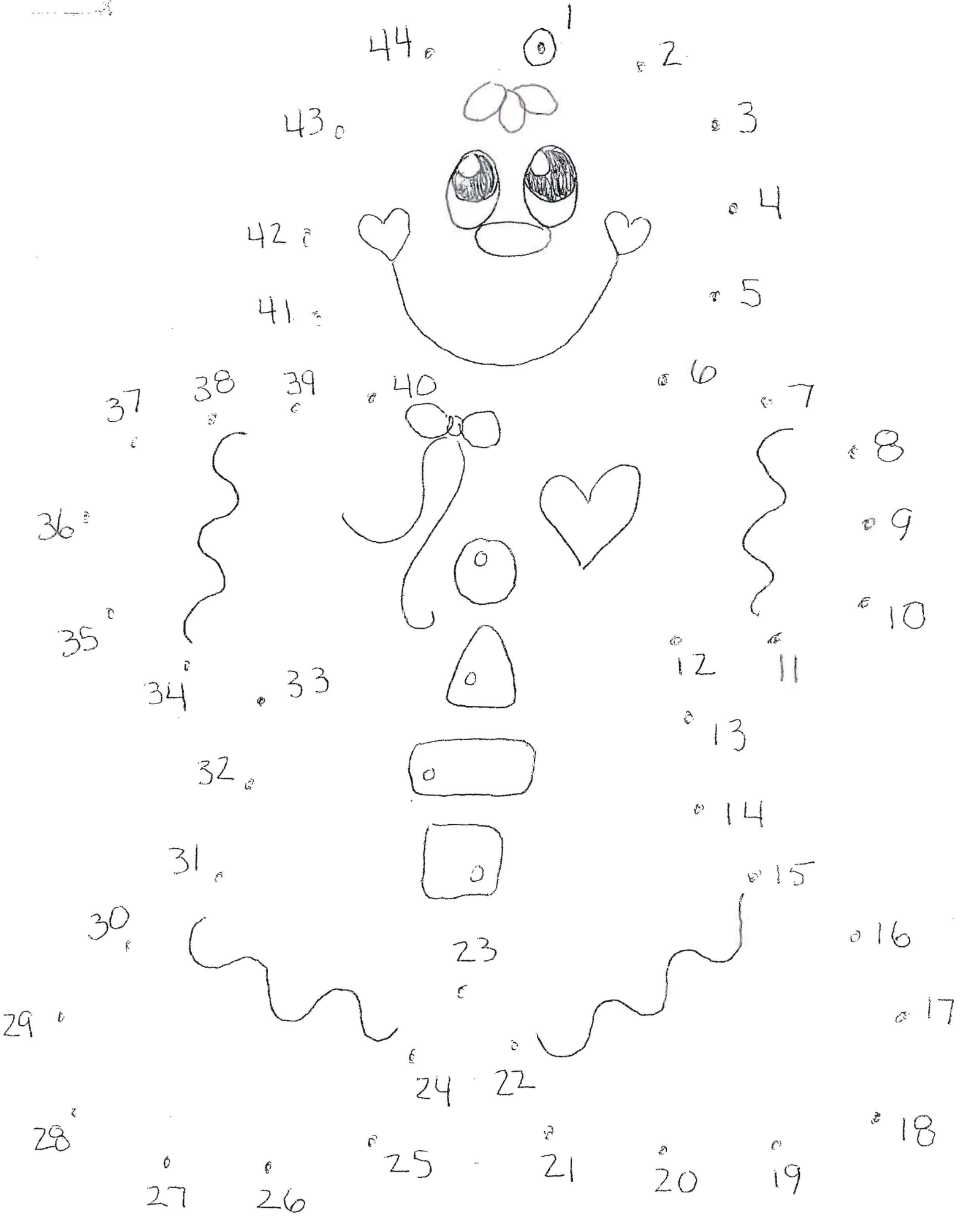
TRACE your equation.







**Gingerbread Dot-to-Dot**








# Dot-to-Dot



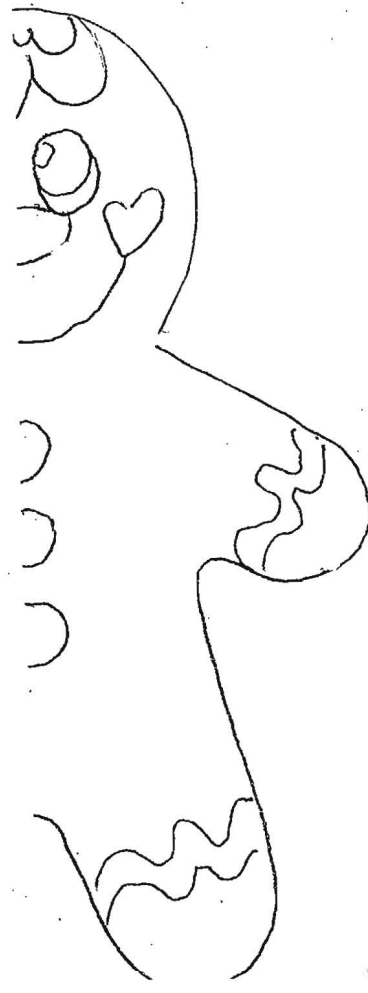
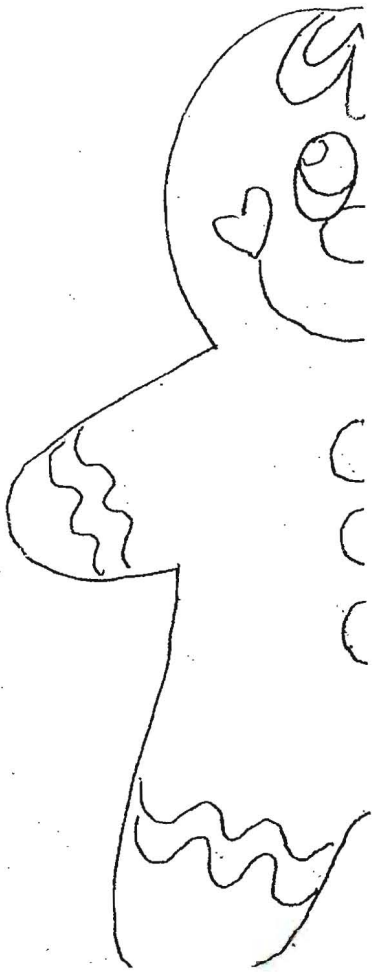
Connect the dots and count by 10's.



Symmetry



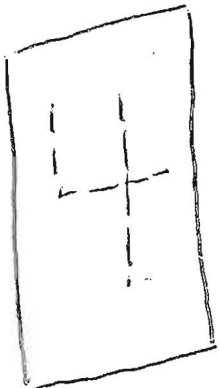
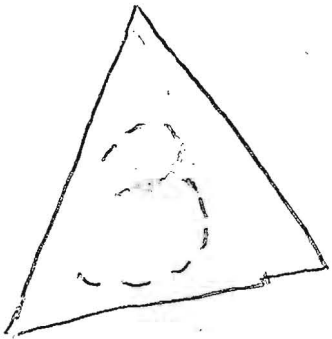
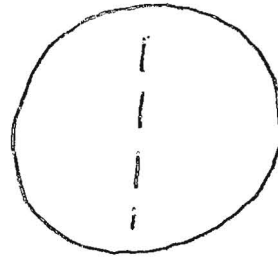
Finish the picture

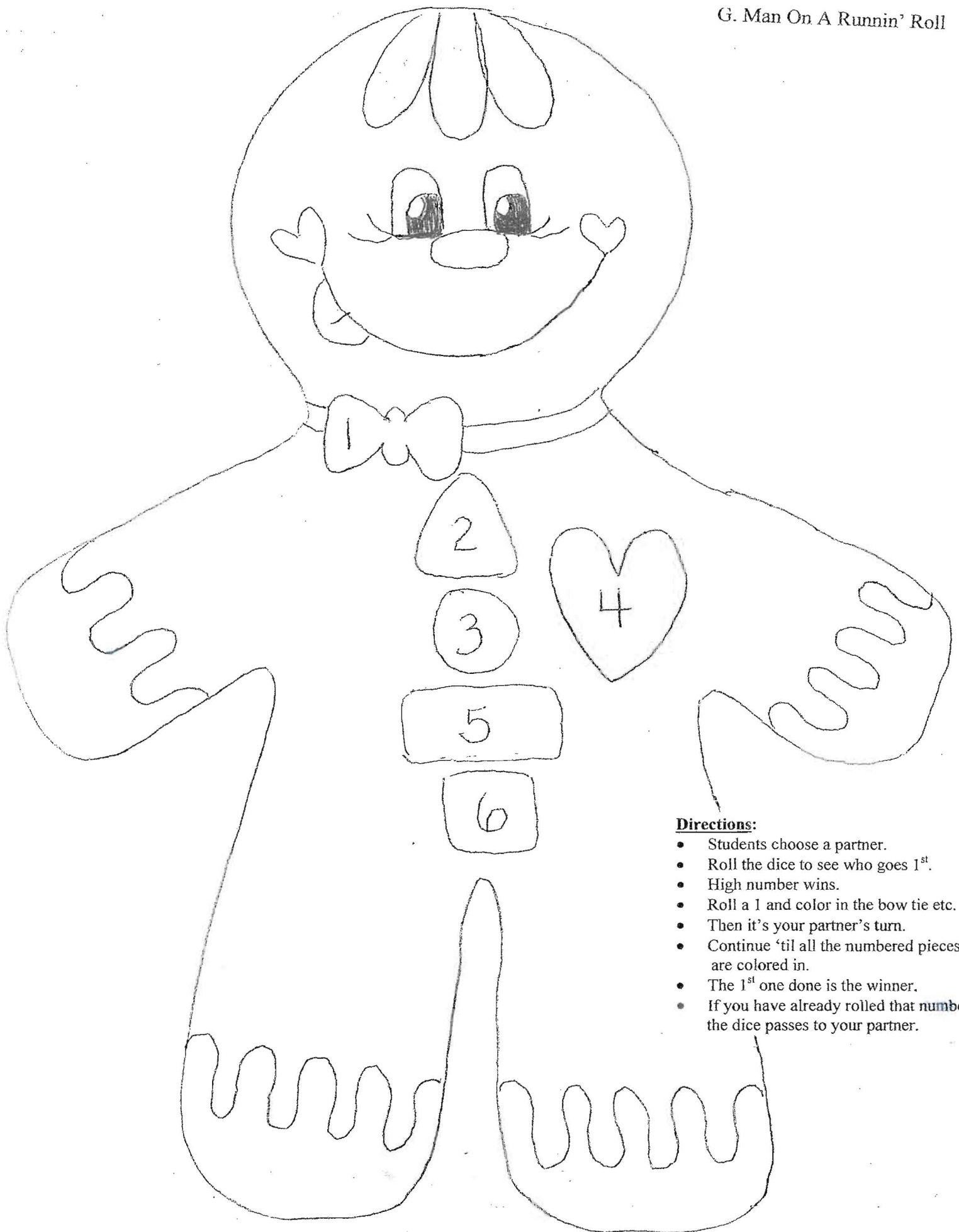


# We're On A Roll Dice Game!

## Directions:

- ❖ Pick a partner.
- ❖ Decide whether high or low will go 1<sup>st</sup>.
- ❖ Roll the dice.
- ❖ That person goes 1<sup>st</sup>.
- ❖ Whatever # you roll, TRACE the # then COLOR in that shape.
- ❖ Take turns rolling the dice with your partner.
- ❖ If you've already rolled that # it becomes your partner's turn.
- ❖ The 1<sup>st</sup> one to color in all or their shapes is the winner.


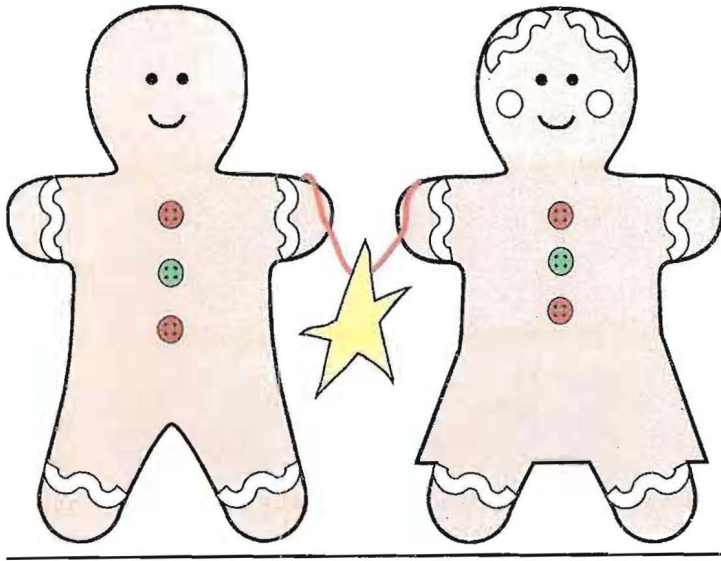




**Directions:**

- Students choose a partner.
- Roll the dice to see who goes 1<sup>st</sup>.
- High number wins.
- Roll a 1 and color in the bow tie etc.
- Then it's your partner's turn.
- Continue 'til all the numbered pieces are colored in.
- The 1<sup>st</sup> one done is the winner.
- If you have already rolled that **number**, the dice passes to your partner.

## Gingerbread On An Addition & Subtraction Roll




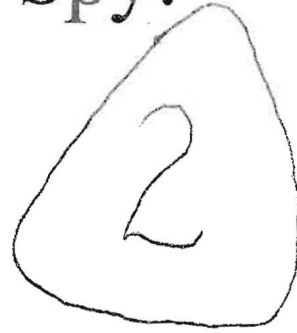


### Directions:

- Choose a partner.
- Roll the dice.
- High number goes 1<sup>st</sup>.
- Roll the dice.
- You may add or subtract the dice to get a number.
- Color in that numbered circle on your paper.
- Write the equation on the back of the paper.
- The 1<sup>st</sup> player to color in all of their numbers is the winner.

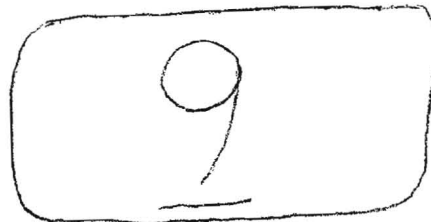





I Spy!

Call on students to spy and call out a number.



Students TRACE the shape and number






# I Spy!


TRACE the number.

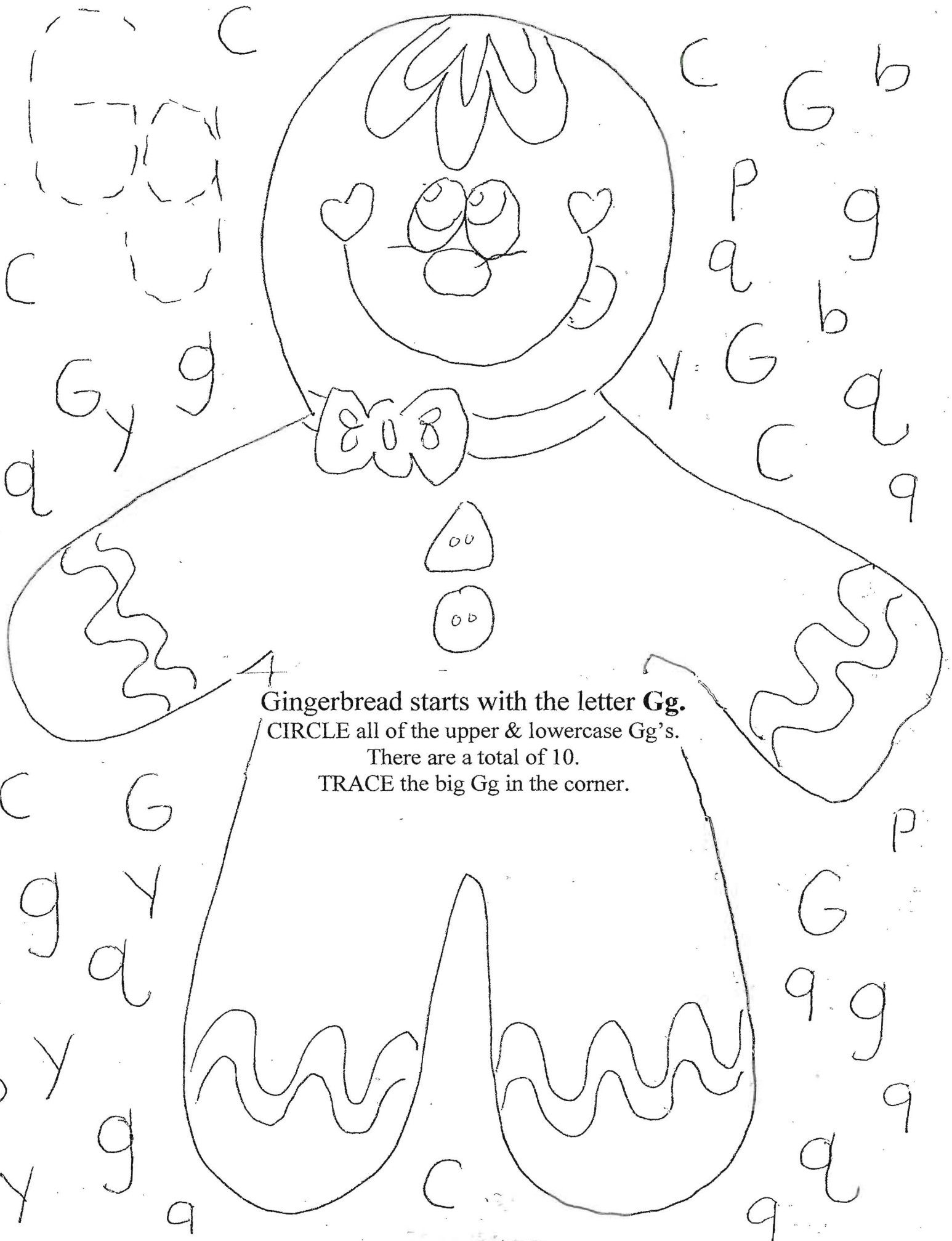
TRACE the circle.



# I Spy!

TRACE the number.  
TRACE the circle.





Gingerbread starts with the letter **Gg**.

CIRCLE all of the upper & lowercase Gg's.


There are a total of 10.

TRACE the big Gg in the corner.




Put an X on the gingerbread in a row to match the number next to it.


1




2




3



4








5



Number Fun!



Put an alternating RED & GREEN X on the correct number of gingerbread men to MATCH the number next to them.



Number Fun!

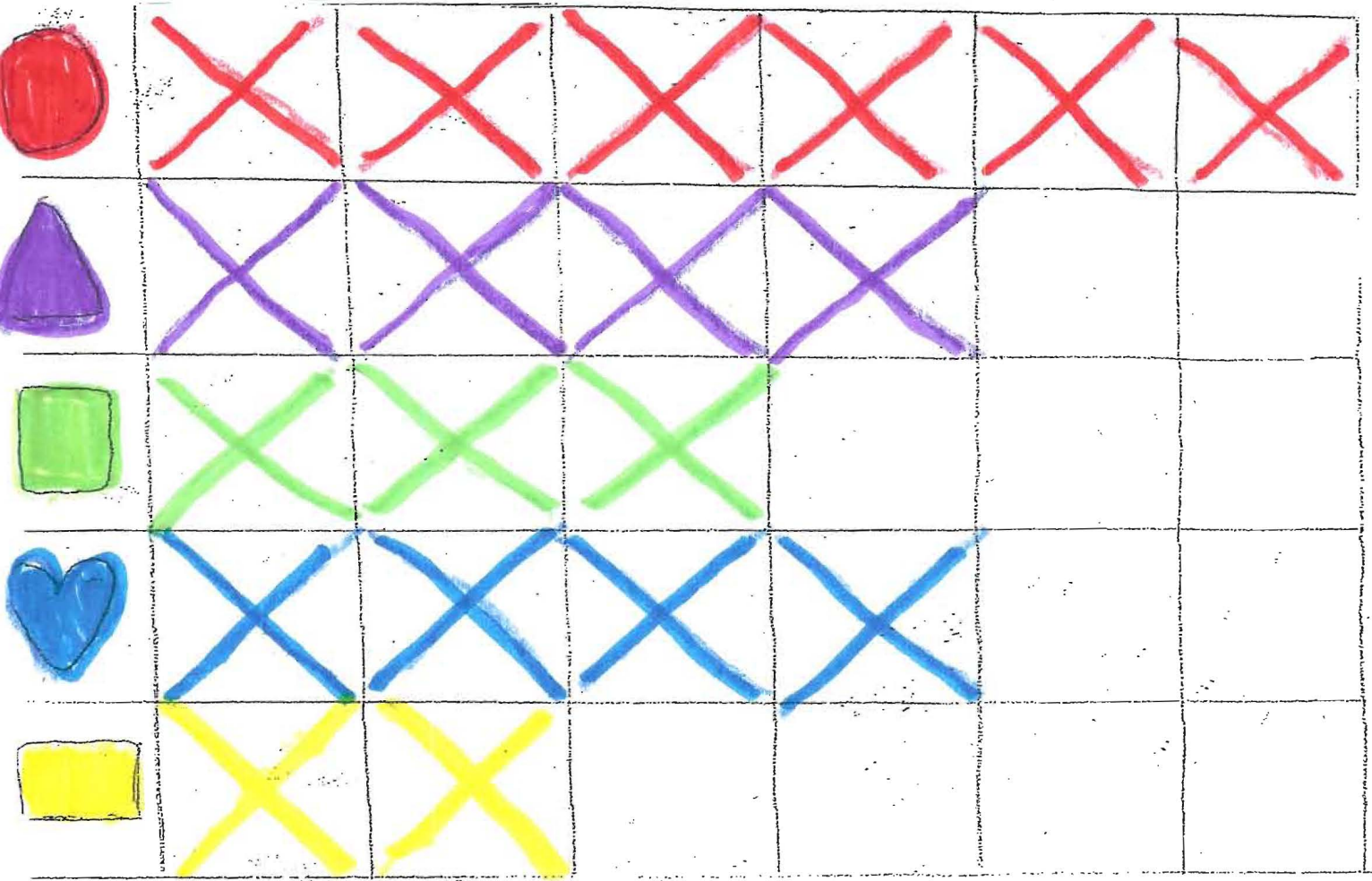





- ❖ Write your name on the bottom.
- ❖ Color the circles red.
- ❖ Color the triangles purple.
- ❖ Color the hearts blue.
- ❖ Color the rectangles yellow.
- ❖ Color the squares green.
- ❖ Color the shapes on the graph to match.
- ❖ Count the shapes.
- ❖ Put that many X's of the same color in the boxes.

TeachWithMe.com 2008  
Sweet Graphing

Diane





Gingerbread House




- ❖ Write your name on the bottom.
- ❖ Color the circles red.
- ❖ Color the triangles purple.
- ❖ Color the hearts blue.
- ❖ Color the rectangles yellow.
- ❖ Color the squares green.
- ❖ Color the shapes on the graph to match.
- ❖ Count the shapes.
- ❖ Put that many X's of the same color in the boxes.


TeachWithMe.com 2008  
Sweet Graphing







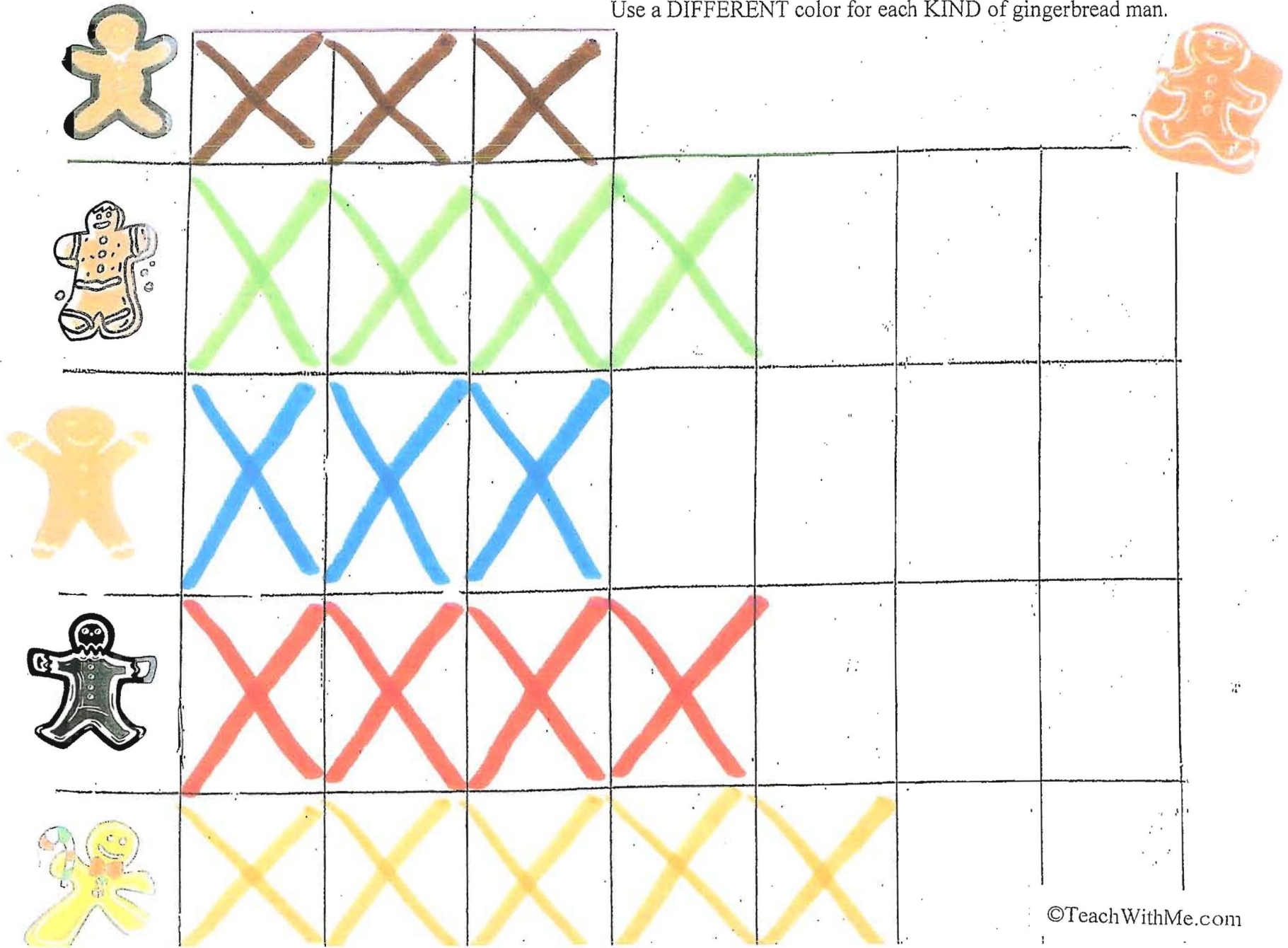
## Graphing Gingerbread





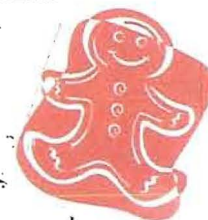
# Gingerbread Graphing

Count the different kinds of gingerbread men on the other page.  
Mark that many X's next to that gingerbread man to show how many there are.  
Use a DIFFERENT color for each KIND of gingerbread man.



# Gingerbread Graphing


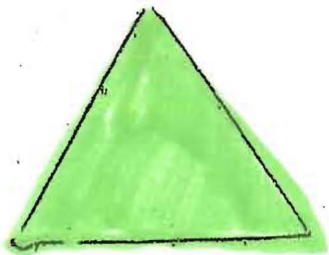

Count the different kinds of gingerbread men on the other page.  
Mark that many X's next to that gingerbread man to show how many there are.  
Use a DIFFERENT color for each KIND of gingerbread man.






**Gingerbread  
Shape  
Graphing**

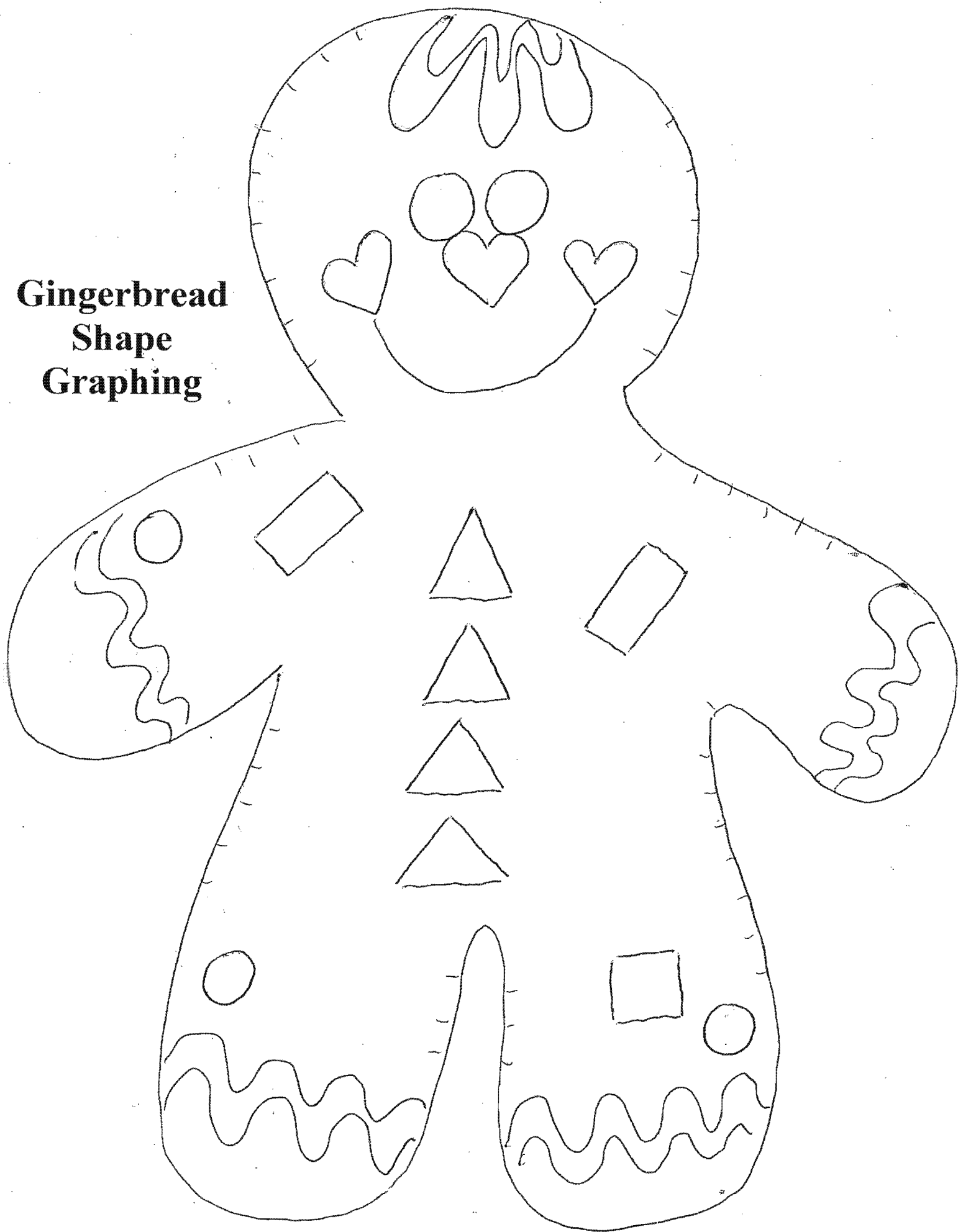


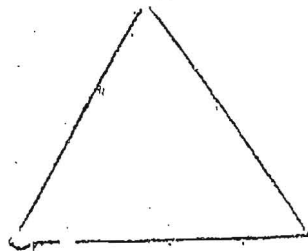
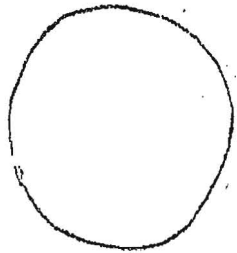




## Gingerbread

Color the shapes to match the colors on the picture. Count the shapes; mark that many X's in the box. Make the X's the same color as the shapes. Graph the picture.

**Gingerbread  
Shape  
Graphing**





# GRAPHING

Color the shapes to match the colors on the picture. Count the shapes; mark that many X's in the box. Make the X's the same color as the shapes. Graph the picture.



## MORE THAN & LESS THAN


CIRCLE the group/set that has MORE gingerbread.  
This group is greater than the other group.



$$10 > 9$$

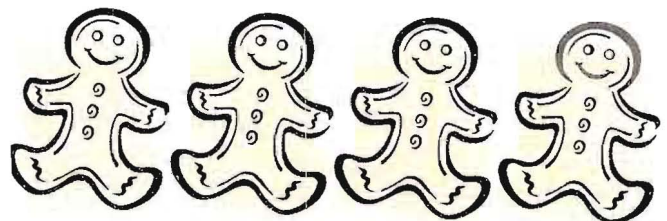


CIRCLE the group/set that has LESS  
gingerbread. This group is less than the  
other group.



©TeachWithMe.com

$$4 < 5$$







Match the dotted box to the matching #'d box. Cut it out and glue it to the bottom of it.

1

2

3

4

5


# Ordinal numbers.

*You are one smart cookie!*



- ❖ Draw a heart on the first gingerbread man.
- ❖ Draw a bow on the second gingerbread man.
- ❖ Draw a square on the third gingerbread man.
- ❖ Draw a circle on the fourth gingerbread man.
- ❖ Draw a rectangle on the fifth gingerbread man.


TeachWithMe.com






# Ordinal Numbers

## Directions:


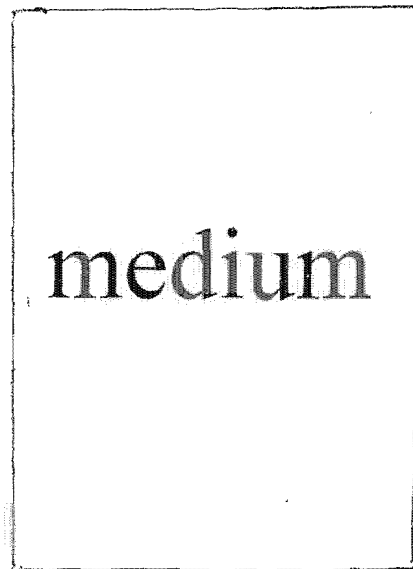
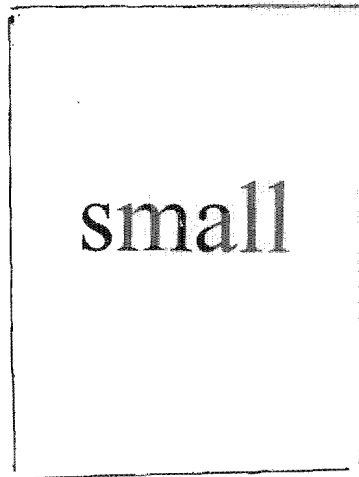
- ❖ Underline the first gingerbread man.
- ❖ Put an X on the second gingerbread man.
- ❖ Color the fifth gingerbread man.
- ❖ Put a sad face on the fourth gingerbread man.
- ❖ Put a happy face on the third gingerbread man.



# Gingerbread Sort



Gingerbread come in all shapes and sizes. Cut, sort and glue them to the correct small, medium & large boxes.






# Sorting

Here are some things you can do with these gingerbread men.  
Your teacher will tell you what she wants you to do with your gingerbread men.

- ❖ **CUT** out the gingerbread men below and sort them into **small** and **large** piles.
- ❖ Sequence the numbers. Put them in order from 1-10
- ❖ Put all the **EVEN** numbers in one pile.
- ❖ Put all the **ODD** numbers in another pile.
- ❖ **GLUE** your gingerbread men in a group of how your teacher wants you to glue them.




# Sorting

Here are some things you can do with these gingerbread.

Your teacher will tell you what she wants you to do with your gingerbread.

- ❖ **CUT** out the gingerbread below and sort them into **small** and **large** piles.
- ❖ Sequence the numbers. Put them in order from 1-10
- ❖ Put all the **EVEN** numbers in one pile.
- ❖ Put all the **ODD** numbers in another pile.
- ❖ **GLUE** your gingerbread in a group of how your teacher wants you to glue them.



# Sorting Sheet:

Small

Large

## Sorting Sheet:

## Odd

# Even

# Sorting Sheet:



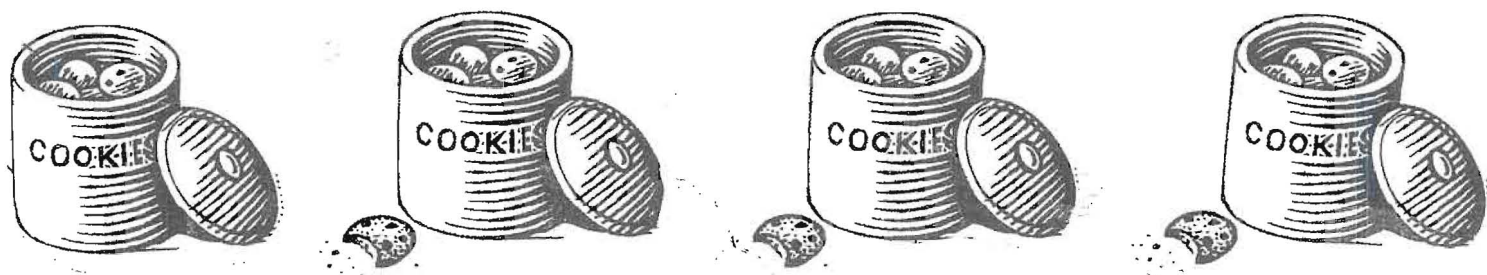
**Objects Sequenced In Order**

**1 2 3 4 5 6 7 8 9 10**

---




Find the SPY, the one who is DIFFERENT, and ZAP him with an X.





Stamp a group/set of \_\_\_\_\_.

Symmetry



Complete the picture.



©TeachWithMe.com

Complete the picture.



Complete the picture.



# COUNTING:

Fill in the missing numbers.



1				
6				
11				
	17			
		23		





# COUNTING:

Fill in the missing numbers.





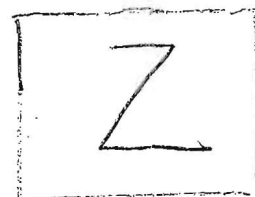



# ALPHABET

Fill in the missing letters.



A				
	G			
		M		
			S	
				Y




Uppercase

# ALPHABET

Fill in the missing letters.



Uppercase

# ALPHABET

Fill in the missing letters.



a				
		h		
	l			
			s	
				y



z
---

Lowercase



# ALPHABET


Fill in the missing letters.







--

Lowercase



1



2



3





4



5

Match the number to the group/set.  
Use a DIFFERENT color for each one.






6

7

8




9

10




Match the number to the group/set.  
Use a DIFFERENT color for each one.

I'm learning about groups & sets!  
Connect the cookie jars to the correct number.  
Use a DIFFERENT color crayon for each line.




1  
2  
3  
4  
5  
6  
7






Help the lady find her gingerbread.

Start




Finish




# Maze Craze

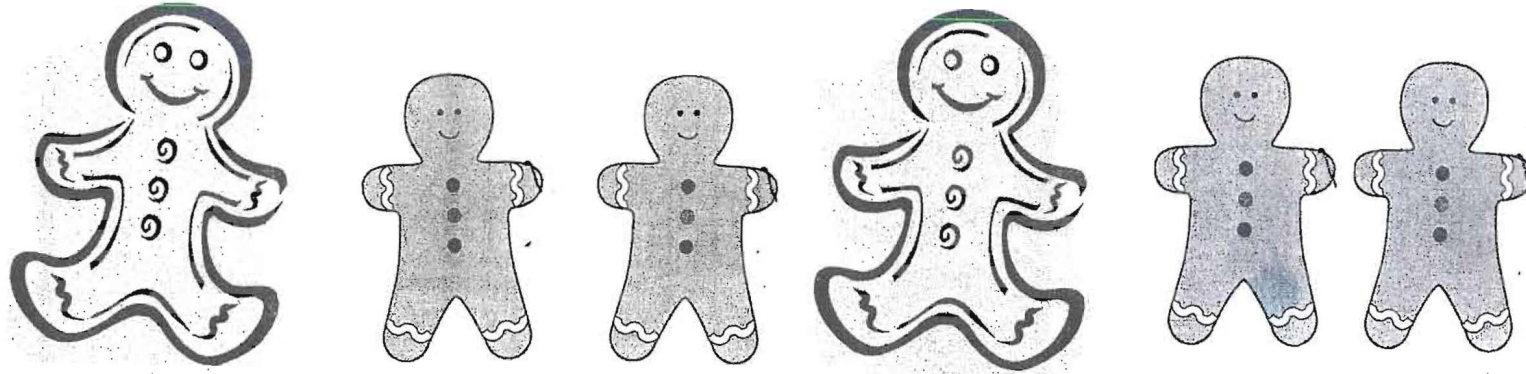





©teachwithme.com 2008








Complete the PATTERN.







**What's Missing? Fill in the missing link.**



**What's Missing? Fill in the missing link.**





### **Pencil Toppers**


Cut out the gingerbread man.

Cut on the lines to make slits.


Insert pencil. Enjoy! ☺

©TeachWithMe.com

## Pinch & Poke



## Pinch & Poke



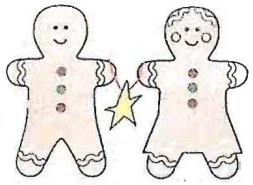
Match the number to the word.

Use a DIFFERENT color for each one.



1

five



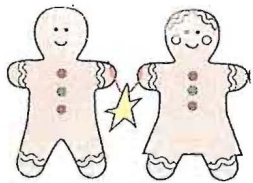
2

one



3

four



4

two



5

three



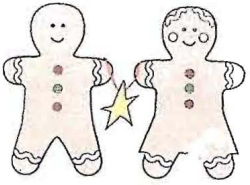
Match the number to the word.

Use a DIFFERENT color for each one.



6

eight



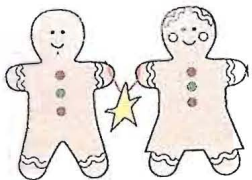
7

seven



8

ten




9

six




10

nine



SNIP & CUT

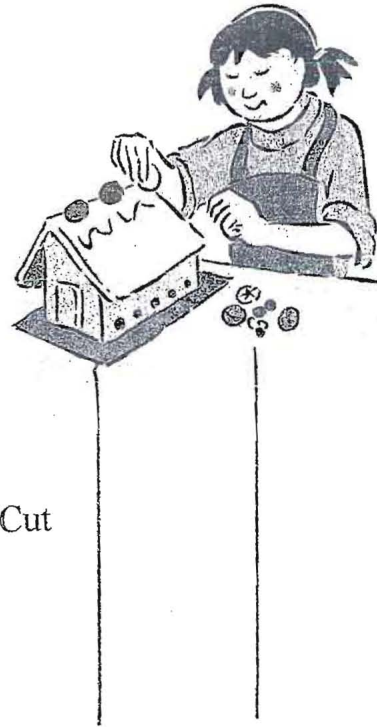
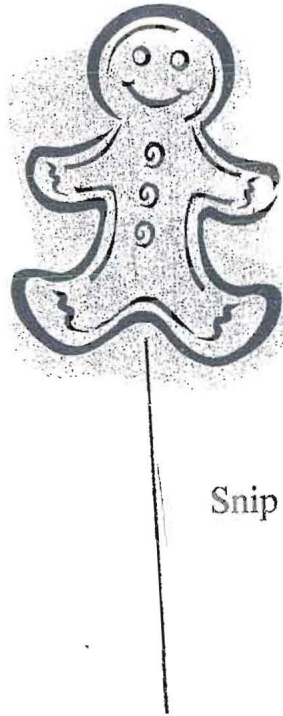

©TeachWithMe.com



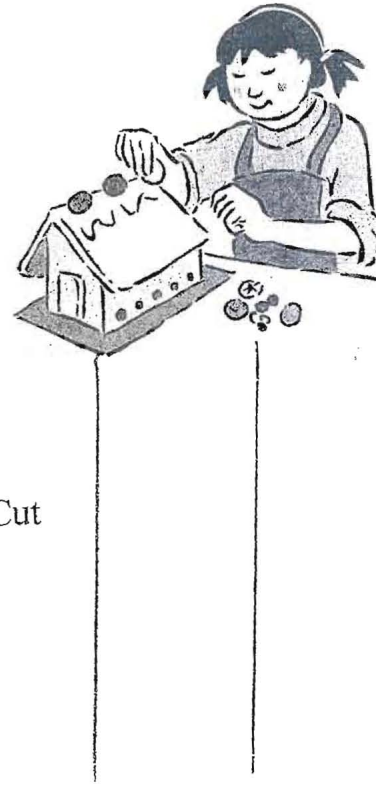


SNIP & CUT

©TeachWithMe.com





Snip & Cut



Snip & Cut



**SNIP & CUT**

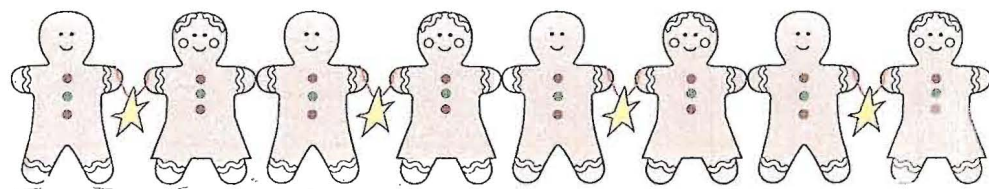
©TeachWithMe.com



**SNIP & CUT**

©TeachWithMe.com





1 1 — one


2 2 — two

3 3 — three

4 4 — four

5 5 — five

Number Fun!



6

6

\_\_\_\_\_

six



7

7

\_\_\_\_\_

seven

8

8

\_\_\_\_\_

eight

9

9

\_\_\_\_\_


nine

10

10


\_\_\_\_\_

ten




Number Fun!






TRACE each line with a DIFFERENT color.






TRACE







TRACE



**TRACE** the lines. Use a **DIFFERENT** color for each one.




LOOK AT HOW WELL I

WRITE MY NAME!



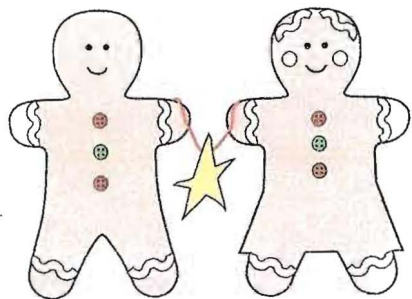
LOOK AT HOW WELL I

WRITE MY NAME!



TRACE and WRITE the spatial direction words.

©TeachWithMe.com



above \_\_\_\_\_

beside \_\_\_\_\_

left \_\_\_\_\_

right \_\_\_\_\_

on \_\_\_\_\_


under \_\_\_\_\_

between \_\_\_\_\_


behind \_\_\_\_\_



**Gingerbread Listening  
& Following Directions**

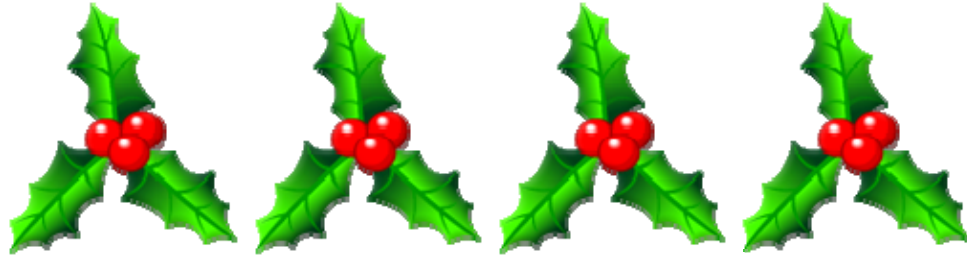


**Gingerbread Listening  
& Following Directions**



# **Gingerbread Listening & Following Directions**

1. TRACE around the gingerbread boy in BROWN
2. COLOR the eyes of the gingerbread boy BLUE
3. COLOR his heart cheeks and mouth RED.
4. COLOR his buttons GREEN.
5. TRACE his bow PURPLE.
6. COLOR his nose PINK.
7. WRITE your name on the bottom of the paper in ORANGE.
8. Check your work.
9. Hand in your paper.

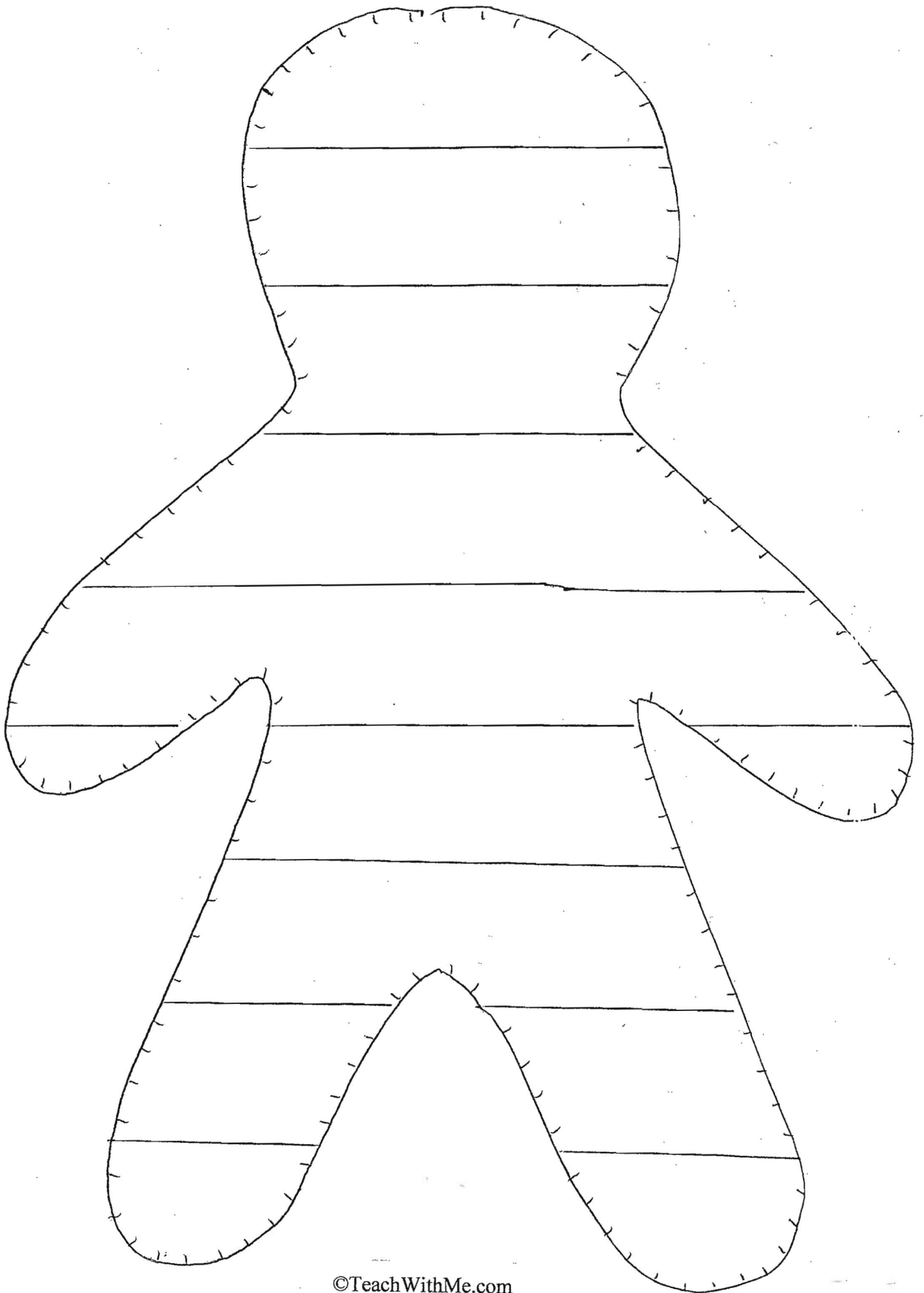


# December Writing Prompts

1. It's the annual Holly Ball and you're in charge. I want details from the invitations, who's coming to the menu, decorations, and party games.
2. Santa's reindeer stopped at your house. Rudolph stomped too hard and the sled, reindeer and all came crashing in to your living room. What's happening? What do you do?
3. It's the biggest blizzard yet; and Santa needs your help delivering the toys in your neighborhood? How can you help?
4. Or...It's the biggest blizzard yet and your family's snowed in for a week! How do you celebrate Christmas with no electricity? Pretend it's the "good old days of yester-year!"
5. You go caroling with some friends; when you turn around to see why you're not hearing the soprano high notes of your best friend, you discover her missing! Where has she gone? What do you do? Solve the mystery of the soloist.
6. You're at the mall. "Santa" has just snatched 2 very wealthy children and is running away with them! What's happening? What do you do? Who really is this Santa-wanna-be?
7. It's rush hour traffic and everyone is in a hurry to get home for Christmas vacation. No one seems to notice the little boy and girl carrying a suitcase, followed by a shaggy dog, who are walking down the highway. What's their story? Do you stop?
8. Everyone's left the school for Christmas vacation. You've helped clean up and are the last one to leave. As you walk down the hallway, you notice they've been security chained and have a lock on them. You can't get out and your cell phone is dead. Plus you just locked the classroom door! You're stuck in the hallway! What do you do?
9. You can have anything you want for Christmas? What is it and why do you want it?
10. You've just won a \$5,000 dollar Christmas shopping spree at the local mall! What are you going to buy, for whom and why?









### **Gingerbread Punctuation Sentences.**

Put the correct punctuation ( . ! ? ) at the end of each sentence.

1. Will you help me bake some cookies
2. Oh no I burnt the gingerbread men
3. I love baking cookies
4. Yummy Those cookies smell delicious
5. Do you like the taste of ginger
6. Please pass the frosting
7. I think I'll use cinnamon dots for buttons
8. May I have a bite please
9. Would you like to lick the spoon
10. Stop Don't open the oven door

Christmas  
tree  
bell  
santa  
snow  
sleigh  
present  
wreath  
holly  
carols  
shovel  
vacation  
gingerbread  
candy cane

decorate  
stocking  
reindeer  
chimney  
elves  
ornament  
shop  
give  
wrap  
sing  
candles  
card

G hristmas

W ord


F ind



Christmasxvchrtrebewreyiph  
treebellhoysnsaprslehshholly  
snprebreasantapresentachuv  
snowslewraxbsleighvwreath  
vacgingcarolsbvbelsaishovel  
pobcvacfrijcptrmtvacationva  
candycanebtudeegingerbread  
canghstockinggdiakeljasstev  
cchimneyelvesornamentsshop  
gigiverrwrawrapsnsinggcard  
ccandlesflreindeerdldecorate



Answer Key





Christmas  
tree  
bell  
santa  
snow  
sleigh  
present  
wreath  
holly  
carols  
shovel  
vacation  
gingerbread  
candy cane

decorate  
stocking  
reindeer  
chimney  
elves  
ornament  
shop  
give  
wrap  
sing  
candles  
card

G hristmas  
W ord  
F ind

ChristmasxvchrtrebeWreyiph  
treebellhoysnsaprslehshholly  
snprebreasantapresentachuv  
snowslewrxbsleighvwreath  
vacgingcarolsbvbelSaishovel  
pobcvacfrijcptmtvacationva  
candycanebtudeeEgingerbread  
canghstockinggdiakeljasstev  
cchimneyelvesornamentsshop  
gigiverrwrawrapsnsinggc card  
ccandlesflreindeerdldecorate

# Tally Ho!

1

2

3

4

5

6

7


8

9

10



Make the correct number of tally marks next to the number.



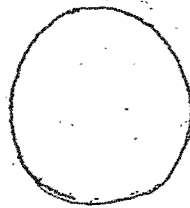


0  
1  
2  
3  
4  
5  
6  
7  
8  
9  
10

A  
B  
C  
D  
E  
F  
G  
H  
I

J  
K  
L  
M  
N  
O  
P  
Q  
R  
S  
T

U  
V  
W  
X  
Y  
Z



@teachwithme.com sliders

Students can  
color the  
shapes

Cut Out Sliders. Insert Into Slider Gingerbread Slits

Slits to review numbers, letters & shapes.

For the alphabet slider glue 2nd strip "J" under "I" & 3rd strip "U" under "T". To Avoid accidentally pulling out strips you can glue a longer strip of paper on the end & then simply fold the strip in to pull the strip out to change to another slider.



©teachwithme.com

## **Gingerbread Info Strips**

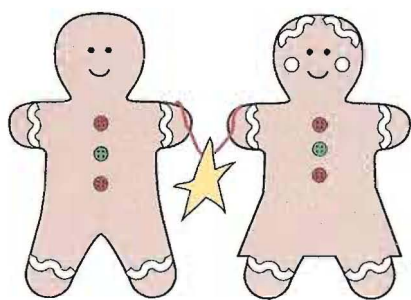
Slider ☺

### **Materials:**

- Brown Construction paper
- Scissors
- Crayons
- *Optional:* White puffy paint

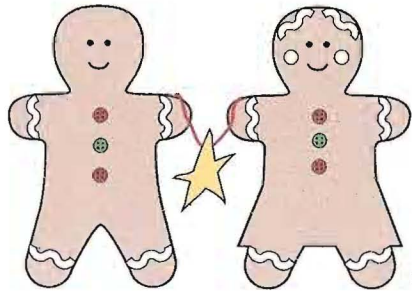
### **Directions:**

1. Run off masters.
2. Children CUT out their gingerbread man. I have the sliders pre-cut.
3. Add some color with crayons.
4. Children bring you their gingerbread man to cut slits in.
5. Help them insert whatever slider you want to work on.
6. As a whole group, we use the manipulative to review the information on the slider.
7. I encourage the children to do it again for their parents and include a note about the sliders in my newsletters.
8. I inform parents to help reinforce lessons, show their child that they care about what they are learning, and to build self-esteem and verbal acuity, would they please ask their child to show them how to use these sliders and adorable manipulatives that they have made at school.
9. After you have reviewed the lesson with the slider(s) you can add white puffy paint so that it will look like real frosting! Set them aside to dry.



## **Body Part Identification**

- ❖ Put the gingerbread on your shoulder.
- ❖ Put the gingerbread on your shin.
- ❖ Put the gingerbread on your knee.
- ❖ Put the gingerbread on your elbow.
- ❖ Put the gingerbread on your leg.
- ❖ Put the gingerbread on your wrist.
- ❖ Put the gingerbread on your thigh.
- ❖ Put the gingerbread on your forehead.
- ❖ Put the gingerbread on your waist.
- ❖ Put the gingerbread on your hip.
- ❖ Put the gingerbread on your left hand.
- ❖ Put the gingerbread on your right hand.
- ❖ Put the gingerbread on your palm.
- ❖ Put the gingerbread on your head.
- ❖ Put the gingerbread on your heel.
- ❖ Put the gingerbread on your toes.
- ❖ Put the gingerbread on your foot.
- ❖ Put the gingerbread on your back.
- ❖ Put the gingerbread on your neck.
  - Turn around.
  - Sit down.
  - You're done.
  - Having fun?




### **Gingerbread Pokey**

Put your gingerbread in  
Take your gingerbread out  
Put your gingerbread in  
Now you shake it all about  
You do the Gingerbread Pokey and you turn your self around.  
That's what it's all about.

You put your gingerbread up.  
You put your gingerbread down.  
Your put your gingerbread up.  
Now your twirl it all around.  
You do the Gingerbread Pokey and you turn your self around.  
That's what it's all about.

You put your gingerbread to the left.  
You put your gingerbread to the right.  
You put your gingerbread to the left.  
Now you hide it out of sight.  
You do the Gingerbread Pokey and you turn your self around.  
That's what it's all about.


You do the Gingerbread Pokey.  
You do the Gingerbread Pokey.  
You do the Gingerbread Pokey.  
Merry Merry Merry  
Christmas!



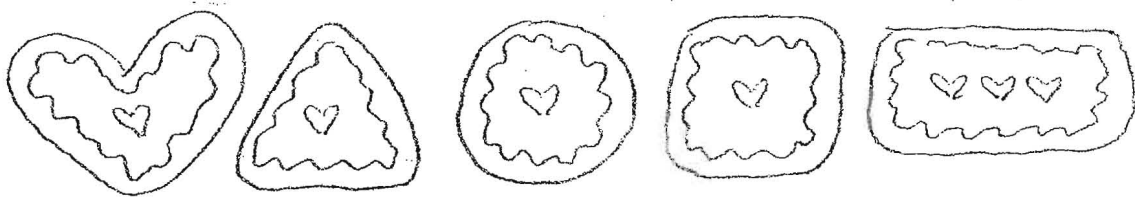
I'M ONE SMART  
COOKIE!

We had a terrific mini-gingerbread theme day!

- 
- ☒ I gave my best effort.
  - ☒ I completed all of my work.
  - ☒ I participated in all of the activities.




\_\_\_\_\_ Teacher \_\_\_\_\_ Date



I'M ONE SMART  
COOKIE!


We had a terrific mini-gingerbread theme day!

- 
- ☒ I gave my best effort.
  - ☒ I completed all of my work.
  - ☒ I participated in all of the activities.



\_\_\_\_\_ Teacher \_\_\_\_\_ Date






---

HAS BEEN A  
COOKIE-LOVING STUDENT  
THIS WEEK DURING OUR  
GINGERBREAD UNIT!



Teacher: \_\_\_\_\_

Date: \_\_\_\_\_





## **D**ecember Bibliography

---

These are my collection of books that I have in 3 laundry baskets for my students to read during the month of December.  
They are my recommended favorites.

### **Children's Books:**

1. A Chipmunk Christmas, Bagdasarian \$10.95 (I have the CD too.)
2. A Christmas Carol ( a Fun-to-read fairy tale book) \$3.99
3. A Letter To Santa, (A Barnes & Noble Book) \$9.95
4. An ABC Christmas, Houts \$5.99
5. Arthur's Christmas, Brown \$4.50
6. Baby Angels, Cowen-Fletcher \$12.95
7. Baby's Christmas by Ester Wilkin, Illustrated by Eloise Wilkin (A little Golden Book) \$3.99
8. Birth of Jesus Story Cube \$6.95
9. Blue's 12 Days of Christmas, Lukas \$9.99
10. Christmas Angel \$4.99
11. Christmas Buttons (Necco Candy Book) \$5.99
12. Christmas Cats, Marzollo \$3.99
13. Christmas In The Big Woods, Wilder \$3.99
14. Christmas is Coming With Ruth J. Morehead's Holly Babes \$2.25
15. Christmas Is...For Me! Tangvald \$3.99
16. Christmas Kisses (Originally Baby Bear's Christmas Kiss), Prater \$5.95
17. Christmas Magic, Garland \$6.95
18. Christmas Morning \$4.95
19. Christmas Play, De Jonge Illustrated by Sam Butcher \$9.99
20. Christmas Song of the North (A parody of The 12 Days of Christmas), Bonicatto & Holman \$3.99
21. Christmas Stories, A Keepsake Collection Publications Int. \$16.95

22. Christmas Stories and Poems, Illustrated by McCue \$2.95
23. Curious Camel \$5.99
24. Franklin's Christmas Gift, Beurgeois & Clark \$4.50
25. Great Bible Stories: The Story Of Jesus \$5.95
26. Hark! The Herald Angels Sing (A pop-up book) \$5.99
27. Hello Kitty Hello Christmas! Illustrated by Glaser \$12.95
28. Here Comes Santa Claus, (Gene Autry's song) \$16.99
29. How God Decorates Heaven For Christmas, Mehl \$9.99
30. If You Take A Mouse To The Movies, Numberoff \$3.99
31. I See A Star (A Christmas Rebus Story) Marzollo \$7.95
32. Jacob's Gift, Lucado \$14.99
33. Jingle Bear, Cosgrove \$1.95
34. Just Look In The Stable, Tangvald \$3.95
35. Little Critter's The Night Before Christmas, Mayer \$5.99
36. Little Miss Spider: A Christmas Wish, Kirk \$12.95
37. Lola The Elf, DeGroat \$5.99
38. Mary's Christmas Story, Olive \$1.99
39. Mary's First Christmas, Wangerin Jr. \$19.99
40. McDuff's New Friend, Wells \$3.99
41. Merry ABC \$2.99
42. Merry Christmas From Biscuit, Capucilli \$9.95
43. Merry Christmas Grumpy Bunny, Korman \$5.95
44. Mighty Mouse-Santa's Helper, ( A Wonder Book) Sutton .25¢
45. My Christmas Shape Sorter Book \$14.95
46. My Merry Christmas, (A Growing Kid's In God's Light book) \$6.95
47. Noel (A Little Golden book) Muller \$3.99
48. Noni The Christmas Reindeer, Hogstrom .59¢
49. Olive, The Other Reindeer, Seibold \$3.99
50. One Enchanted Christmas, Charleston \$15.99
51. Picture Me As A Reindeer \$4.99
52. Presents For Santa, Ziefert \$2.99
53. Pooh: A Christmas Wish \$4.29
54. Pooh: The Sweetest Christmas \$3.99
55. Rudolph The Red-Nosed Reindeer, Daly \$3.99
56. Rudolph The Red-Nosed Reindeer Shines Again, May \$3.95
57. Santa Cows, Edens \$5.99
58. Santa's Busy Night, Rex \$3.99
59. Santa's Workshop, Lippman \$7.95
60. Santabear's High-flying Adventure, Kletter \$9.95
61. Schnitzel's First Christmas, Wilhelm \$5.00
62. Shake Me! I Jingle! \$4.99
63. Shhh! Sykes, \$3.99
64. Silent Night, ( A Pop-up book) Gruber \$5.95
65. Silent Night, May \$3.50
66. Sing A Song Of Christms (A Happy Day book) Hillert \$3.95
67. Snowman's Christams Friends \$2.49

68. Spinner's Christmas Gift, Ward \$1.95
69. The After-Christmas Tree, Wagner-Tyler \$3.99
70. The Baby Born In A Stable, Kramer \$3.99
71. The Bears' Christmas, Berenstain \$7.95
72. The Best Christmas Gift (A Hide-Away Book)\$9.99
73. The Candymaker's Gift, Haidle \$10.95
74. The Christmas Bear, Mangan & Moss \$5.95
75. The Christmas Story With Ruth J. Morehead's Holly Babes \$3.99
76. The Christmas Tree Angel, (A lift-the-flap book) Parent \$5.95
77. The Christmas Walk \$1.49
78. The Christmas Wooden Soldier (A lift-the-flap book) Parent \$5.95
79. The Cuddly Beasties Christmas Day Book, Better \$6.95
80. The Cuddly Beasties Christmas Party Book, Better, \$6.95
81. The First Christmas Tree, Haidle \$9.95
82. The First Christmas Tree, ( A pop-up book), Tchir \$5.95
83. The Gift Of Christmas, Leeson \$4.95
84. The Gift Of Christmas, Sturges \$6.95
85. The Golden Christmas Tree, Wahl \$10.95
86. The Jesus Tree, Dellinger \$8.99
87. The Joy Of A Peanuts Christmas (50 Years of Holiday Comics! A Hallmark Book) \$6.99
88. The Little Christmas Tree, Ruhmann \$5.99
89. The Little Match Girl, Hans Christian Andersen \$5.99
90. The Mouse's Christmas, Schorsch\$1.99
91. The Newborn King, Robertson \$5.99
92. The Night Before Christmas, Moore / Illustrated by Brett \$3.99
93. The Night Before Christmas, Moore / Illustrated by Engelbreit \$16.99
94. The Night Before Christmas, Moore / Illustrated by Gorsline \$3.25
95. The Night Before Christmas, Moore / Illustrated by Gurney \$3.99
96. The Night Before Christmas, Moore / Illustrated by Loomis \$3.99
97. The Night Before Christmas, Moore / Illustrated by Miles \$2.95
98. The Night Before Christmas, Moore / Illustrated by Pedler \$10.95
99. The Night Before Christmas (A fun-to-read Fairy Tale) \$3.99
100. The Night Before Christmas, Moore / Illustrated by Whately \$16.96
101. The Night Before Christmas, Moore / Illustrated by Wilburn (A Little Golden Book) \$1.95
102. The Night Before The Night Before Christmas, Wing \$3.49
103. The Mouse Before Christmas, Garland \$6.99
104. The Nutcracker, Balducci \$1.99
105. The Pine Tree Parable, Higgs \$7.99
106. The Santa Claus Book, Daly .69¢
107. The Shepherd's Christmas ( A Pop-up book) \$5.99
108. The Shepherd's Christmas, Atchison \$1.99
109. The Stowaway, Elves Walsh \$1.50
110. The Twelve Days of Christmas (A 3-D Tree book) Elini \$9.95
111. The Twelve Days of Christmas, Illustrated by Jan Brett \$5.99



112. Ten Timid Ghosts On A Christmas Night, O'Connell \$3.50
113. Tina Marie's Best Christmas, Mishica \$2.49
114. Twas The Fright Before Christmas, Sierra \$14.95
115. Twinkle Twinkle Christmas Star, Tangvald \$7.99
116. Waiting For Christmas With Ruth J. Morehead's Holly Babes, \$1.99
117. What Nick & Holly Foud In Grandpa's Attic Carlson \$10.99
118. What Santa Can't Do, Cushman \$4.95
119. Yes, Virginia, There Is A Santa Claus, Church \$16.99



These are the ones I read to my students during the month of December. They are my personal favorite Read-Alouds

#### **Books I Read:**

1. All About Christmas A Merry Alphabet Story, Jane \$3.99
2. Bear's Christmas Star, D'Allance \$5.95
3. Bear Stays Up For Christmas, Wilson & Chapman \$14.95
4. Christmas Magic (A Brimax Interactive Hidden Pop-Up Book) \$4.99
5. Christmas Mice! Roberts
6. Christmas Morning, Ryan (A Parody of This is the House That Jack Built) \$6.99
7. Clifford's Christmas, Bridwell \$3.99
8. Count the Days 'til Christmas, Cocca-Leffler \$3.95 (Read when you introduce the December Counting Table.)
9. Counting To Christmas, Tafuri \$15.95
10. Five Little Christmas Trees, Boniface \$5.99
11. Ho Ho Ho, Ha Ha Ha Holly-arious Christmas Knock-Knock Jokes, Hall & Eisenberg \$6.95
12. It Never Hurts To Ask( Achanging picture book illustrated by Mary Engelbreit) \$6.25
13. Jose' Feliciano's Feliz Navidad, Illustrated by Diaz \$2.99
14. Julia Noonan's Twinkle, Twinkle, Little Star, Taylor \$4.95
15. Let's Trim The Tree! (A Lift-the-Flap Book) Chardiet \$4.99
16. Little Porcupine's Christmas, Slate \$2.95 (Like Wombat Divine).
17. Merry Christmas Maisy ( A lift-the-flap book) \$12.99
18. Merry Christmas Mom and Dad, Mercer Mayer \$3.29
19. Mr. Willowby's Christmas Tree, Barry \$15.95
20. O Christmas Tree, Trafton O'Neal \$8.99
21. Peef the Christmas Bear, Hegg \$15.95
22. Polar Express, Van Allsburg \$19.95
23. Room For A Little One: A Christmas Tale, Waddell \$12.95
24. Rudolph The Red-Nosed Reindeer (The original story of Rudolph), Robert May \$16.99

25. Santa Mouse, Brown \$10.95
26. Santa Mouse Where Are You? Brown \$10.95
27. Santa's Suit (A Touch & Feel book), Lee \$10.95
28. Santa's Surprise Pop-Up, Faulkner & Lambert \$12.99
29. Snappy Little Christmas Pop-Up \$12.95
30. Snappy Little Snowtime Pop-Up \$12.95
31. Steven Kellogg's song: Santa Claus Is Comin' To Town, Coots & Gillespie \$15.99
32. Stories of Santa (Up )n The Housetop, Jolly Old St. Nicholas-A Hallmark book) \$9.99
33. Teddy Bears Trim the Tree (A Christmas Pull-the-tab book), Williams \$14.95
34. The Bear Santa Claus Forgot, Kimpton \$\$3.99 (Plush Bear goes with the story.)
35. The Donkey's Christmas Song, Tafuri \$5.99
36. The Night Before Christmas, Moore / Illustrated by Fujikawa \$9.95
37. The Night Before Christmas, (A pop-up) Moore / Illustrated by Patrick \$2.95
38. The Littlest Angel, Dubowski \$1.39
39. The 12 Bugs of Christmas ( A pop-up counting book) Carter, \$14.95
40. This Is The Star, Dunbar \$6.95
41. Truffle's Christmas, Currey \$14.95
42. Twas The Day After Christmas ( A Lift-the-flap book) Smith, \$5.99
43. Where Do You Sleep, Little One? Hooper \$4.95
44. Wombat Divine, Fox \$3.99

### **Musical Books**

1. A Chipmunk Christmas (**Play CD**)
2. Jingle Bells \$4.95
3. Play-A-Song Christmas Songs \$14.95
4. Pooh's Christmas Songs \$14.95
5. Silent Night \$4.97
6. Snoopy's Christmas Tree \$5.99
7. The 12 Dogs of Christmas, By Emma Kragen (Age 7) (**Play CD**)

### **Multi-Cultural Christmas Books:**

#### **Kwanzaa:**

1. A Kwanzaa Celebraton Pop-Up Book, Williams \$12.95
2. K is for Kwanzaa (A Kwanzaa Alphabet Book) \$4.95
3. Kwanzaa, Riehecky \$3.95
4. Kwanzaa Kids, Holub \$6.99
5. Kwanzaa, A Sticker Activity Book, Hudson \$2.95
6. My First Kwanzaa Book, Newton-Chocolate \$5.99
7. Seven Candles For Kwanzaa, Pinkney \$5.99
8. The Chanukkah Guest, Kimmel \$2.95
9. Together for Kwanzaa, Ford \$3.25

### **Chanukah**

1. A Jewish Holiday ABC, Drucker & Pocock \$2.95
2. Chanukah A joyous Celebration, Rabbi Daniel S. Wolk \$9.95
3. Chanukah Bugs Pop-Up, Carter \$10.95
4. Count The Days of Hanukkah, Herman \$3.95
5. Happy Hanukkah, Biscuit! Capucilli \$6.99
6. Hanukkah, The Festival of Lights, Soloff-Levy \$2.99
7. It's Hanukkah! Modesitt \$3.99
8. Latkes and Applesauce (A Hanukkah Story), Manushkin \$4.99
9. Light The Candles (A Hanukkah Lift-the-Flap Book) Holub \$6.99
10. My Hanukkah Book, Colen \$3.95
11. Rookie Read-About Holidays Chanukah, Marx \$5.95
12. The Matzah That Papa Brought Home, Manushkin \$2.95
13. What Is Hanukkah (A lift-The-Flap Story) Ziefert \$6.95

### **Others: (Hispanic)**

1. Jose' Feliciano's Feliz Navidad, Illustrated by Diaz \$2.99 (Read when you teach the children to sing this song. Pass out the maracas.
2. Las Posadas (An Hispanic Christmas Celebration), Hoyt-Goldsmith \$6.95

