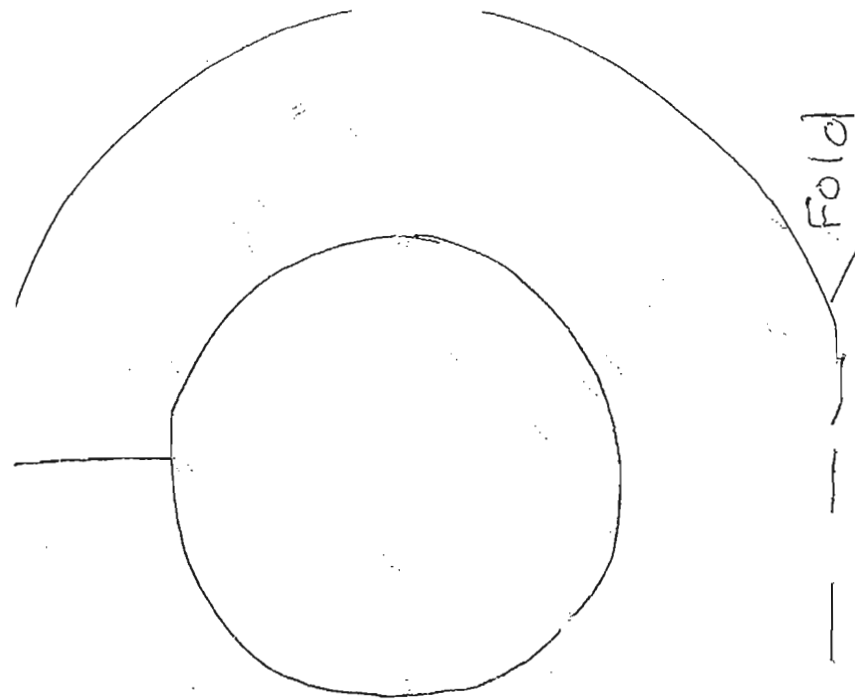


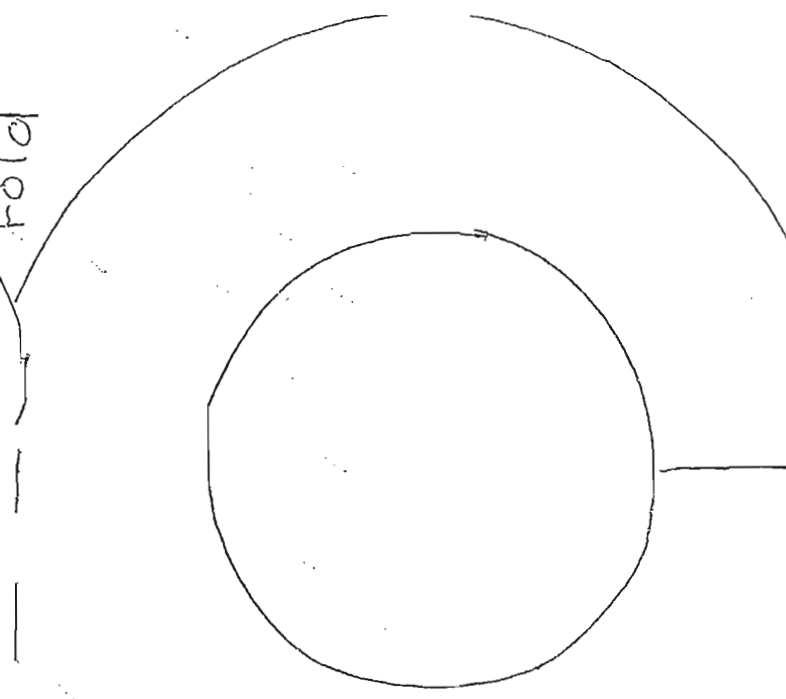


Snowflake

Snowflake Unit
©TeachWithMe.com

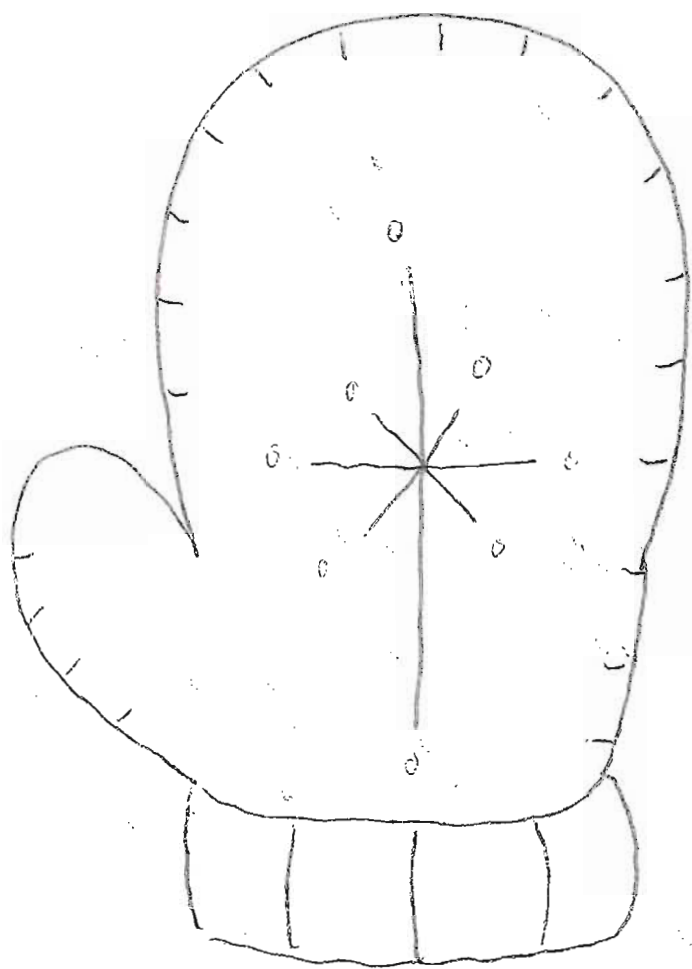


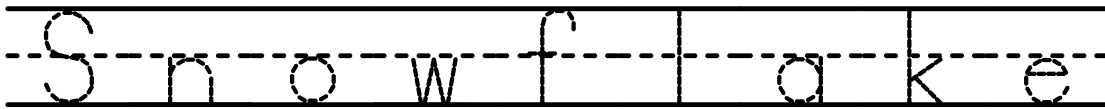
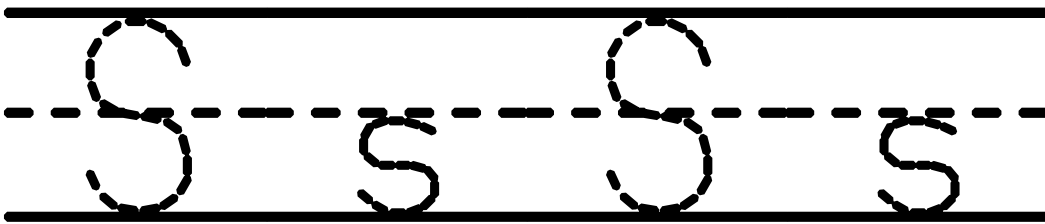
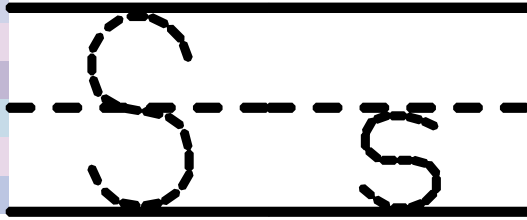

Fold



Do NOT Disturb!

**ENTER at your
own risk!**





Write some Ss's on your own on the bottom.



WRITE your name at the top of the paper.
FIND your name at the bottom and **CIRCLE** it.

Snowflake Bingo Dot



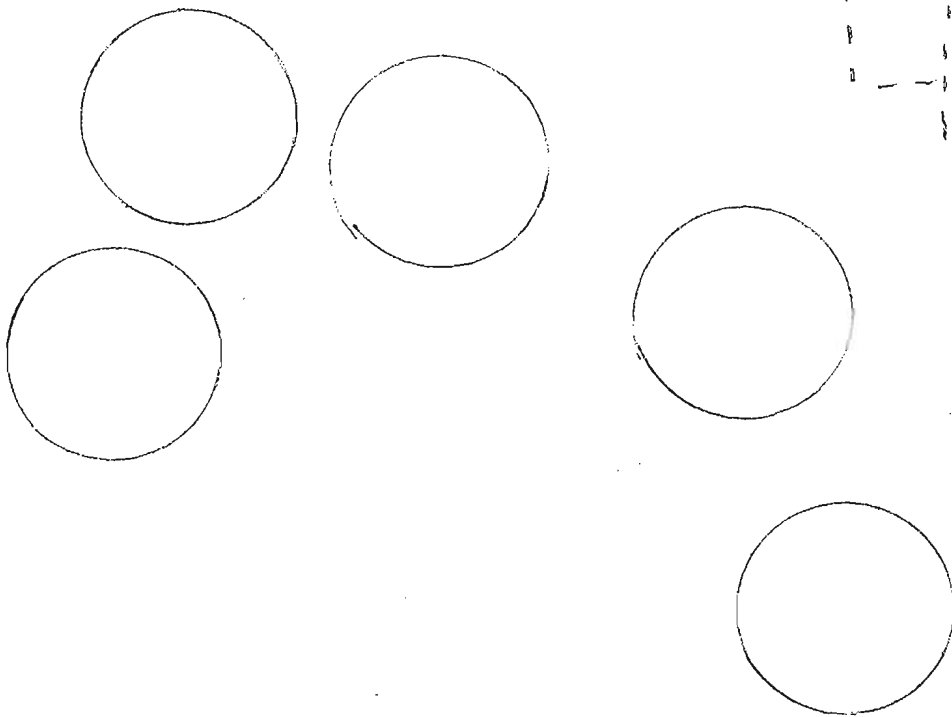


Bingo Dot a Group/Set of 5

Choose 2 colors. Dot 4 circles 1 color and 1 circle the other color,
OR 3 one color and 2 the other color. **CIRCLE** the equation you chose.

$$4 + 1 = 5$$

$$3 + 2 = 5$$



$$4 + 1 =$$

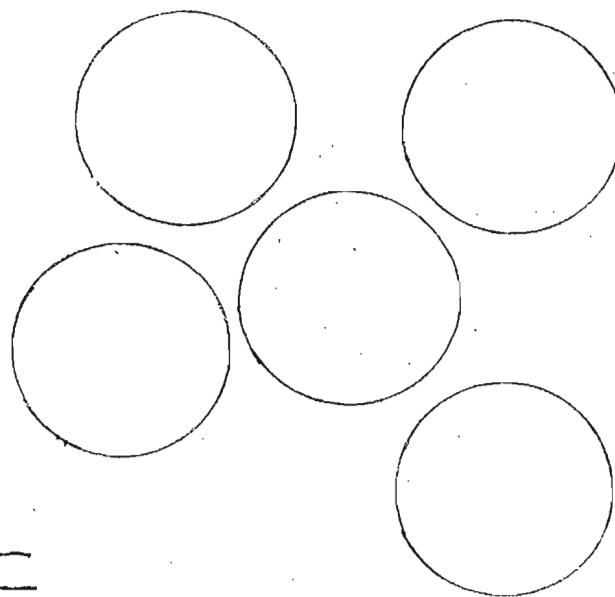

$$3 + 2 =$$




Bingo Dot a Group/Set of 10

Choose 2 colors. Dot 5 circles 1 color and the other 5 circles the other color,

5+5 again, 5+5=10




$$5+5=$$



**Bingo Dot
Numbers!**

©TeachWithMe.com



Snowflakes On A Roll



Directions:

- Choose a partner.
- Roll the dice.
- High number rolls first.
- Whatever # you roll is the number you color in.
- The first one to color in their snowflake is the winner.
- If you have already rolled that number your partner takes their turn.

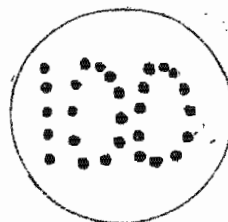
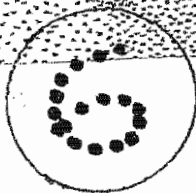
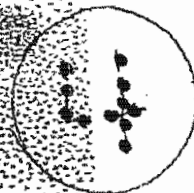

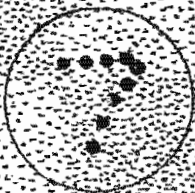
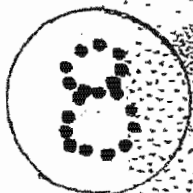
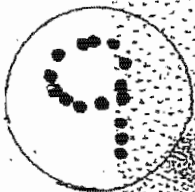
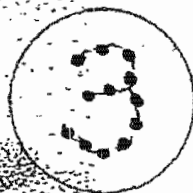
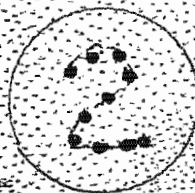
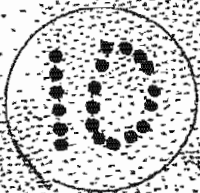
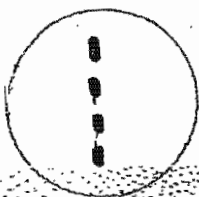
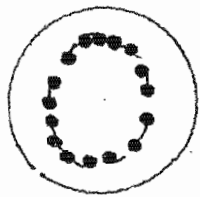
Snowflakes On An Addition & Subtraction Roll



Directions:


- Choose a partner.
- Roll the dice.
- High number goes 1st.
- Roll the dice.
- You may add or subtract the dice to get a number.
- Color in that numbered circle on your paper.
- Write the equation on the back of the paper.
- The 1st player to color in all of their numbers is the winner.

Please play "I Spy A Number!" with me.
TRACE the number. TRACE the circle.

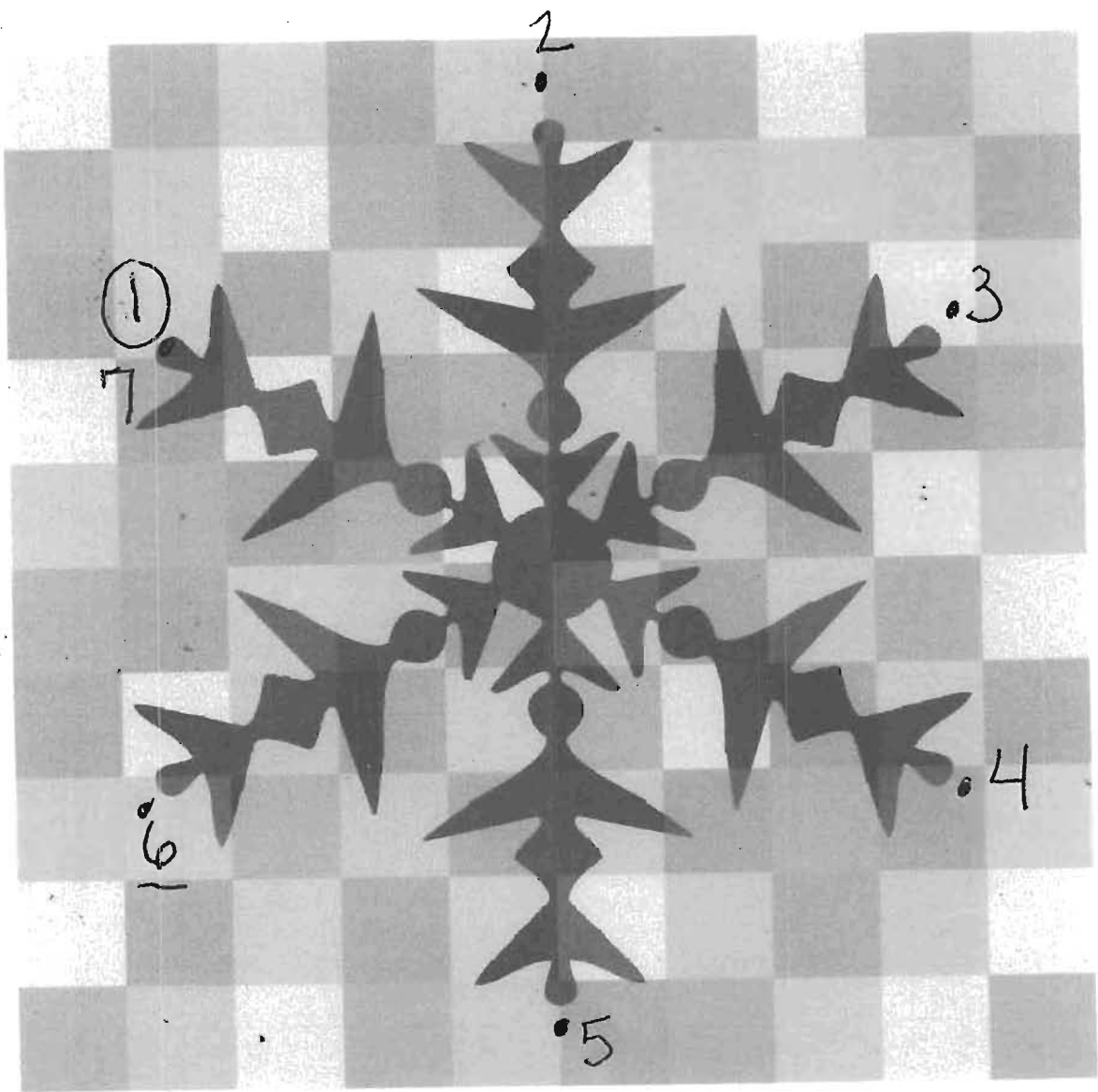


I Spy!


Please play "I Spy A Number!" with me.
TRACE the number. TRACE the circle.



I Spy!



Snowflake Dot-to-Dot





Snowflake starts with S.

Circle all of the letter S's that you can find. There are 10


W S Z W S Z S y
Z W S 5 W 5 M
M 5 M S W Z S x
S 5 X Z 5 S W 5
W

Snowflake Listening & Following Directions

* Answer Key ☺




Snowflake Listening & Following Directions



Snowflake Listening **and Following Directions**

1. Write your name at the top of the paper.
2. COLOR the eyes of the snowflake BLACK.
3. TRACE around the snowflake BLUE
4. COLOR the snowflake's nose PINK.
5. COLOR the mittens on the snowflake GREEN.
6. There is a row of snowflakes UNDER the big snowflake.
CIRCLE the MIDDLE one with a RED crayon.
7. UNDERLINE the 1st one with an ORANGE crayon.
8. Put an X through the last one with a PURPLE crayon.
9. Check your work and hand in your paper.


Snowflake Shape Graph



COLOR each set of shapes a different color.
Color the shapes on the graph the same color.
COUNT the shapes.


- Put an X on the graph for each shape that you count.
- Use the matching color crayon to make the X.

©TeachWithMe.com




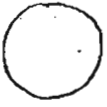



Snowflake Shape Graph

Snowflake Shape Graph



COLOR each set of shapes a different color
Color the shapes on the graph the same color.
COUNT the shapes.

Put an X on the graph for each shape that you count.
Use the matching color crayon to make the X.




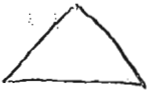

						
						
						
						
						

Snowflake Shape Graph


©TeachWithMe.com

Snowflake Shape Graph


©TeachWithMe.com

Snowy




Sunny

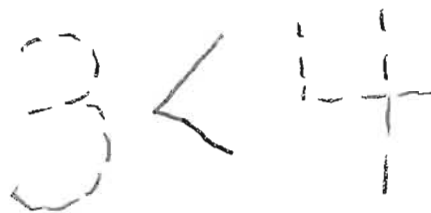


MORE THAN & LESS THAN

CIRCLE the group/set that has MORE
This group is greater than the other group.



CIRCLE the group/set that has LESS
This group is less than the other group.





Stamp a group/set of

_____.

Put a BLUE X on the correct number of snowflakes to MATCH the number next to it.


1



2




3



4







5



umber Fun!







1

2

3

4

5



Connect the group/set with the correct number.
Use a DIFFERENT color crayon for each one.


6



7



8



9



10

Match the group/set to the correct number.
Use a DIFFERENT color for each one.

Circle the number of snowflakes to match the number at the beginning of the line.

5



6



2



1



7




3

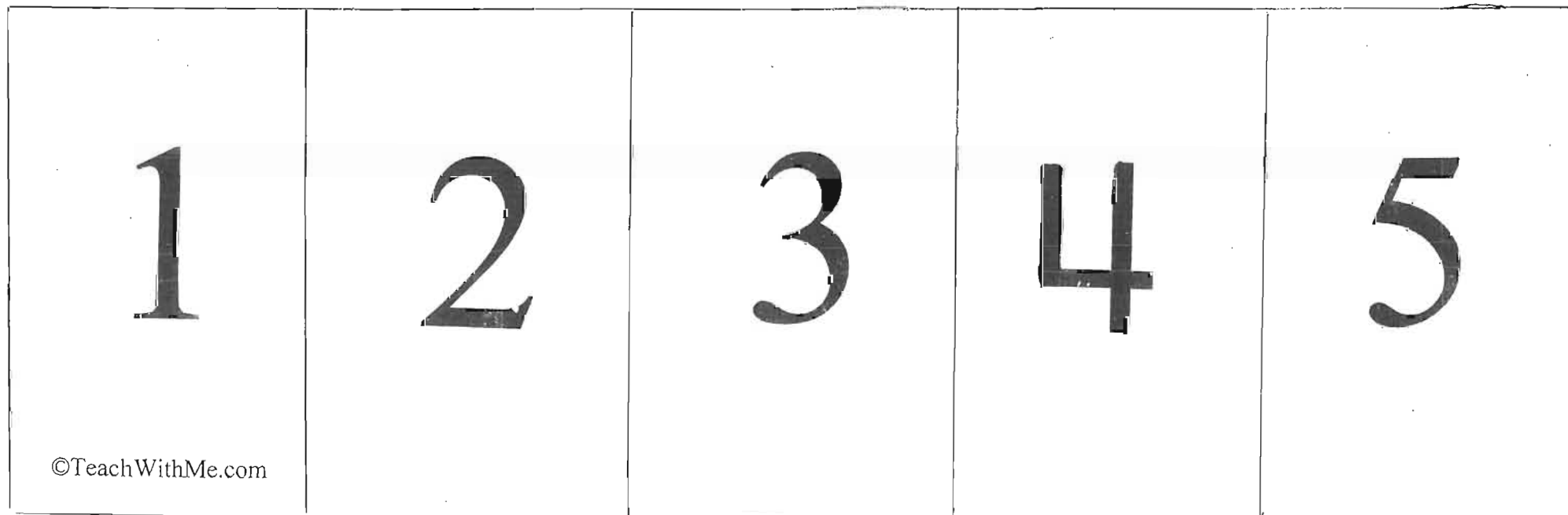


4





Cut out the dotted snowflake rectangles and glue them to the bottom of the matching numbered rectangles.




Snowflake

Ordinal Numbers



- ❖ Put an X on the 2nd snowflake cloud.
- ❖ Put a heart on the 1st snowflake cloud.
- ❖ Write the letter S on the 4th snowflake cloud.
- ❖ Put the number 7 on the 3rd snowflake cloud.
- ❖ Put a smile face on the 5th snowflake cloud.






©TeachWithMe.com

Complete the pattern.



Similarities & Differences

There is a spy, something that is different, in each row. Zap it with an X.






small



medium



large



large



medium



small

Snowflakes come in many shapes, colors and sizes.
Please put these in order from small to medium to large



small



medium



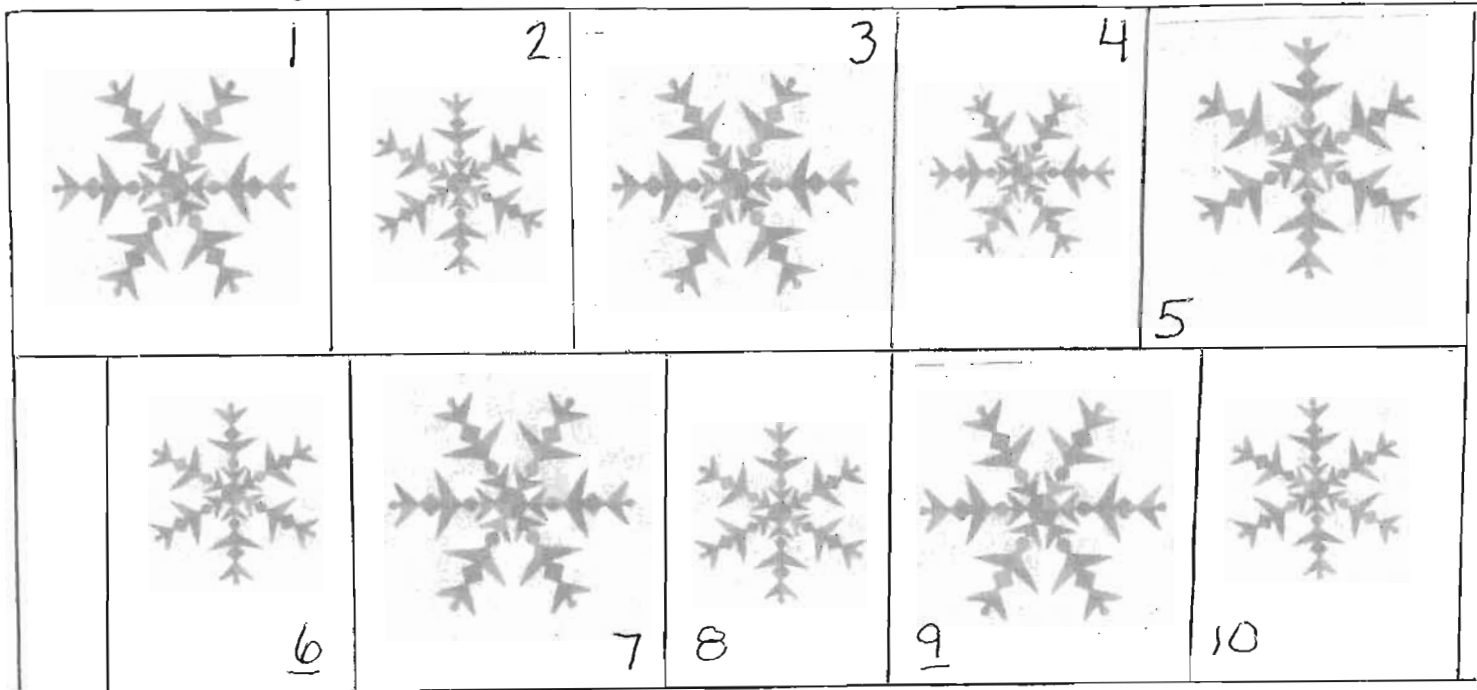
large

Sorting

Here are some things you can do with these snowflakes.

Your teacher will tell you what she wants you to do with your snowflakes.

- ❖ **CUT** out the snowflakes below and sort them into **small** and **large** piles.
- ❖ Sequence the numbers. Put them in order from 1-10
- ❖ Put all the **EVEN** numbers in one pile.
- ❖ Put all the **ODD** numbers in another pile.
- ❖ **GLUE** your snowflakes in a group of how your teacher wants you to glue them.



Sorting Sheet:

Small

Large

Sorting Sheet:

Odd

Even

Sorting Sheet:

Objects Sequenced In Order

1 2 3 4 5 6 7 8 9 10

Put the correct number of TALLY marks next to the number.

1

2

3


6

7

8

9

10

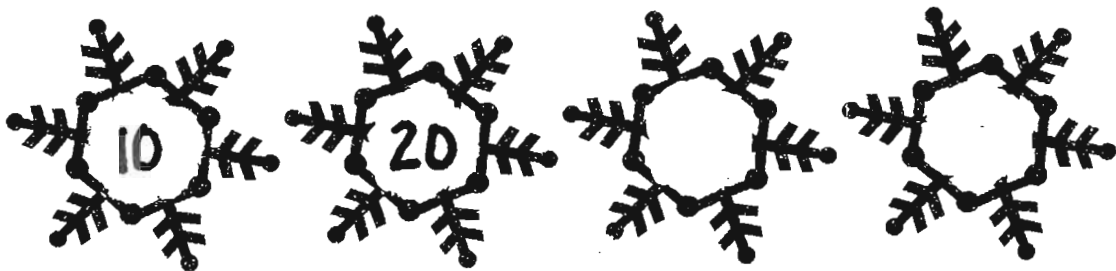





Stamp a group/set of

_____.

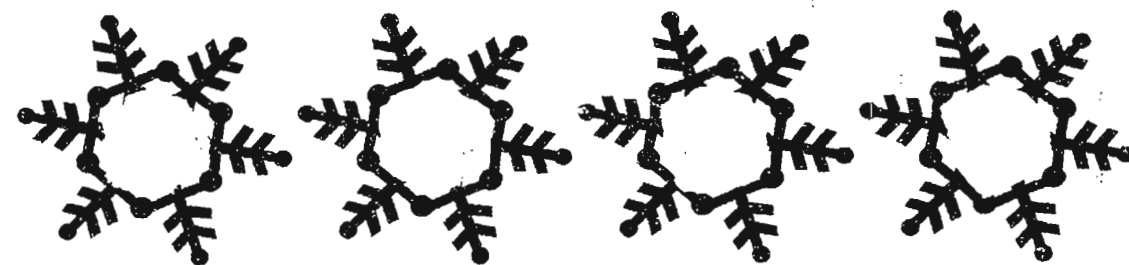
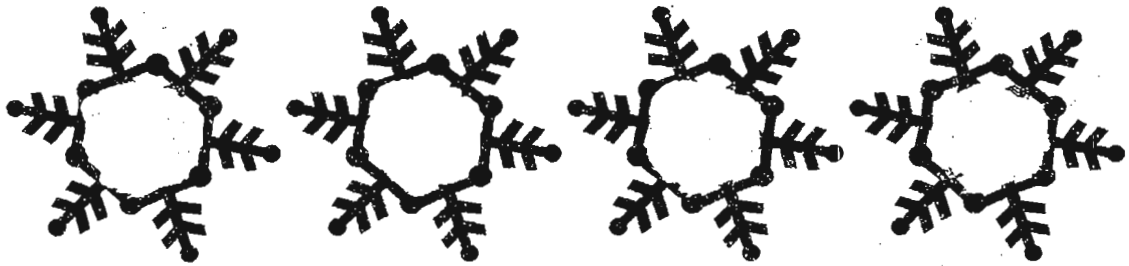
What's Missing?



Fill in the missing link.

What's Missing?

©TeachWithMe.com




Fill in the missing link.

COUNTING:

Fill in the missing numbers.




		3		
	7			
11				
			19	
	22			



COUNTING:

Fill in the missing numbers.






ALPHABET

Fill in the missing letters.

	b			
	g			
	l			
	q			
	v			





z

Lowercase

ALPHABET

Fill in the missing letters.



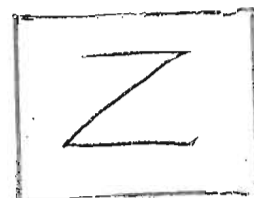



Lowercase

ALPHABET

Fill in the missing letters.

A				
F				
K				
P				
U				




Uppercase

ALPHABET

Fill in the missing letters.






--

Uppercase

Get the little girl to the
snowflake ball.



Start






Finish



MAZE
CRAZE

Run off on White or Powder Blue
Construction Paper.



Pencil Toppers

Using a hole punch, punch a hole in 2 of
the dots that are across from each other.
Using a scissors, cut a slit from the dot
to the V that is under it. Insert pencil.


Rough Cut snowflakes.
Students CUT on dashed lines.



Snowflake Pinch & Poke

Match the number to the word.


Use a DIFFERENT color for each one.




five




one



four



two



three

Match the number to the word.

Use a DIFFERENT color for each one.



6

seven



7

ten



8

six



9







nine







10

eight

Snip
&
Cut


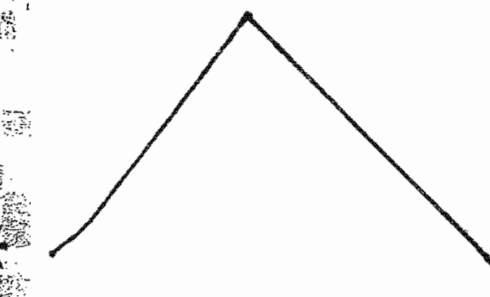








Snip
&
Cut

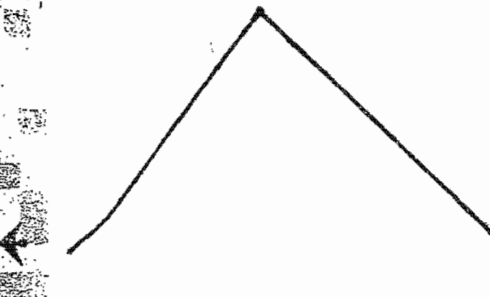




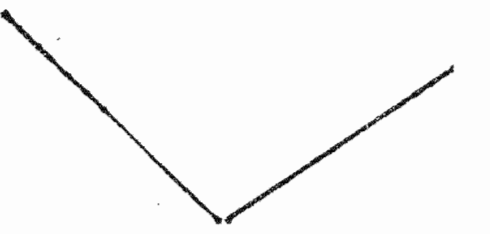




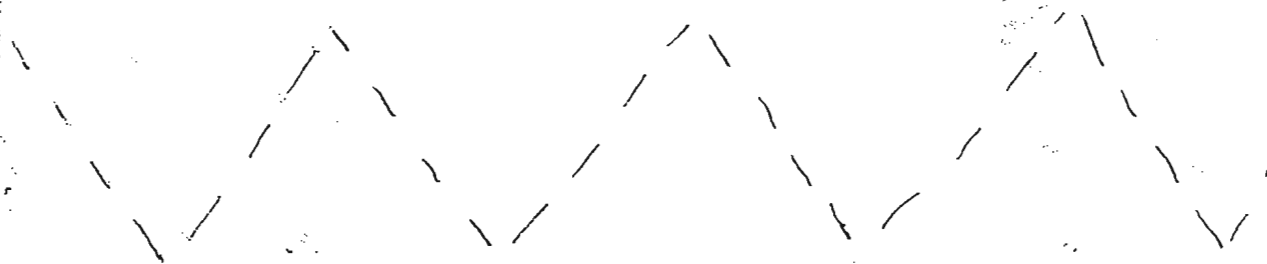







Snip
&
Cut



Snip
&
Cut







1 1 — one

2 2 — two

3 3 — three

4 4 — four

5 5 — five

Number Fun!



6

6

—

six



7

7

—

seven

8

8

—

eight

9

9

—

nine

10

10

—

ten

Number Fun!





Look at how well I
write my name!



Look at how well I
write my name!



TRACE and WRITE the spatial direction words.

©TeachWithMe.com



above _____

beside _____

left _____


right _____

on _____

under _____


between _____

behind _____



January Writing Prompts

1. You're skiing. You hear a rumble. Look out! It's an avalanche. What do you do? Details please.
2. There's a \$100 prize for building the biggest and best snow sculpture at school. Who's on your team? What does your sculpture look like? Why should you win the prize? What will you do with the money if you win?
3. You're ice skating and your friend falls through the ice! What do you do?
4. You're in charge of the Winter Frolic Games. Tell me all about it. What kinds of games will there be? How will you advertise? What will be the prizes? Who will come?
5. It's a snow day. No school! What will you do with your day off?
6. The bus is on it's way to school. The snow is coming down hard. It's almost blizzard conditions. Uh Oh! You go in the ditch. What happens next.
7. You're snowed in at school! It's a blizzard. No one can get home. Tell me how the overnight sleepover at school goes!
8. What's your favorite winter activity and why?
9. There are mysterious tracks all around the neighborhood snow fort and they look like they came from a huge animal. At the end of the trail is a small patch of blood. What's going on? What kind of animal or monster left those tracks? Is it really blood or just ketchup?
10. Frosty's hat really is magic! You tried it on and it took you to a winter wonderland! Where did you go and what did you do there?




Answer
Key
OK


Winter Wonderland Word Search


artic
Happy New Year
freeze
hibernation
ice
icicle
frost
liquid
Martin Luther King
melt

mittens
sled
migration
penguin
polar bear
snow
snowflake
snowman
solid
winter



icimelwinarticliqmesnosolwinpolhahen
iekaosolwinsnpopenmigHappyNewYear
liqMaLumelarfrezzefroqpfrosticekilemk
froliqmelsledsolidsnosolwinliqicibfezl
hibernfreLuMarmeMartinLutherKingsle
migrfroswinhibernationpenpolbessnokilo
freezekfieja;eidianedandisleachwithme
skhejkeusnalliquidkdiwlmeltcoldweahlill
mitsnomasltermittenskielasineoandlilnw
opekapalwinterkiehjastkeldadijaerjergap
iciclekdielohsygtrsfadeqwnbjkgiorpollo
kdieoehaussolidskiejuhgfbvytrsflopahj
jdkdueiejghawinterjfkguiehalsnowmanf
snowflakesnowkioeuhgtdfrsedwxvscfxre
kiodjapolarbearmbnbidskamigrationldo
dkguirjrjifoekdijjsjushelloepkiougyhftgrefdscvxpenguinskilopl
jduehkdiejajeldkiwoppwajeiaheopfujgsledgfdvcrfdscxzdeasatc






Winter Wonderland Word Search

artic
Happy New Year
freeze
hibernation
ice
icicle
frost
liquid
Martin Luther King
melt

mittens
sled
migration
penguin
polar bear
snow
snowflake
snowman
solid
winter



icimelwinarcticliqmesnosolwinpolhahen
iekaosolwinsnpopenmigHappyNewYear
liqMaLumelarfrezzefroqpfrosticekilemk
froliqmelsledsolidsnosolwinliqicibfezl
hibernfreLuMarmeMartinLutherKingsle
migrfroswinhibernationpenpolbessnokilo
freezekfieja;eidianedandisleachwithme
skhejkeusnaliqidkdiwlmeltcoldweahlill
mitsnomasltermittenskielasineoandlilnw
opekapalwinterkiehjastkeldadijaerjergap
iciclekdielohsygtrsfadeqwnbjkgiorpollo
kdieoehaussolidskiejuhgfbvytrsflopahj
jdkdueiejghawinterjfkguiehalsnowmanf
snowflakesnowkioeuhgtdfrsedwxvscfxre
kiodjapolarbearmbnbidskamigrationldo
dkguirjrjifoekdijsjushelloepkiougyhftgrefdscvxpenguinskilopl
jduehkdiejajeldkiwoppwajeiaheopfujgsledgfdvcrfdscxzddeasatc






Snowflake Punctuation Sentences.

Put the correct punctuation (. ! ?) at the end of each sentence.

1. Yay It's snowing
2. Hooray We're going to have a snow day
3. I love when it snows
4. Aren't these snowflakes beautiful
5. The snow really sparkles in the sunlight
6. I like catching snowflakes on my tongue
7. A snowflake has 6 sides
8. Would you like to cut out snowflakes with me
9. Let's hang our snowflakes from the ceiling
- 10 The snowflakes are sticking to the trees like frosting



Snowflake Slider

0
1
2
3
4
5
6
7
8
9
10

A
B
C
D
E
F
G
H
I

J
K
L
M
N
O
P
Q
R
S
T

U
V
W
X
Y
Z



@TeachWithMe.com Sliders

Students can
color the
shapes.

Cut Out Sliders. Insert Into Slider.

Slits to review numbers, letters & shapes.

For the alphabet slider glue 2nd strip "J" under "I" & 3rd strip "U" under "T". To avoid accidentally pulling out strips you can glue a longer strip of paper on the end & then simply fold the end tabs in to pull the strip out to change to another slider.

Snowflake Info-Strip Slider

Materials:

- Construction paper
- Scissors
- Glue sticks (If you want to back with construction paper)

Directions:

Prep:

- Run off master.
- Pre-cut slider strips
- Pre-cut slits in slider shape

The next day...

1. Children CUT out their slider shape. (You can mount it on a complimentary colored sheet of construction paper for more durability.)
2. Students WRITE their name on the BACK of their slider shape.
3. Children insert slider strip from the back to the front. Teacher decides what slider students will be working on. (ABC, 123, Shapes)
4. As a whole group, we use the manipulative to review the information on the slider.
5. I encourage the children to do it again for their parents and include a note about the slider in my newsletter.
6. I ask parents to ask their child to share their slider with them. It helps reinforce lessons, builds self-esteem, and shows their child that they care about what they are learning in school.
7. Since we have a slider for each theme, they make a nice collection. My students love collecting them.
8. Sliders are a nice quick and easy art project that nails and reviews several report card standards in a fun way. It's a great fine motor skill as well.
9. After my students are done with their slider, they clean up their work station, leave their slider at the table and transition to a Tummy Tubby Time activity. When everyone is done, they get their slider and sit on our *Circle of Friends* carpet.
10. Depending on time, we insert 1 or 2 sliders and review the material as a whole group. I'll have them put the shortest shape slider strip in, take the other sliders back to their desk, and we'll review body parts (put your slider on your elbow, knee, wrist etc.), then we'll use it for spatial directions; (put your slider on, behind, above, beside you.) We'll finish up with the *Slider Pokey* and finally "Blast Off" counting from 10-0 and then go put our sliders in our backpacks. ☺



Body Part Identification

- ❖ Put the snowflake on your shoulder.
- ❖ Put the snowflake on your shin.
- ❖ Put the snowflake on your knee.
- ❖ Put the snowflake on your elbow.
- ❖ Put the snowflake on your leg.
- ❖ Put the snowflake on your wrist.
- ❖ Put the snowflake on your thigh.
- ❖ Put the snowflake on your forehead.
- ❖ Put the snowflake on your waist.
- ❖ Put the snowflake on your hip.
- ❖ Put the snowflake on your left hand.
- ❖ Put the snowflake on your right hand.
- ❖ Put the snowflake on your palm.
- ❖ Put the snowflake on your head.
- ❖ Put the snowflake on your heel.
- ❖ Put the snowflake on your toes.
- ❖ Put the snowflake on your foot.
- ❖ Put the snowflake on your back.
- ❖ Put the snowflake on your neck.
 - Turn around.
 - Sit down.
 - You're done.
 - Having fun?



Snowflake Pokey

Put your snowflake in
Take your snowflake out
Put your snowflake in
Now you shake it all about
You do the Snowflake Pokey and you turn your self around.
That's what it's all about.

You put your snowflake up.
You put your snowflake down.
Your put your snowflake up.
Now you twirl it all around.
You do the Snowflake Pokey and you turn your self around.
That's what it's all about.

You put your snowflake to the left.
You put your snowflake to the right.
You put your snowflake to the left.
Now you hide it out of sight.
You do the Snowflake Pokey and you turn your self around.
That's what it's all about.

You do the Snowflake Pokey.
You do the Snowflake Pokey.
You do the Snowflake Pokey.
Happy Happy Happy
New Year!




Congratulations!

You have done Brrrrrrrrrrrrrrrrrrrr-illiant
& Sparkling work today!



Teacher: _____

Date: _____





January Bibliography:

The ones in blue are extra-special favorites.



My Books To Read:

1. A Snowman Named Just Bob, Moulton \$14.95
2. A Snowy Surprise, Hest \$3.99
3. A Winter Day, Florian \$3.99
4. All You Need For A Snowman, Lavallee, \$6.25
5. Arctic Fives Arrive, Pinczes \$3.99
6. Bears Busy Year (A book about seasons) Leonard \$11.95
7. Best Friends in the Snow, Medearis \$3.99
8. Big Bear Little Bear, Bedford \$6.25
9. Cat and Mouse in the Snow, Bogacki \$16.00
10. Dream Snow, Carle \$21.99
11. Five Little Penguins Slipping On The Ice, Metzger \$4.25
12. Flip & Flop, Apperley 3.99
13. Frosty The Snowman \$1.49
14. Frosty The Snowman, Rollins \$10.95
15. Frozen Noses, Carr \$4.25
16. Here Comes the Snow, Medearis \$3.99
17. Jack and Jill and Big Dog Bill, Weston \$3.99
18. January Brings The Snow (A book of the months) Coleridge \$6.95
19. Look-A Snowflake, Craig \$1.95
20. Millions of Snowflakes, Siddals \$2.95
21. Names For Snow, Beach \$14.95
22. One Snowy Day, Scherer \$3.99
23. Penguins 123, Schafer \$3.99
24. Puppies in the Snow, Young \$3.99
25. Sledding, Winthrop \$3.99
26. Snow, Dane-Bauer \$3.99

27. Snow, P.D. Eastman \$7.99
28. Snow Angels, Hood \$2.95
29. Snow Bears, Waddell \$3.99
30. Snow Dance, Evans \$3.99
31. Snow Family, Kirk \$6.95
32. Snow Music, Perkins \$4.25
33. Snow Play, Spohn \$11.95
34. Snow What Fun! Hawkinson \$9.95
35. Snowballs, Ehlert \$7.00
36. Snowmen At Night, Buehner \$4.95
37. The Big Red Sled, Gerver \$3.99
38. The Biggest Snowman Ever! Bennett \$3.99
39. The Littlest Angel, Dubowski \$1.39
40. The Mitten, Brett \$4.95
41. The Mitten, Walsh \$2.95
42. The Mouse That Jack Built, Szekeres' \$2.99
43. The Puzzled Penguin Pop-Up book, Faulkner \$11.95
44. The Snow Bear, Moss \$12.95
45. The Snowy Day (A board book) \$5.95
46. There Was A Cold Lady Who Swallowed Some Snow! Cotandro \$3.99
47. Tacky and the Emperor, Lester \$5.95
48. Tacky In Trouble, Lester \$5.95
49. Tacky The Penguin, Lester \$5.95
50. Tacky: Three Cheers For Tacky, Lester \$5.95
51. Tackylocks & The Three Bears, Lester \$5.95
52. When It Starts To Snow, Gershator \$14.95
53. When Will It Snow? Crisp \$5.95
54. When Winter Comes, Van Laan \$5.95
55. Winter Wonderland, Rogers \$2.95
56. Winter Is Here! Weinberger \$3.99
57. Winter's Song, Daniel \$2.95
58. Without You, Weeks \$16.99



Children's Book Basket:

1. A Frosty Day (A Little Golden book), Posner \$2.49
2. A Little Bit Of Winter, Stewart \$4.25
3. A Silly Snowy Day, Coleman \$3.95
4. Ah-choo! Cuyler \$3.25

5. Alaska's Three Bears, Cartwright \$4.95
6. Amy Loves The Snow, Hoban \$2.95
7. Animal World: The Penguin \$4.25
8. Antarctic Antics, Sierra \$3.99
9. Baby Beluga, Wolff, \$3.99
10. Bear Snores On, Wilson \$4.95
11. Big Tracks, Little Tracks, Selsam \$3.99
12. Copy Me, Copycub, Edwards \$3.99
13. Dinofours: It's Snowing!, Metzger \$3.95
14. Follow The Polar Bears, Black \$3.99
15. Footprints in the Snow, Benjamin \$3.99
16. Frosty The Snowman, \$1.95
17. Frosty The Snowman Board Book \$5.59
18. Geraldine's Big Snow, Keller \$3.99
19. Helping, Perich \$1.00
20. Here Comes Winter, Craig \$2.95
21. Huggly's Snow Day, Arnold \$3.25
22. It's Winter, Glaser, \$4.95
23. Let It Snow, Palazzo-Craig \$2.95
24. Little Polar Bear Finds A Friend, deBeer \$4.95
25. Living In The Arctic, Fowler \$5.95
26. Love Songs of the Little Bear Wise Brown, \$14.95
27. Max and Maggie In Winter (A NICE MICE book) \$2.95
28. Nature's Wild Penguins, Resnick \$5.95
29. Over In The Arctic, Roop \$4.25
30. Papa Papa (Penguins) Marzollo \$3.95
31. Penguin Pete, Ahoy!, Pfister \$4.25
32. Penguin Pete and Little Tim, Pfister \$4.25
33. Penguin Pete and Pat, Pfister \$4.25
34. Plenty of Penguins, Black \$3.99
35. Polar Babies, Ring \$3.95
36. Polar Bears, Canizares \$3.95
37. Polar Bear, Polar Bear, What Do You Hear? (Board Book) Martin \$6.95
38. Scooby-Doo: That's Snow Ghost, Wigand \$3.95
39. Slippidy Seal, Preston \$4.95
40. Snow, Wallace \$9.95
41. Snow Day, Fain \$5.95
42. Snow Day, Balducucci \$2.95
43. Snow Day, Maestro \$4.95
44. Stella Queen of the Snow, Gay \$4.95
45. Stone Soup, McGovern \$2.95
46. Teddy's Snowy Day, Beck \$4.25
47. The Big Snowball, Lewison \$3.99

48. The Biggest Snowman Ever, Kroll \$3.99
49. The Biggest, Best Snowman, Cuyler \$5.95
50. The Biggest Snowball, Lewison \$3.95
51. The Biggest Snowball Ever! Rogan \$3.99
52. The Emperor's Egg, Jenkins \$14.95
53. The Fattest, Tallest, Biggest Snowman Ever, Ling \$3.99
54. The Friendly Snowman, Gordon \$2.95
55. The Little Snowflake, Metzger \$3.95
56. The Missing Mitten Mystery, Kellogg \$6.95
57. The Mitten Tree, Christiansen \$4.95
58. The Snow Angel, Debby Boone \$10.95
59. The Snow Child, Gliori \$5.95
60. The Snow Lambs, Gliori \$3.99
61. The Snowman Storybook, Briggs \$3.25
62. The Snow Storm, Amery & Cartwright \$2.95
63. The Snow Storm, Richard Scarry \$2.95
64. The Snowy Day, Keats \$4.95
65. The Tiny Snowflake, Ginolfi \$7.99
66. This Bird Can't Fly, Canizares \$3.29
67. Wake Me In Spring, Preller \$3.99
68. Welcome to the Ice House, Yolen \$3.99
69. What Do You Know? Snow! Hudson, \$3.99
70. What Happened? Williams \$2.75
71. White Snow Bright Snow, Tresselt \$3.95
72. Where Do You Sleep, Little One? Hooper \$4.95
73. Why I Sneeze, Shiver, Hiccup, and Yawn, Berger \$5.95
74. Winter Days In The Big Woods, Wilder \$4.25
75. Winter Snowman \$5.95

Martin Luther King Books:

1. Martin Luther King, Jr. The Fight For Freedom, Mattern \$3.99
2. A Picture book Of Martin Luther King, Jr., David A. Adler \$4.95
3. Easy Theme Readers: Famous Americans: Martin Luther King, Jr. Marcia S. Gresko \$2.49
4. Let's Read About Rosa Parks, Courtney Baker \$3.99
5. Marching To Freedom: The Story of Martin Luther King, Jr., Joyce Milton \$3.99 (Includes seven pages of photographs.)
6. Yo! Yes? Chris Raschka \$4.95

New Books I've Just Added (I really needed more right?)

January:

1. Baa-Choo! Sarah Weeks, \$3.95

2. Curious George Goes Sledding, Margret and H.A. Reys \$4.50
3. Don't Wake Up The Bear, Murray, \$6.95
4. Ice, Berger \$2.99
5. Polar Babies, Susan Ring \$3.99
6. Puppies In The Snow, Young \$4.59
7. Sledding, Elizabeth Winthrop \$3.99
8. Snow, Berger \$2.99
9. Snow Bear, Harper \$15.95
10. Snow Day, Plourde, \$4.99
11. The Abominable Snow Teacher, Lisa Passen \$4.25
12. The Bear Under The Stairs, Cooper \$5.95
13. The Biggest Snowball Fight! Medearis \$3.99
14. The Magic Snowman: A sort-to-touch story, Baxter & Jones \$14.95
15. The Smallest Snowman, Sara Fisch \$3.99
16. The Snow Champion, Carol Pugiano-Martin \$3.99
17. Under My Hood I Have A Hat, Kuskin \$3.99
18. Winter Wonderland with the Care Bears, Justin Spelvin \$3.99
19. The Biggest Snowball Fight! Medearis \$3.99

