


Where Are The Penguins?


This Spatial Direction Book Belongs To:




TeachWithMe.com

Where Are The Penguins?


This Spatial Direction Book Belongs To:



The penguin is beside the snowbank.




The penguin is beside the snowbank.




$\frac{x}{2}$

The penguin is above the snowbank.

 $\frac{x}{2}$

The penguin is above the snowbank.





The penguin is under the snowbank.

X
3




The penguin is under the snowbank.


X
3

The snowbank is between the penguins.

5



X
4




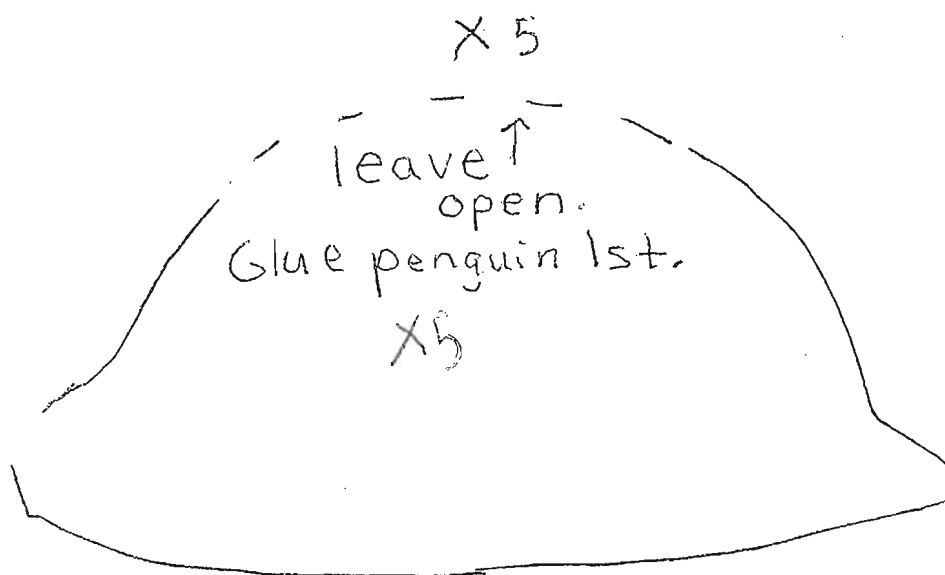
The snowbank is between the penguins.

5

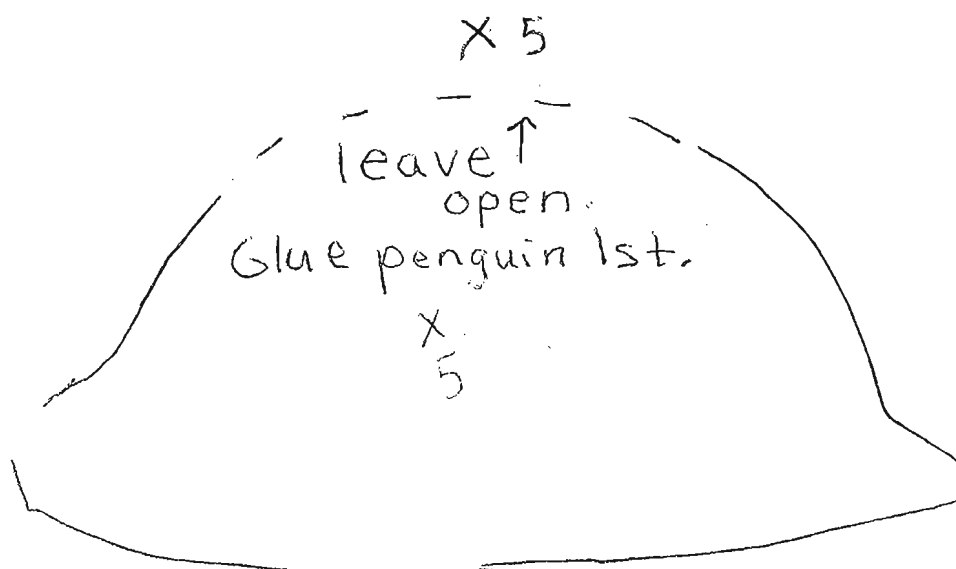


X
4





The penguin is **behind** the snowbank.




The penguin is **behind** the snowbank.

Glue your school picture on the Eskimo's face.




I invited the penguin to come inside my ice cave.


Glue your school picture on the Eskimo's face.



I invited the penguin to come inside my ice cave.








He could not stay, so he waddled away,
to play with his friends on this cold winter's day.




He could not stay, so he waddled away,
to play with his friends on this cold winter's day.

Don't glue the top down.
Then your penguin can
peek out.



Do you see the left-right, left-right pattern?



Do NOT cut on the line.
Cut AROUND it, or you
won't be able to see your
snowbank when you glue it down.