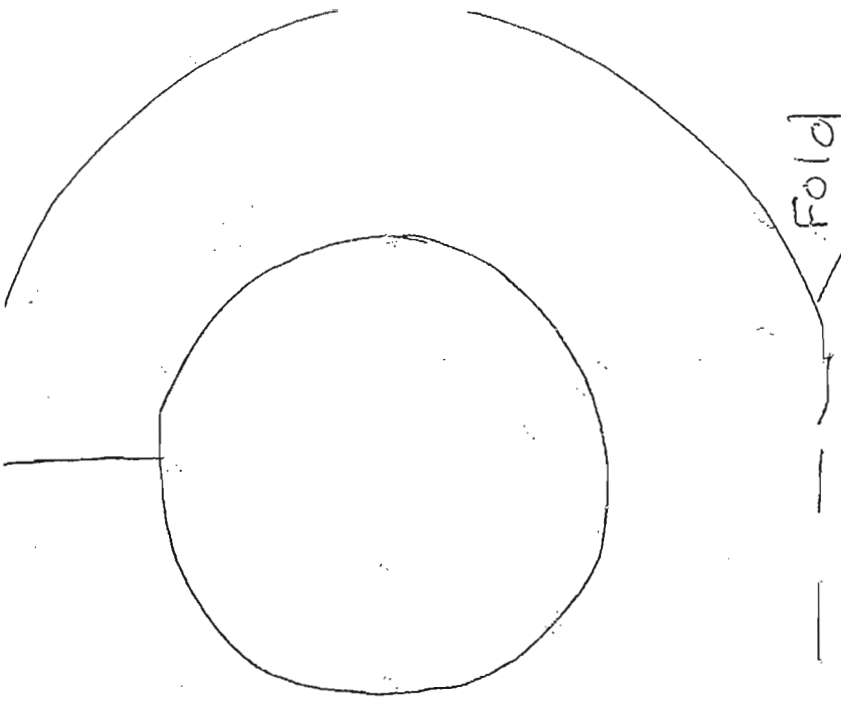


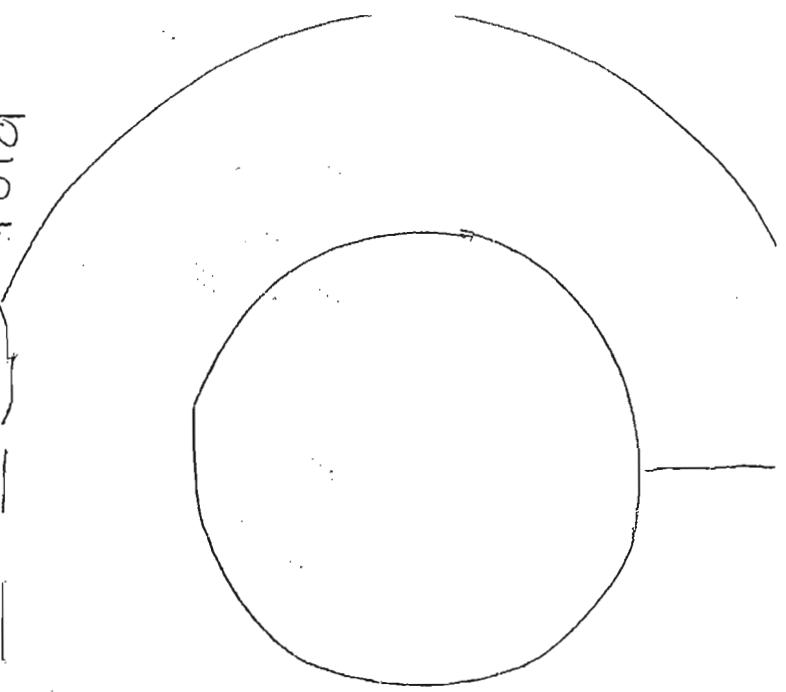


Penguins

Penguin Unit
©TeachWithMe.com


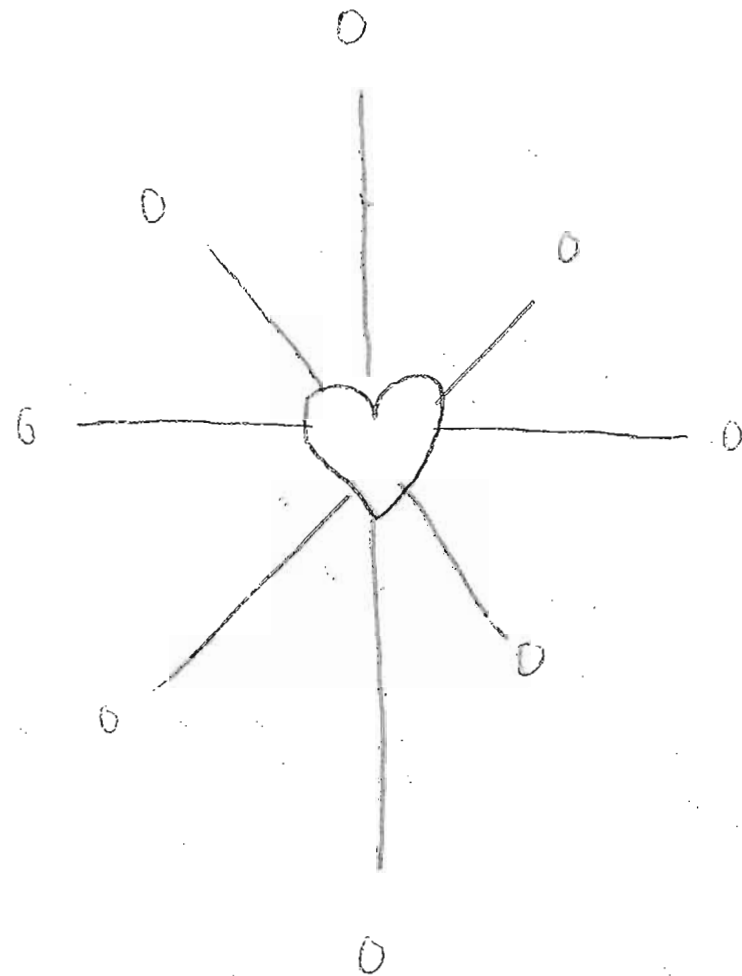




Fold




Do NOT Disturb!

**ENTER at your
own risk!**






Write some Pp's on your own on the bottom.



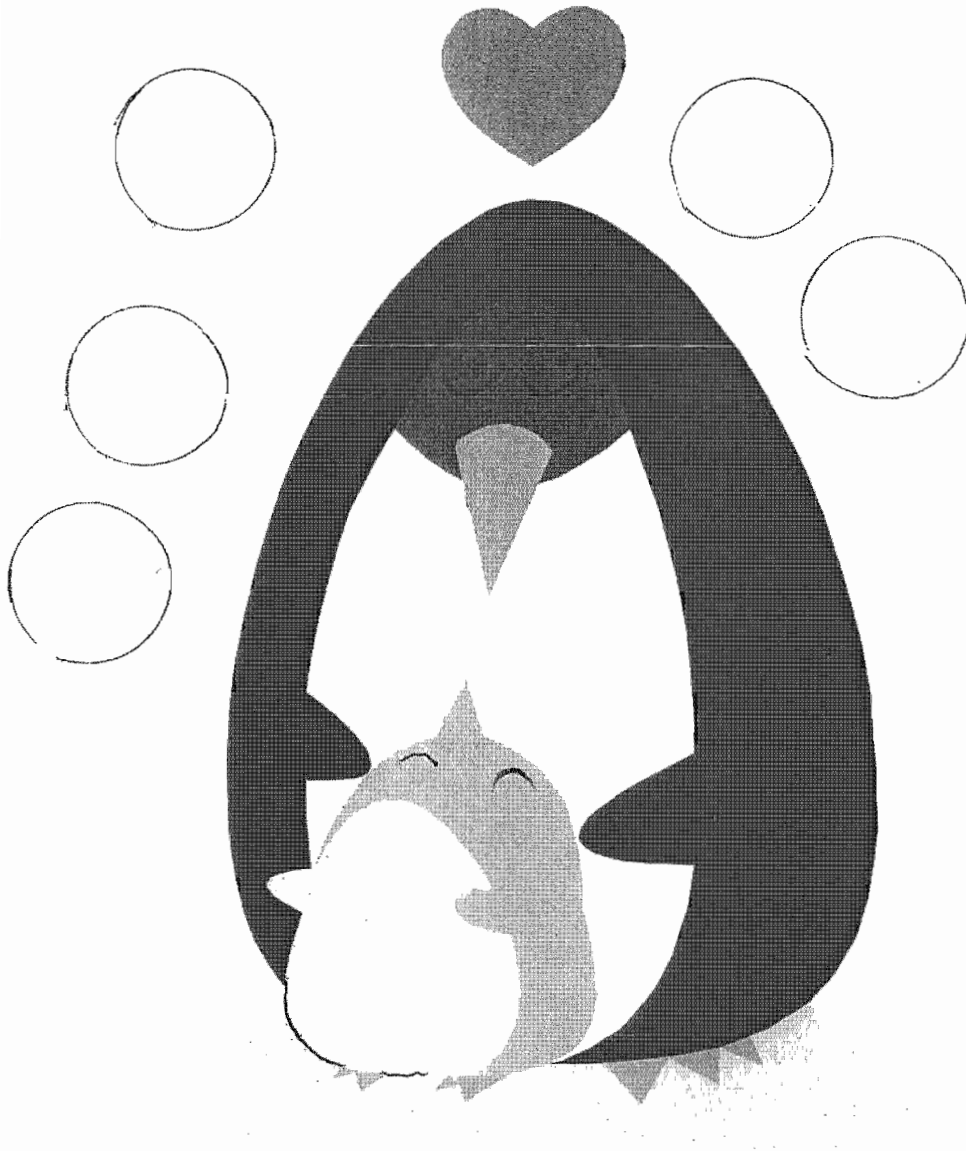
WRITE your name at the top of the paper.
FIND your name at the bottom and **CIRCLE** it.

Bingo Dot Patterns




P is for penguin
and pattern.
Choose 2 bingo
dot colors and
make an ABAB
pattern.

Bingo dot a group/set of 5
 $4 + 1 = 5$ or $3 + 2 = 5$




©TeachWithMe.com


Bingo dot a group / set of 10
 $5 + 5$ again, $5 + 5 = 10$.
Use a DIFFERENT color for each set of 5.




Bingo Dot groups/sets
There are two groups/sets.
Dot each group/set a
DIFFERENT color.

$$5+5 \text{ again}$$
$$5+5 = 10$$







Bingo Dot a Group/Set of 5

Choose 2 colors. Dot 4 circles 1 color and 1 circle the other color,
OR 3 one color and 2 the other color. **CIRCLE** the equation you chose.


$$4 + 1 = 5$$

$$3 + 2 = 5$$




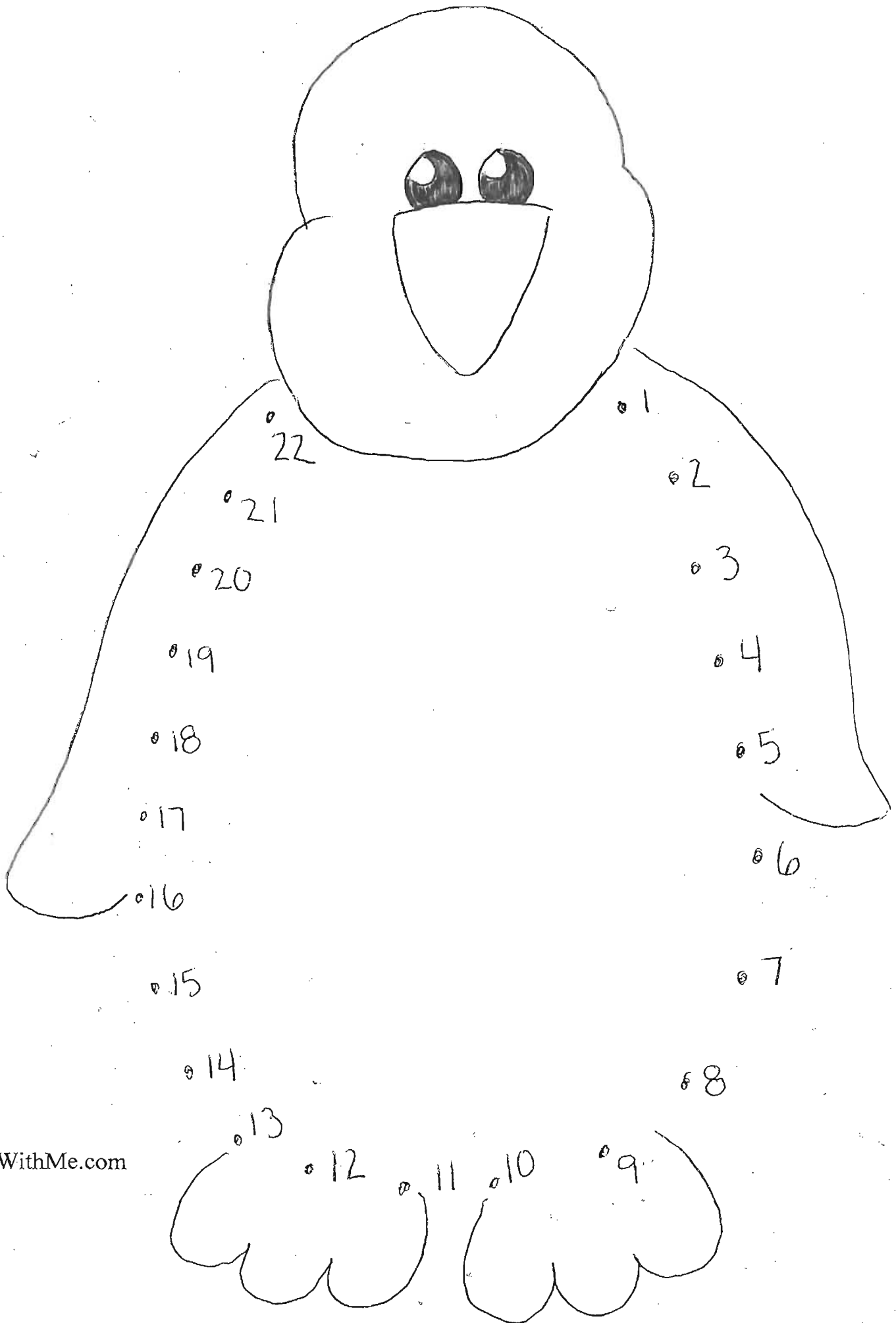
Bingo Dot a Group/Set of 10

Choose 2 colors. Dot 5 circles 1 color and the other 5 circles the other color,
5+5 again, 5+5=10

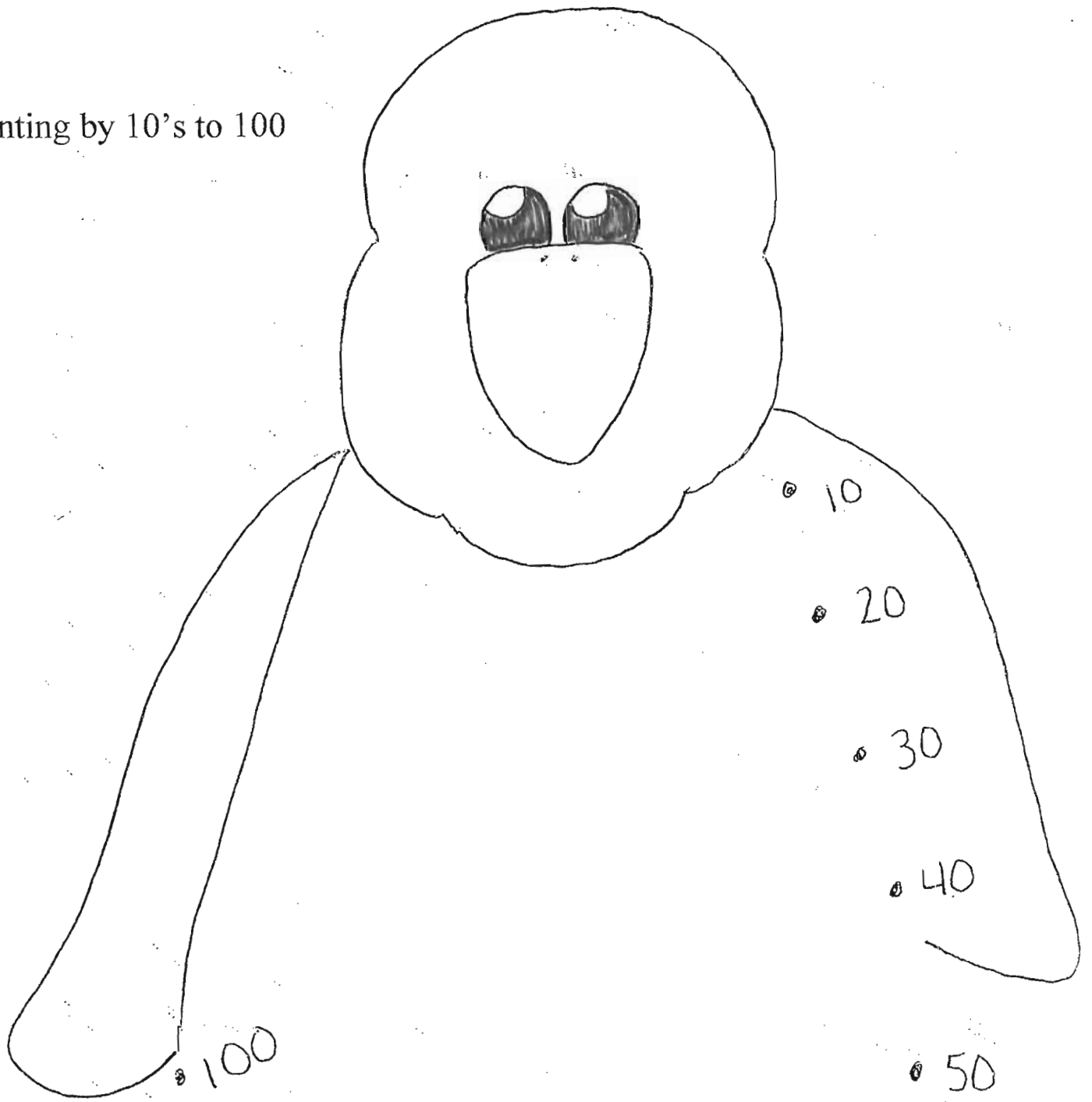


Bingo Dot A Group-Set Of _____
Choose 2 colors. Here is the equation.

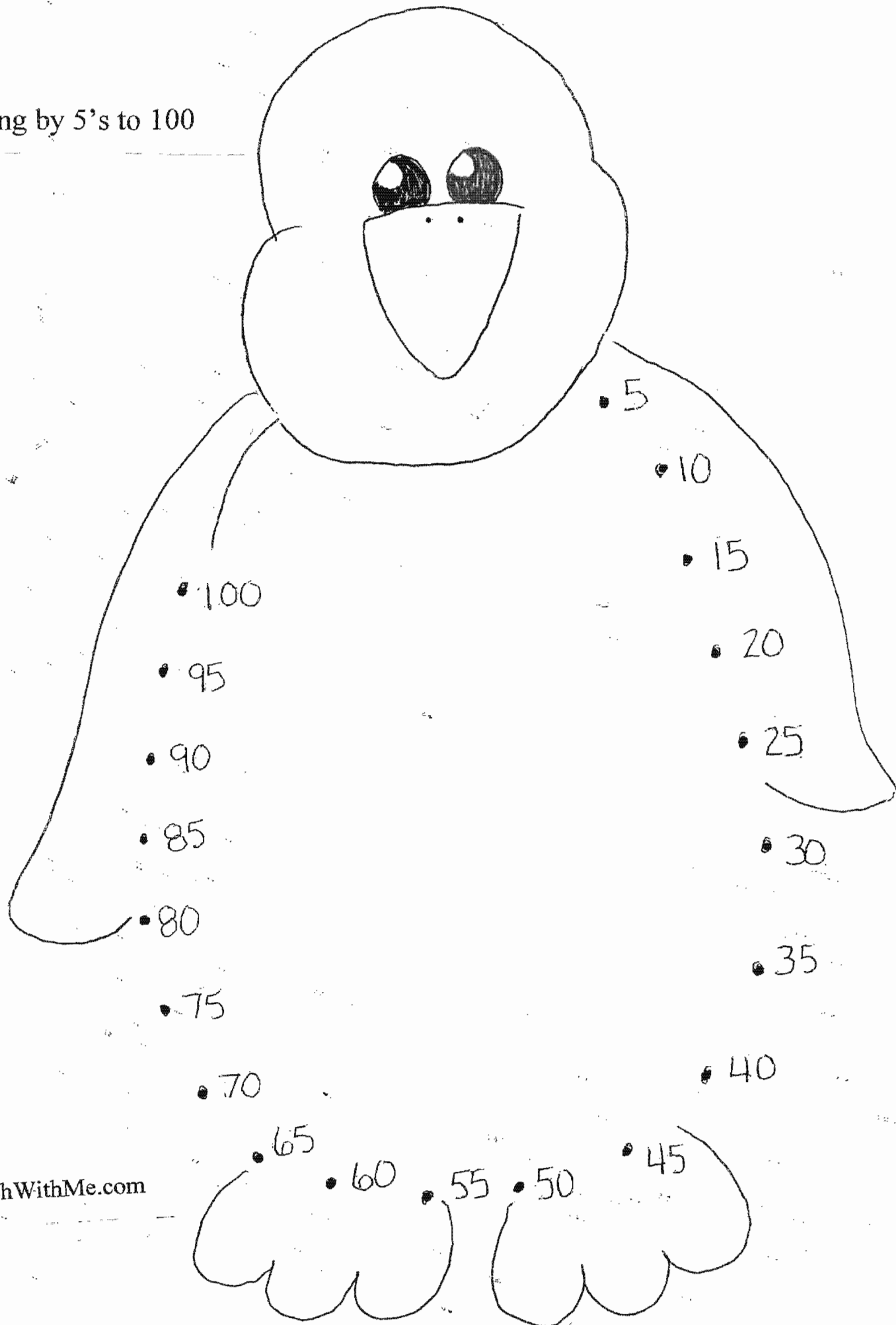


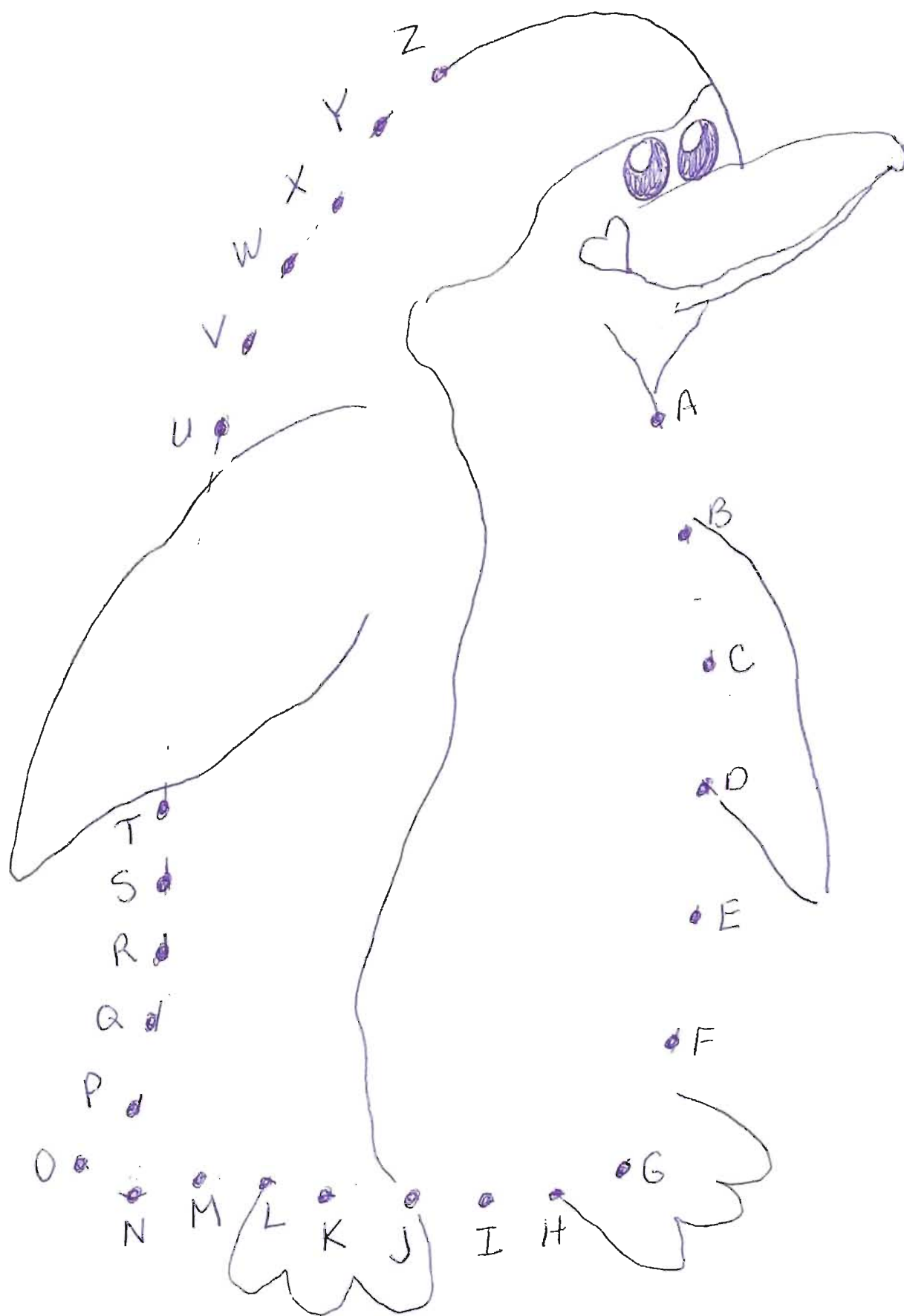


Counting by 10's to 100




Counting by 5's to 100







Symmetry



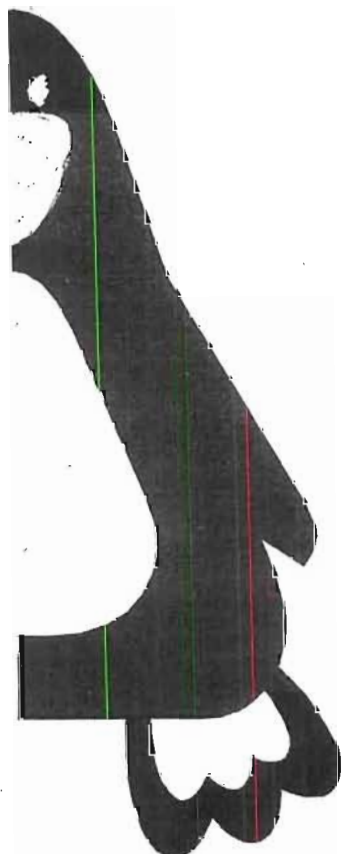
Finish the picture.



Finish the picture.



Finish the picture.



Penguins On A Roll dice game

Directions:


#'s 1-6

- Choose a partner.
- Roll the dice.
- High number goes first.
- Roll one dice, whatever that number, color in that polka dot/heart.
- The first one to get their penguin colored in is the winner.
- If you have already colored in that number then give the dice to your partner.


#'s 1-12

- Use two dice and add them together.
- Same rules apply as above, only there are more equations to get to those numbers.
- If you want your students working on the math equations, have them write out the equations they get to fill in those numbers on the back of their paper.

Penguins On A Roll dice game




Penguins On A Roll dice game




I Spy A Number!

CIRCLE the number, then TRACE it.
Please play I Spy with me at home.



I Spy A Number!

CIRCLE the number, then TRACE it.
Please play I Spy with me at home.







Penguin starts with Pp

Circle all of the upper and lowercase letter Pp's that you can find.
There are 10.

p d d p b q 6 p 6 p q
b d p b q b q g p 6
q p d q p b b p q
g p g p b g b q

Penelope Penguin is confused.
Help her find her initial by putting
a CIRCLE around all the letter P's.







Listening & Following Directions

1. WRITE your name on the top of the paper with a RED crayon.
2. COLOR the eyes of the penguin GREEN.
3. TRACE the penguin's wings in BLUE.
4. TRACE around the penguin's head & body in BLACK.
5. COLOR the egg on the penguin GRAY.
6. COLOR the heart on the penguin RED.
7. COLOR the bill on the penguin ORANGE.
8. TRACE the penguin's feet in YELLOW.
9. TRACE the penguin's belly in PINK.
10. Check your work and hand in your paper.

Name _____


* Answer
Key






Put an X on the penguin to match the number in the row next to it.


1




2




3



4



5




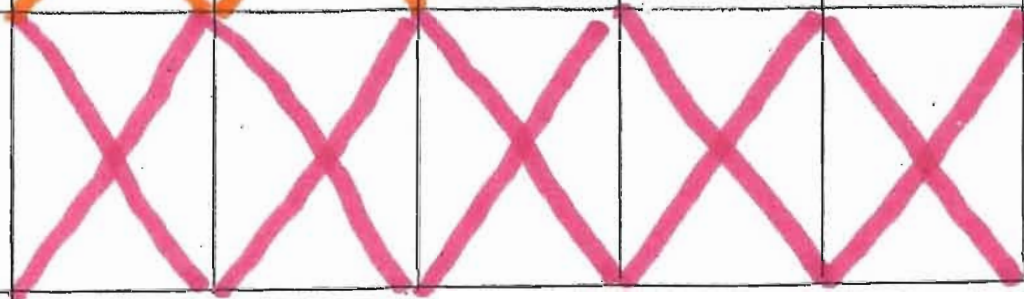
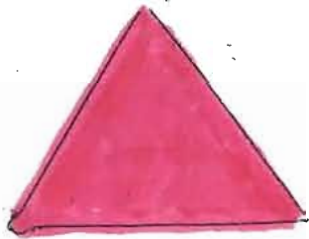
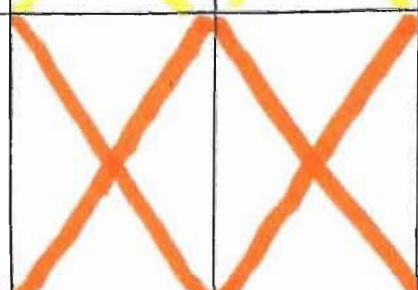
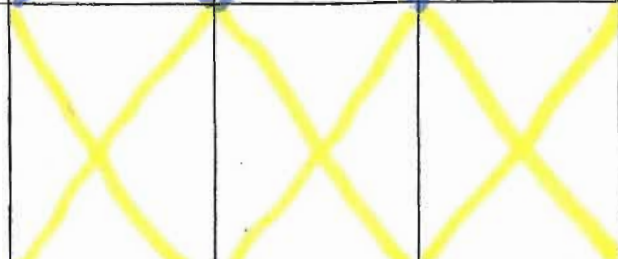
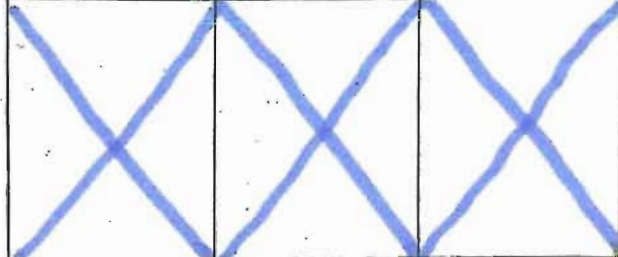
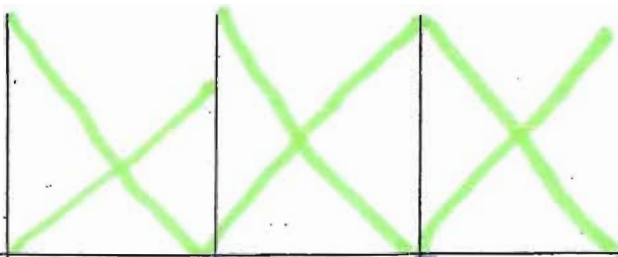

Number Fun!



Graphing

COLOR each kind of shape the SAME color.
Use a DIFFERENT color for each group of shapes.






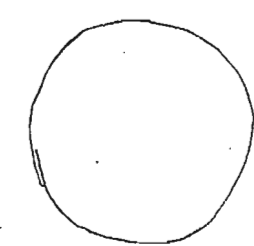

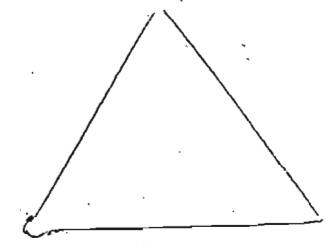


COLOR the shapes the SAME colors as the ones on the penguin.
COUNT the shapes. Using the matching color crayon, put that many X's in the box.
Graph the penguin.

COLOR each kind of shape the SAME color.
Use a DIFFERENT color for each group of shapes.

Graphing



| | | | | | | | | |
|--|--|--|--|--|--|--|--|--|
|  | | | | | | | | |
|  | | | | | | | | |
|  | | | | | | | | |
|  | | | | | | | | |
|  | | | | | | | | |





COLOR the shapes the SAME colors as the ones on the penguin.
 COUNT the shapes. Using the matching color crayon, put that many X's in the box.
 Graph the penguin.





**Penguin MORE THAN &
LESS THAN**

CIRCLE the group/set that has MORE pumpkins
This group is greater than the other group.

$$10 > 9$$



CIRCLE the group/set that has LESS pumpkins. This group is less than the other group.




$$7 < 8$$



1




2



3




4




5

Using a DIFFERENT color crayon, match each set/group to its number.


6




7



8




9




10



Using a DIFFERENT color crayon, match each set/group to its number.



©TeachWithMe.com





Match the buttoned penguin to his numbered ice house.

CUT the rectangles out and GLUE them to the bottom of the number.

Ordinal Numbers


- ❖ Put an egg on the feet of the 3rd penguin.
- ❖ Put an X on the tummy of the 1st penguin.
- ❖ Circle the 2nd penguin.
- ❖ Put a belly button on the 5th penguin.
- ❖ Put a heart on the 4th penguin.
- ❖ Write your name under the penguins.








Complete the pattern.

TeachWithMe.com









Similarities & Differences

There is a spy, one that is different, in each row. Zap it with an X.



Penguin Sort

©TeachWithMe.com



©TeachWithMe.com

Penguin Sort

Penguins come in all shapes & sizes.
Cut, sort and glue these small, medium & large
penguins to their correct boxes.

small

medium


large

Sorting

Here are some things you can do with these penguins.

Your teacher will tell you what she wants you to do with your penguins.

- ❖ **CUT** out the penguins below and sort them into **small** and **large** piles.
- ❖ Sequence the numbers. Put them in order from 1-10
- ❖ Put all the **EVEN** numbers in one pile.
- ❖ Put all the **ODD** numbers in another pile.
- ❖ **GLUE** your penguins in a group of how your teacher wants you to glue them.



Sorting Sheet:

Small

Large

Sorting Sheet:

Odd


Even

Sorting Sheet:

Objects Sequenced In Order

1 2 3 4 5 6 7 8 9 10

Put the correct number of tally marks next to the number.



1
2
3
4
5

10




Stamp a group/set of

_____.


What's Missing?

Fill in the missing link.




What's Missing?

Fill in the missing link.




COUNTING:

Fill in the missing numbers.




| | | | | |
|--|----|--|--|--|
| | 2 | | | |
| | 7 | | | |
| | 12 | | | |
| | 17 | | | |
| | 22 | | | |




COUNTING:

Fill in the missing numbers.




| | | | | |
|--|--|--|--|--|
| | | | | |
| | | | | |
| | | | | |
| | | | | |
| | | | | |





ALPHABET

Fill in the missing letters.




| | | | | |
|---------|--|--|--|---|
| | | | | E |
| | | | | J |
| | | | | O |
| Penguin | | | | |
| | | | | Y |




Uppercase

ALPHABET

Fill in the missing letters.




| | | | | |
|--|--|--|--|--|
| | | | | |
| | | | | |
| | | | | |
| | | | | |
| | | | | |




Uppercase

ALPHABET

Fill in the missing letters.



| | | | | |
|---|--|--|--|--|
| a | | | | |
| f | | | | |
| k | | | | |
| p | | | | |
| u | | | | |




| |
|---|
| z |
|---|


Lowercase

ALPHABET

Fill in the missing letters.



| | | | | |
|--|--|--|--|--|
| | | | | |
| | | | | |
| | | | | |
| | | | | |
| | | | | |




| |
|--|
| |
|--|

Lowercase


Help the penguin get to his friend at the North Pole

START



FINISH






Penguin Pencil Topper

Cut out the penguin.

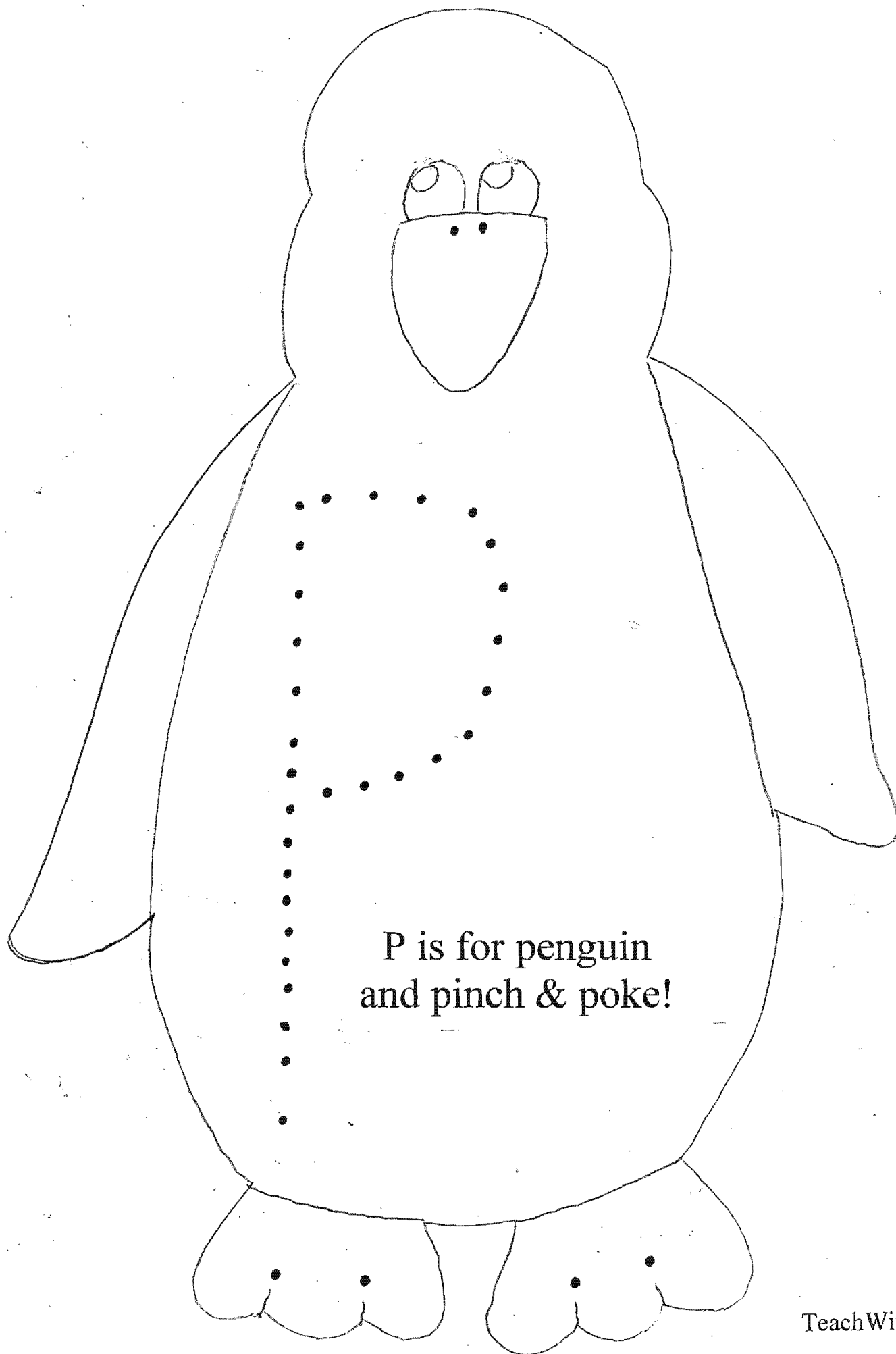
Cut the lines to make slits.

Insert pencil.




Enjoy. ☺





Pinch & Poke Penguin




P is for penguin
and pinch & poke!







Snip & Cut





Snip & Cut




Snip & Cut



Snip & Cut



1 1 — one



2 2 — two

3 3 — three

4 4 — four

5 5 — five

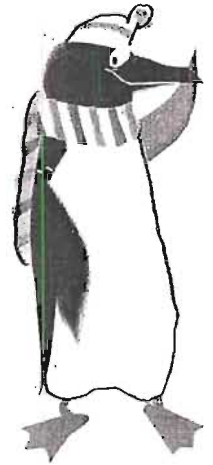


Number Fun!

6

6

six



7

7

seven

8

8

eight

9


9

nine


10






10

ten




Number Fun!







TRACE the lines. Use a DIFFERENT color for each one.





**Look at how well I
write my name!**




**Look at how well I
write my name!**




Look at how well I
write my name!



Look at how well I
write my name!





TRACE and WRITE the spatial direction words.

©TeachWithMe.com

above _____

beside _____

left _____


right _____

on _____

under _____

between _____


behind _____



Penguin WRITING Prompts

1. It would be fun to have a penguin for a pet. I'd name him/her _____ and...(Tell me about having a penguin for a pet.)
2. If I lived in the Antarctic with the penguins I'd need...
3. If I were a penguin and escaped from the zoo and came to school I ...
4. If my penguin were on Face Book here's what he'd have to say:
5. My penguin's room would look like...
6. If I could be a penguin for a day, this is what I think it would be like:

Penguin Word Find



jarookerykecopencolonychAn
penguincAndivswkchickdibkl
whpreAntarcticadiveswhaltob
swimto blawhipredeghwalesea
egEmsealWestobogganbirend
blackwhiteEmWestpredatorbi
eglspewebcamouflagejasdani
Westwebendeggkeljergabstev
WestebispEmperordianelovhe
yesnanWestern hemispheredan
endwebspbirdaslancthispfeted
xyzabcspeciesohmygoodnessl
boncmbiwebbed feetjkoelodso
idlaneliglysiaendangeredlydia

Antarctica
bird
black
camouflage
chick
colony
dive
egg
endangered
penguin
predator
rookery
seal
species
swim
toboggan
webbed feet
Western hemisphere
whale
white

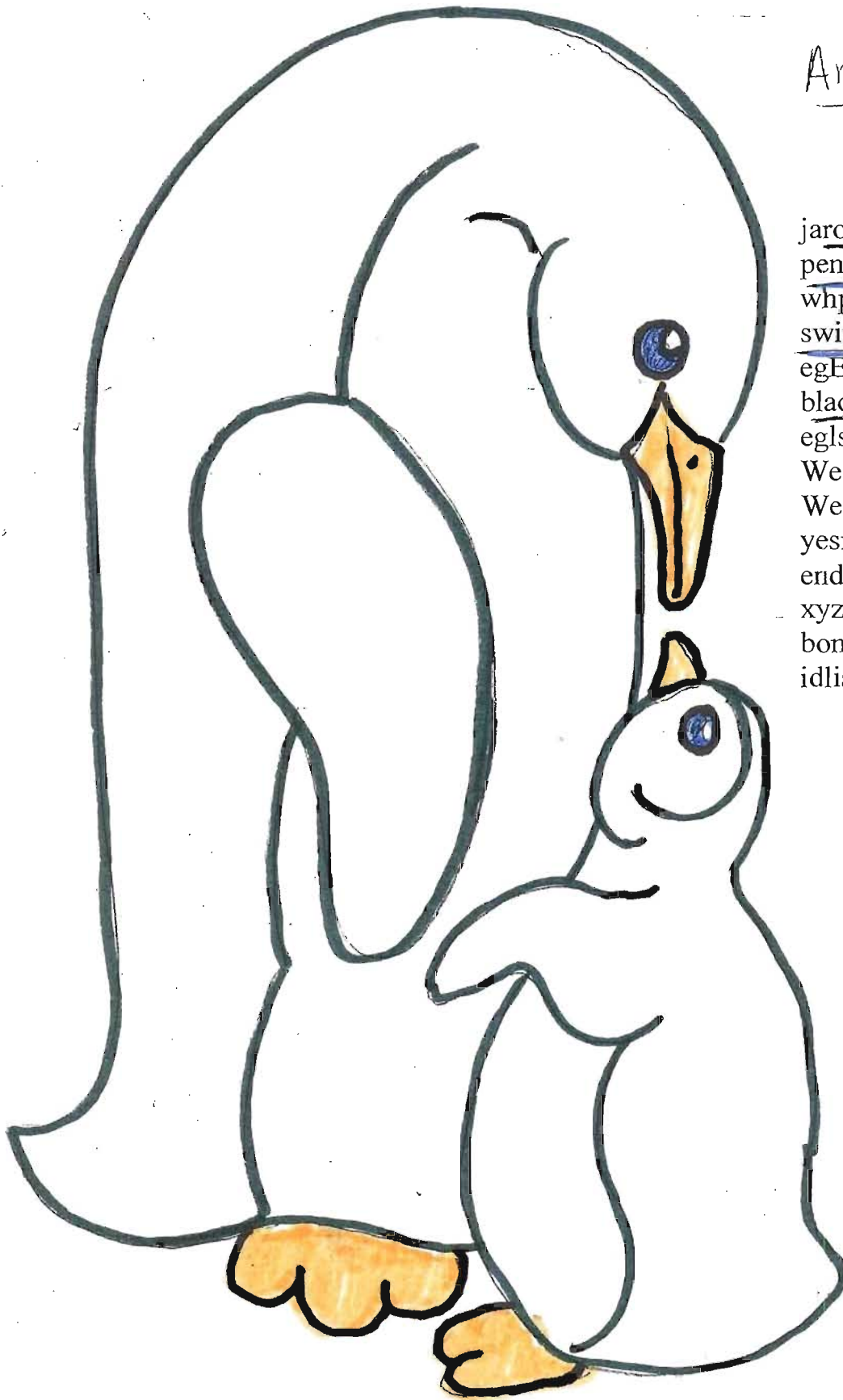



Penguin Word Find


Answers

jarookerykecopencolonychAn
penguincAndivswkchickdibkl
whpreAntarcticadiveswhaltob
swimto blawhipredeghwalesea
egEmsealWestobogganbirend
blackwhiteEm Westpredatorbi
eglspewebcamouflagejasdani
Westwebendeggkeljergabstev
WestebispEmperordianelovhe
yesnan Western hemispheredan
endwebspbirdaslancshispfeted
xyzabcspeciesohmygoodnessl
boncmbiwebbed feetjkoelodso
idlianeliglysiaendangeredlydia

Antarctica
bird
black
camouflage
chick
colony
dive
egg
endangered
penguin
predator
rookery
seal
species
swim
toboggan
webbed feet
Western hemisphere
whale
white







January Writing Prompts

1. You're skiing. You hear a rumble. Look out! It's an avalanche. What do you do? Details please.
2. There's a \$100 prize for building the biggest and best snow sculpture at school. Who's on your team? What does your sculpture look like? Why should you win the prize? What will you do with the money if you win?
3. You're ice skating and your friend falls through the ice! What do you do?
4. You're in charge of the Winter Frolic Games. Tell me all about it. What kinds of games will there be? How will you advertise? What will be the prizes? Who will come?
5. It's a snow day. No school! What will you do with your day off?
6. The bus is on it's way to school. The snow is coming down hard. It's almost blizzard conditions. Uh Oh! You go in the ditch. What happens next.
7. You're snowed in at school! It's a blizzard. No one can get home. Tell me how the overnight sleepover at school goes!
8. What's your favorite winter activity and why?
9. There are mysterious tracks all around the neighborhood snow fort and they look like they came from a huge animal. At the end of the trail is a small patch of blood. What's going on? What kind of animal or monster left those tracks? Is it really blood or just ketchup?
10. Frosty's hat really is magic! You tried it on and it took you to a winter wonderland! Where did you go and what did you do there?




Winter Wonderland Word Search


artic
Happy New Year
freeze
hibernation
ice
icicle
frost
liquid
Martin Luther King
melt

mittens
sled
migration
penguin
polar bear
snow
snowflake
snowman
solid
winter



icimelwinarcticliqmesnosolwinpolhahen
iekaosolwinsnpopenmigHappyNewYear
liqMaLumelarfrezzefroqpfrosticekilemk
froliqmelsledsolidsnosolwinliqicibfezl
hibernfreLuMarmeMartinLutherKingsle
migrfroswinhibernationpenpolbessnokilo
freezekfieja;eidianedandisleachwithme
skhejkeusnaliquidkdiwlmeltcoldweahlill
mitsnomasltermittenskielasineoandlilnw
opekapalwinterkiehjastkeldadjaerjergap
iciclekdielohsygtrsfadeqwnbjkgiorpollo
kdieoehaussolidskiejuhgfbvytrsflopahj
jdkdueiejghawinterjfkguieha1snowmanf
snowflakesnowkioeuhgtdfrsedwxvscfxre
kiodjapolarbearmbnbidskamigrationldo
dkguirjrjifoekdijjsjushelloepkiougyhftgrefdscvxpenguinskilopl
jduehkdieajeldkiwoppwajeiaheopfujgsledgfdvcrfdscxzdeasatc






Answer
Key
DC


Winter Wonderland Word Search

artic
Happy New Year
freeze
hibernation
ice
icicle
frost
liquid
Martin Luther King
melt

mittens
sled
migration
penguin
polar bear
snow
snowflake
snowman
solid
winter



icimelwinarticliqmesnosolwinpolhahen
iekaosolwinsnpopenmigHappyNewYear
liqMaLumelarfrezzefroqpfrsticekilemk
froliqmelsledsolidsnosolwinliqicibfezl
hibernfreLuMarmeMartinLutherKingsle
migrfroswinhibernationpenpolbessnokilo
freezekfieja;eidianedandisleachwithme
skhejkeusnaliquidkdiwlmeltcoldweahlill
mitsnomasltermittenskielasineoandlilnw
opekapalwinterkiehjastkeldadjaerjergap
iciclekdielohsygtrsfadeqwnbjkgiorpollo
kdieoehaussolidskiejuhgfbvytrsflopahj
jdkdueiejghawinterjfkguiehalsnowmanf
snowflakesnowkioeuhgtdfrsedwxvscfxre
kiodjapolarbearmbnbidskamigrationldo
dkguirjrjifoekdijjsjushelloepkiougfhftgrefdscvxpenguinskilopl
jduehkdieajeldkiwoppwajeiaheopfujgsledgfdvcrfdscxzdeasatc





Penguin Punctuation Sentences.

Put the correct punctuation (. ! ?) at the end of each sentence.

1. Look I see a bunch of penguins at the zoo
2. Hooray They are waddling our way
3. I love penguins
4. Aren't they adorable
5. The penguins lay eggs
6. The daddy Emperor Penguins balance the egg on their feet
7. Penguins eat fish
8. Would you like to have a penguin for a pet
9. Let's make a paper penguin
- 10 The penguins are very playful animals


@Teachwithmrcorn

Penguin Slider
cut slits. Insert slider.



Students
name
↓

at the bottom.



Choose 1 slider, review
then switch.

0
1
2
3
4
5
6
7
8
9
10

A
B
C
D
E
F
G
H
I

J
K
L
M
N
O
P
Q
R
S
T

U
V
W
X
Y
Z



@teachwithme.com Sliders

Cut Out Sliders. Insert Into Slider Penguin Slits.
Slits to review numbers, letters & shapes.

For the alphabet Slider Glue 2nd Strip "J" under "I" & 3rd strip "U" under "T". To Avoid accidentally pulling out Strips you can glue a longer strip of paper on the end & then simply Fold the end tabs in to pull the strip out to change to another slider.

Penguin Info-Strip Slider

Materials:

- Construction paper
- Scissors
- Glue sticks (If you want to back with construction paper)


Directions:

Prep:

- Run off master.
- Pre-cut slider strips
- Pre-cut slits in slider shape


The next day...

1. Children CUT out their slider shape. (You can mount it on a complimentary colored sheet of construction paper for more durability.)
2. Students WRITE their name on the BACK of their slider shape.
3. Children insert slider strip from the back to the front. Teacher decides what slider students will be working on. (ABC, 123, Shapes)
4. As a whole group, we use the manipulative to review the information on the slider.
5. I encourage the children to do it again for their parents and include a note about the slider in my newsletter.
6. I ask parents to ask their child to share their slider with them. It helps reinforce lessons, builds self-esteem, and shows their child that they care about what they are learning in school.
7. Since we have a slider for each theme, they make a nice collection. My students love collecting them.
8. Sliders are a nice quick and easy art project that nails and reviews several report card standards in a fun way. It's a great fine motor skill as well.
9. After my students are done with their slider, they clean up their work station, leave their slider at the table and transition to a Tummy Tubby Time activity. When everyone is done, they get their slider and sit on our *Circle of Friends* carpet.
10. Depending on time, we insert 1 or 2 sliders and review the material as a whole group. I'll have them put the shortest shape slider strip in, take the other sliders back to their desk, and we'll review body parts (put your slider on your elbow, knee, wrist etc.), then we'll use it for spatial directions; (put your slider on, behind, above, beside you.) We'll finish up with the *Slider Pokey* and finally "Blast Off" counting from 10-0 and then go put our sliders in our backpacks. ☺



Body Part Identification

- ❖ Put the penguin on your shoulder.
- ❖ Put the penguin on your shin.
- ❖ Put the penguin on your knee.
- ❖ Put the penguin on your elbow.
- ❖ Put the penguin on your leg.
- ❖ Put the penguin on your wrist.
- ❖ Put the penguin on your thigh.
- ❖ Put the penguin on your forehead.
- ❖ Put the penguin on your waist.
- ❖ Put the penguin on your hip.
- ❖ Put the penguin on your left hand.
- ❖ Put the penguin on your right hand.
- ❖ Put the penguin on your palm.
- ❖ Put the penguin on your head.
- ❖ Put the penguin on your heel.
- ❖ Put the penguin on your toes.
- ❖ Put the penguin on your foot.
- ❖ Put the penguin on your back.
- ❖ Put the penguin on your neck.
 - Turn around.
 - Sit down.
 - You're done.
 - Having fun?





Penguin Pokey

Put your penguin in
Take your penguin out
Put your penguin in
Now you shake it all about
You do the Penguin Pokey and you turn your self around.
That's what it's all about.

You put your penguin up.
You put your penguin down.
Your put your penguin up.
Now your twirl it all around.
You do the Penguin Pokey and you turn your self around.
That's what it's all about.



You put your penguin to the left.
You put your penguin to the right.
You put your penguin to the left.
Now you hide it out of sight.
You do the Penguin Pokey and you turn your self around.
That's what it's all about.

You do the Penguin Pokey.
You do the Penguin Pokey.
You do the Penguin Pokey.
Wobble Wobble Wobble
Wobble Wiggle!



Congratulations!

Has done
Brrrrrrr-illiant
work during our
PENGUIN unit!





January Bibliography:

The ones in blue are extra-special favorites.



My Books To Read:

1. A Snowman Named Just Bob, Moulton \$14.95
2. A Snowy Surprise, Hest \$3.99
3. A Winter Day, Florian \$3.99
4. All You Need For A Snowman, Lavallee, \$6.25
5. Arctic Fives Arrive, Pinczes \$3.99
6. Bears Busy Year (A book about seasons) Leonard \$11.95
7. Best Friends in the Snow, Medearis \$3.99
8. Big Bear Little Bear, Bedford \$6.25
9. Cat and Mouse in the Snow, Bogacki \$16.00
10. Dream Snow, Carle \$21.99
11. Five Little Penguins Slipping On The Ice, Metzger \$4.25
12. Flip & Flop, Apperley 3.99
13. Frosty The Snowman \$1.49
14. Frosty The Snowman, Rollins \$10.95
15. Frozen Noses, Carr \$4.25
16. Here Comes the Snow, Medearis \$3.99
17. Jack and Jill and Big Dog Bill, Weston \$3.99
18. January Brings The Snow (A book of the months) Coleridge \$6.95
19. Look-A Snowflake, Craig \$1.95
20. Millions of Snowflakes, Siddals \$2.95
21. Names For Snow, Beach \$14.95
22. One Snowy Day, Scherer \$3.99
23. Penguins 123, Schafer \$3.99
24. Puppies in the Snow, Young \$3.99
25. Sledding, Winthrop \$3.99
26. Snow, Dane-Bauer \$3.99

27. Snow, P.D. Eastman \$7.99
28. Snow Angels, Hood \$2.95
29. Snow Bears, Waddell \$3.99
30. Snow Dance, Evans \$3.99
31. Snow Family, Kirk \$6.95
32. Snow Music, Perkins \$4.25
33. Snow Play, Spohn \$11.95
34. Snow What Fun! Hawkinson \$9.95
35. Snowballs, Ehlert \$7.00
36. Snowmen At Night, Buehner \$4.95
37. The Big Red Sled, Gerver \$3.99
38. The Biggest Snowman Ever! Bennett \$3.99
39. The Littlest Angel, Dubowski \$1.39
40. The Mitten, Brett \$4.95
41. The Mitten, Walsh \$2.95
42. The Mouse That Jack Built, Szekeres' \$2.99
43. The Puzzled Penguin Pop-Up book, Faulkner \$11.95
44. The Snow Bear, Moss \$12.95
45. The Snowy Day (A board book) \$5.95
46. There Was A Cold Lady Who Swallowed Some Snow! Cotandro \$3.99
47. Tacky and the Emperor, Lester \$5.95
48. Tacky In Trouble, Lester \$5.95
49. Tacky The Penguin, Lester \$5.95
50. Tacky: Three Cheers For Tacky, Lester \$5.95
51. Tackylocks & The Three Bears, Lester \$5.95
52. When It Starts To Snow, Gershator \$14.95
53. When Will It Snow? Crisp \$5.95
54. When Winter Comes, Van Laan \$5.95
55. Winter Wonderland, Rogers \$2.95
56. Winter Is Here! Weinberger \$3.99
57. Winter's Song, Daniel \$2.95
58. Without You, Weeks \$16.99



Children's Book Basket:

1. A Frosty Day (A Little Golden book), Posner \$2.49
2. A Little Bit Of Winter, Stewart \$4.25
3. A Silly Snowy Day, Coleman \$3.95
4. Ah-choo! Cuyler \$3.25

5. Alaska's Three Bears, Cartwright \$4.95
6. Amy Loves The Snow, Hoban \$2.95
7. Animal World: The Penguin \$4.25
8. Antarctic Antics, Sierra \$3.99
9. Baby Beluga, Wolff, \$3.99
10. Bear Snores On, Wilson \$4.95
11. Big Tracks, Little Tracks, Selsam \$3.99
12. Copy Me, Copycub, Edwards \$3.99
13. Dinofours: It's Snowing!, Metzger \$3.95
14. Follow The Polar Bears, Black \$3.99
15. Footprints in the Snow, Benjamin \$3.99
16. Frosty The Snowman, \$1.95
17. Frosty The Snowman Board Book \$5.59
18. Geraldine's Big Snow, Keller \$3.99
19. Helping, Perich \$1.00
20. Here Comes Winter, Craig \$2.95
21. Huggly's Snow Day, Arnold \$3.25
22. It's Winter, Glaser, \$4.95
23. Let It Snow, Palazzo-Craig \$2.95
24. Little Polar Bear Finds A Friend, deBeer \$4.95
25. Living In The Arctic, Fowler \$5.95
26. Love Songs of the Little Bear Wise Brown, \$14.95
27. Max and Maggie In Winter (A NICE MICE book) \$2.95
28. Nature's Wild Penguins, Resnick \$5.95
29. Over In The Arctic, Roop \$4.25
30. Papa Papa (Penguins) Marzollo \$3.95
31. Penguin Pete, Ahoy!, Pfister \$4.25
32. Penguin Pete and Little Tim, Pfister \$4.25
33. Penguin Pete and Pat, Pfister \$4.25
34. Plenty of Penguins, Black \$3.99
35. Polar Babies, Ring \$3.95
36. Polar Bears, Canizares \$3.95
37. Polar Bear, Polar Bear, What Do You Hear? (Board Book) Martin \$6.95
38. Scooby-Doo: That's Snow Ghost, Wigand \$3.95
39. Slippidy Seal, Preston \$4.95
40. Snow, Wallace \$9.95
41. Snow Day, Fain \$5.95
42. Snow Day, Balducucci \$2.95
43. Snow Day, Maestro \$4.95
44. Stella Queen of the Snow, Gay \$4.95
45. Stone Soup, McGovern \$2.95
46. Teddy's Snowy Day, Beck \$4.25
47. The Big Snowball, Lewison \$3.99

48. The Biggest Snowman Ever, Kroll \$3.99
49. The Biggest, Best Snowman, Cuyler \$5.95
50. The Biggest Snowball, Lewison \$3.95
51. The Biggest Snowball Ever! Rogan \$3.99
52. The Emperor's Egg, Jenkins \$14.95
53. The Fattest, Tallest, Biggest Snowman Ever, Ling \$3.99
54. The Friendly Snowman, Gordon \$2.95
55. The Little Snowflake, Metzger \$3.95
56. The Missing Mitten Mystery, Kellogg \$6.95
57. The Mitten Tree, Christiansen \$4.95
58. The Snow Angel, Debby Boone \$10.95
59. The Snow Child, Gliori \$5.95
60. The Snow Lambs, Gliori \$3.99
61. The Snowman Storybook, Briggs \$3.25
62. The Snow Storm, Amery & Cartwright \$2.95
63. The Snow Storm, Richard Scarry \$2.95
64. The Snowy Day, Keats \$4.95
65. The Tiny Snowflake, Ginolfi \$7.99
66. This Bird Can't Fly, Canizares \$3.29
67. Wake Me In Spring, Preller \$3.99
68. Welcome to the Ice House, Yolen \$3.99
69. What Do You Know? Snow! Hudson, \$3.99
70. What Happened? Williams \$2.75
71. White Snow Bright Snow, Tresselt \$3.95
72. Where Do You Sleep, Little One? Hooper \$4.95
73. Why I Sneeze, Shiver, Hiccup, and Yawn, Berger \$5.95
74. Winter Days In The Big Woods, Wilder \$4.25
75. Winter Snowman \$5.95

Martin Luther King Books:

1. Martin Luther King, Jr. The Fight For Freedom, Mattern \$3.99
2. A Picture book Of Martin Luther King, Jr., David A. Adler \$4.95
3. Easy Theme Readers: Famous Americans: Martin Luther King, Jr. Marcia S. Gresko \$2.49
4. Let's Read About Rosa Parks, Courtney Baker \$3.99
5. Marching To Freedom: The Story of Martin Luther King, Jr., Joyce Milton \$3.99 (Includes seven pages of photographs.)
6. Yo! Yes? Chris Raschka \$4.95

New Books I've Just Added (I really needed more right?)

January:

1. Baa-Choo! Sarah Weeks, \$3.95

2. Curious George Goes Sledding, Margret and H.A. Reys \$4.50
3. Don't Wake Up The Bear, Murray, \$6.95
4. Ice, Berger \$2.99
5. Polar Babies, Susan Ring \$3.99
6. Puppies In The Snow, Young \$4.59
7. Sledding, Elizabeth Winthrop \$3.99
8. Snow, Berger \$2.99
9. Snow Bear, Harper \$15.95
10. Snow Day, Plourde, \$4.99
11. The Abominable Snow Teacher, Lisa Passen \$4.25
12. The Bear Under The Stairs, Cooper \$5.95
13. The Biggest Snowball Fight! Medearis \$3.99
14. The Magic Snowman: A sort-to-touch story, Baxter & Jones \$14.95
15. The Smallest Snowman, Sara Fisch \$3.99
16. The Snow Champion, Carol Pugiano-Martin \$3.99
17. Under My Hood I Have A Hat, Kuskin \$3.99
18. Winter Wonderland with the Care Bears, Justin Spelvin \$3.99
19. The Biggest Snowball Fight! Medearis \$3.99

