



There Was A Penny In My Pocket...




TeachWithMe.com


There Was A Penny In My Pocket...



TeachWithMe.com




* _____ put a penny in her/his pocket.
The pocket had a hole in it.




_____ put a penny in her/his pocket.
The pocket had a hole in it.

The penny fell out and rolled beside the school bus.



X


The penny fell out and rolled beside the school bus.



X



x



Then it rolled between two bicycles.



x





Then it rolled between two bicycles.

X

The penny rolled behind a semi truck.



X

The penny rolled behind a semi truck.



re X


Then it rolled through a tunnel on the tracks past a train.



re X

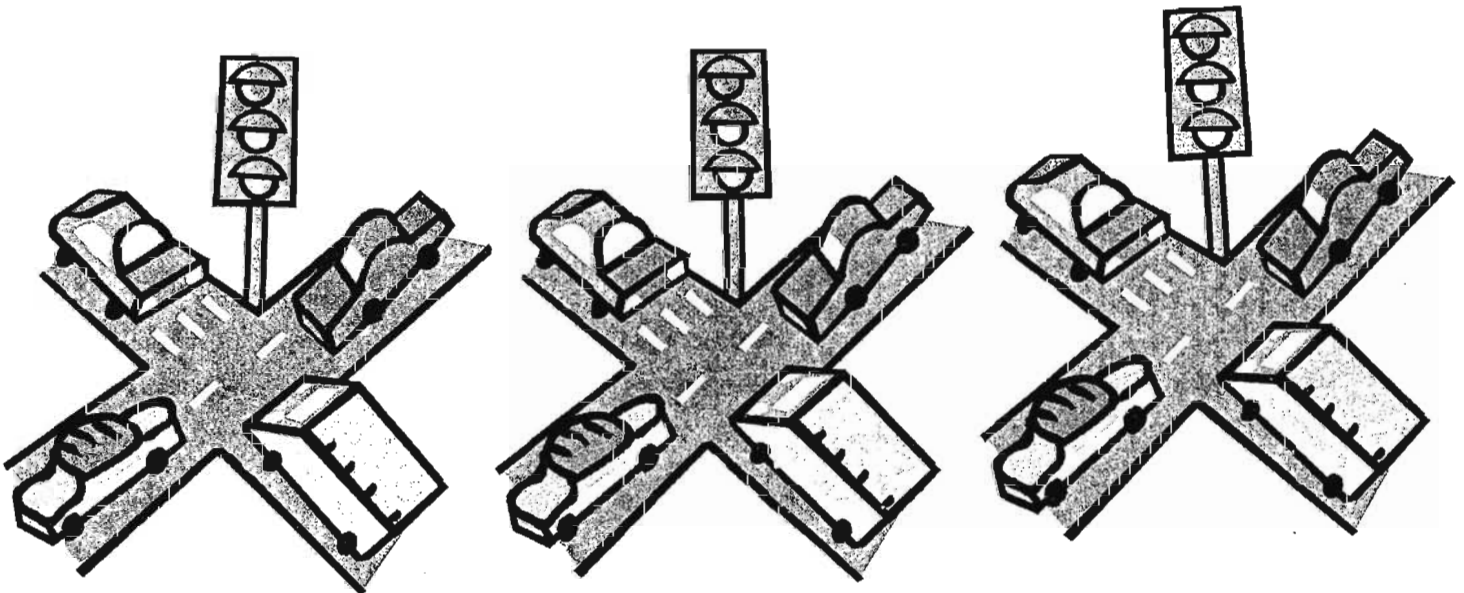
Then it rolled through a tunnel on the tracks past a train.

cc X



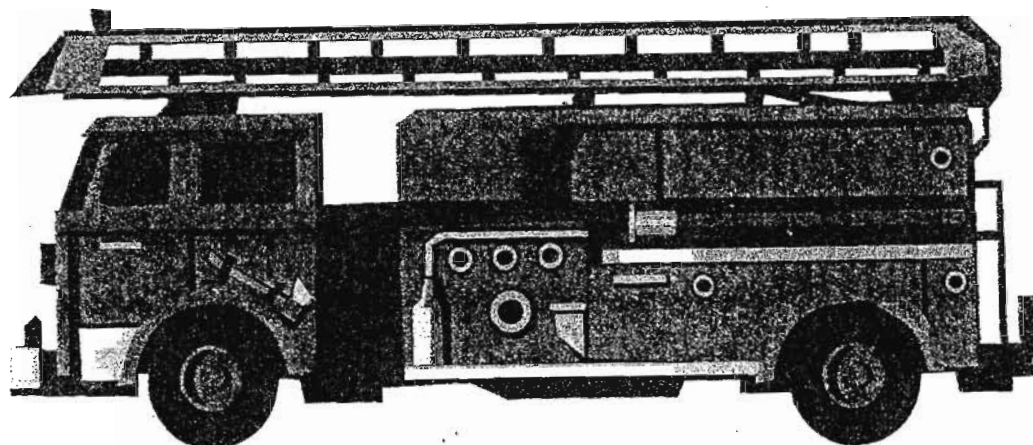
Then it hit a curb and flew above the traffic.

cc X



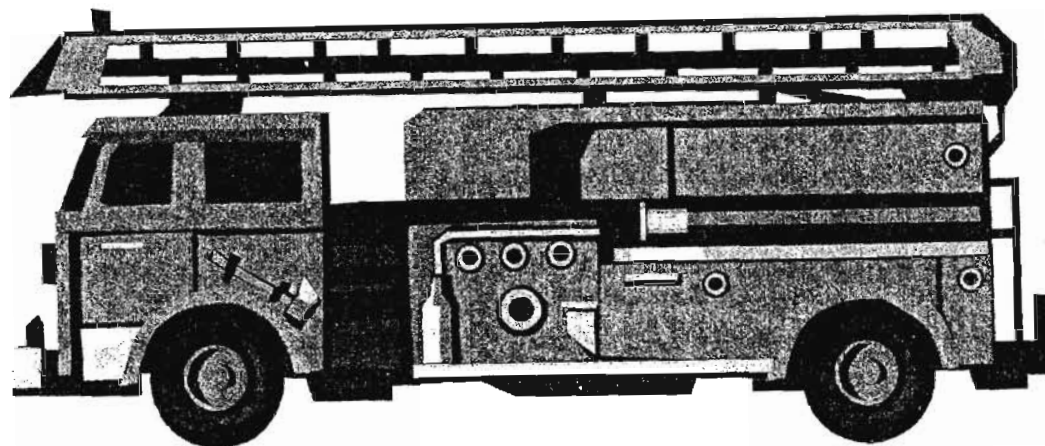
Then it hit a curb and flew above the traffic.

X




The penny rolled in front of a fire truck and a police car.

X




The penny rolled in front of a fire truck and a police car.

It rolled past a garbage truck and a dump truck too.



re X

It rolled past a garbage truck and a dump truck too.



re X



It rolled by several cars and a van.



It rolled by several cars and a van.

Finally, it stopped rolling in front of a little girl and her dog.



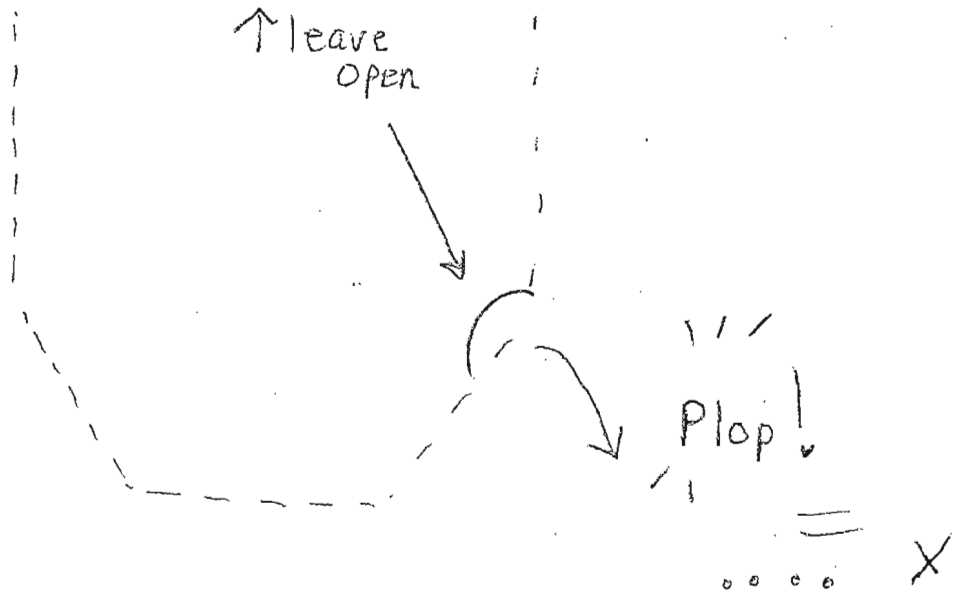
X

Finally, it stopped rolling in front of a little girl and her dog.

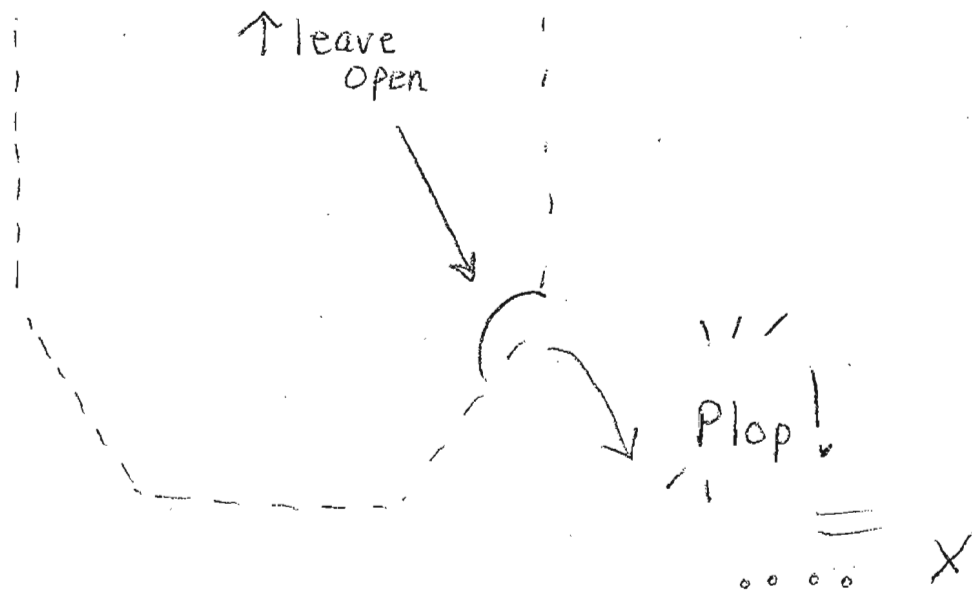


X

She picked it up and put it in her pocket.
Her pocket had a hole in it.
The penny fell out and rolled....




She picked it up and put it in her pocket.
Her pocket had a hole in it.
The penny fell out and rolled....



Color pennies first then cut squares & glue on X's.



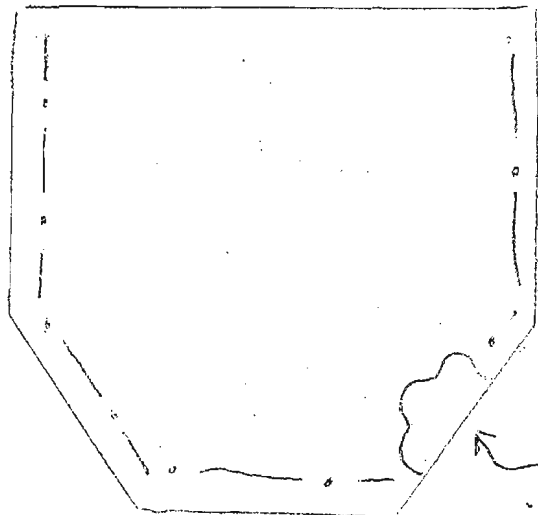
Penny In My Pocket



Put glue only on this edge.
Hinge like a flap.
Truck is like a door.
Penny is behind truck.

Leave open

* Glue school pix on the face of the girl/boy on page 2. write your name in the blank.



← Put glue just on edges so you can put fingers in like a real pocket

Color Blue 1st then cut out.

← No glue = hole

