




Recycling

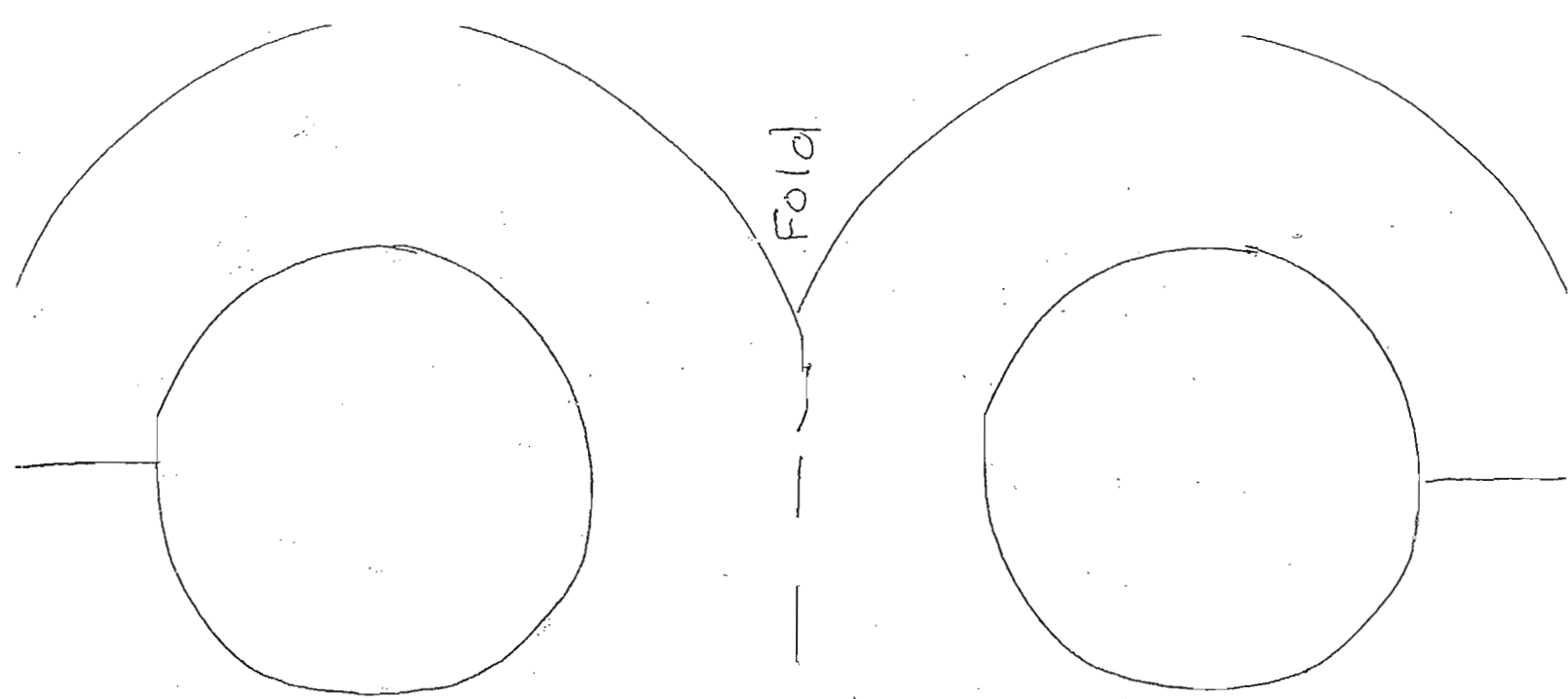
Recycling Unit
©TeachWithMe.com

Fold

Do NOT Disturb!


**ENTER at your
own risk!**





Do NOT Disturb!

**ENTER at your
own risk!**





R r R r R r

r R r R r

R e u s e

R e d u c e

R e c y c l e

Write some Rr's on your own on the bottom.

WRITE your name on the TOP of the paper.
FIND your name in the picture and CIRCLE it.



Recycle



Bingo Dot Patterning

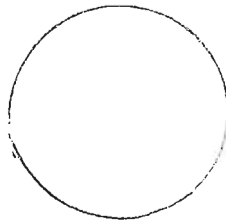
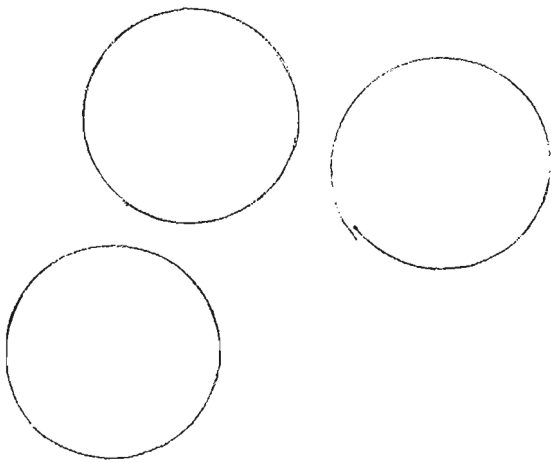


Bingo Dot a Group/Set of 5

Choose 2 colors. Dot 4 circles 1 color and 1 circle the other color,
OR 3 one color and 2 the other color. **CIRCLE** the equation you chose.

$$4 + 1 = 5$$

$$3 + 2 = 5$$



$$4 + 1 =$$

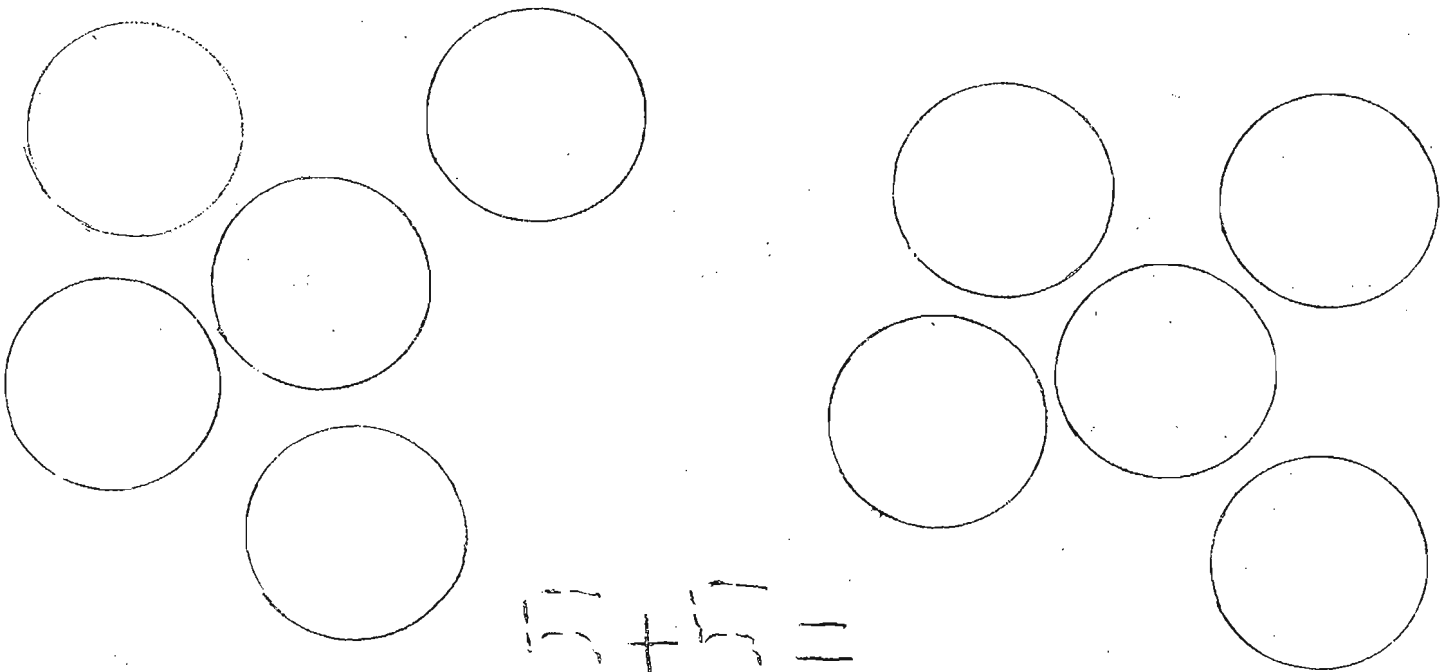
$$3 + 2 =$$




Bingo Dot a Group/Set of 10

Choose 2 colors. Dot 5 circles 1 color and the other 5 circles the other color,

5+5 again, 5+5=10



$$5+5=$$



Bingo Dot a Group/Set of
Choose 2 colors.



Uh Oh!

I Spy A Litter Bug!

Please play I Spy with me at home.
See how well I identify the numbers.



I Spy!



Please play I Spy with me at home.

Rr




Recycle starts with Rr

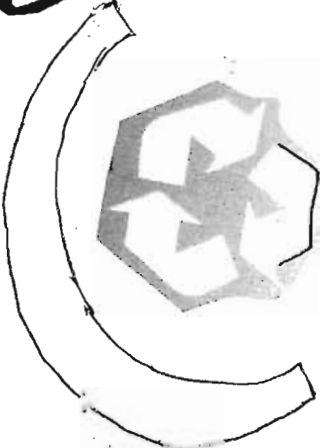
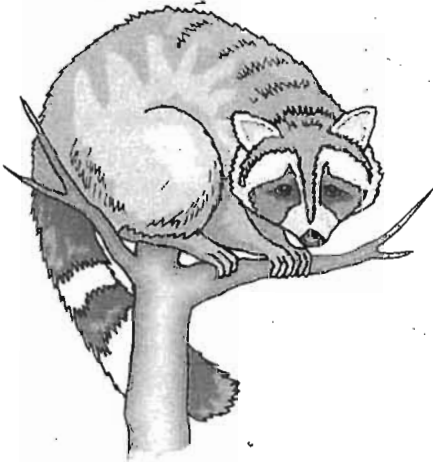
Circle all of the upper and lowercase Rr's that you can find.

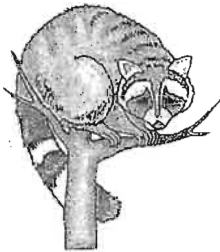

There are 10.

B
R Y r F f B R B
E E F
Z r f R a r E r
a y f x R B
R f r F
B B Z e f y
e







King Of The Recyclers!






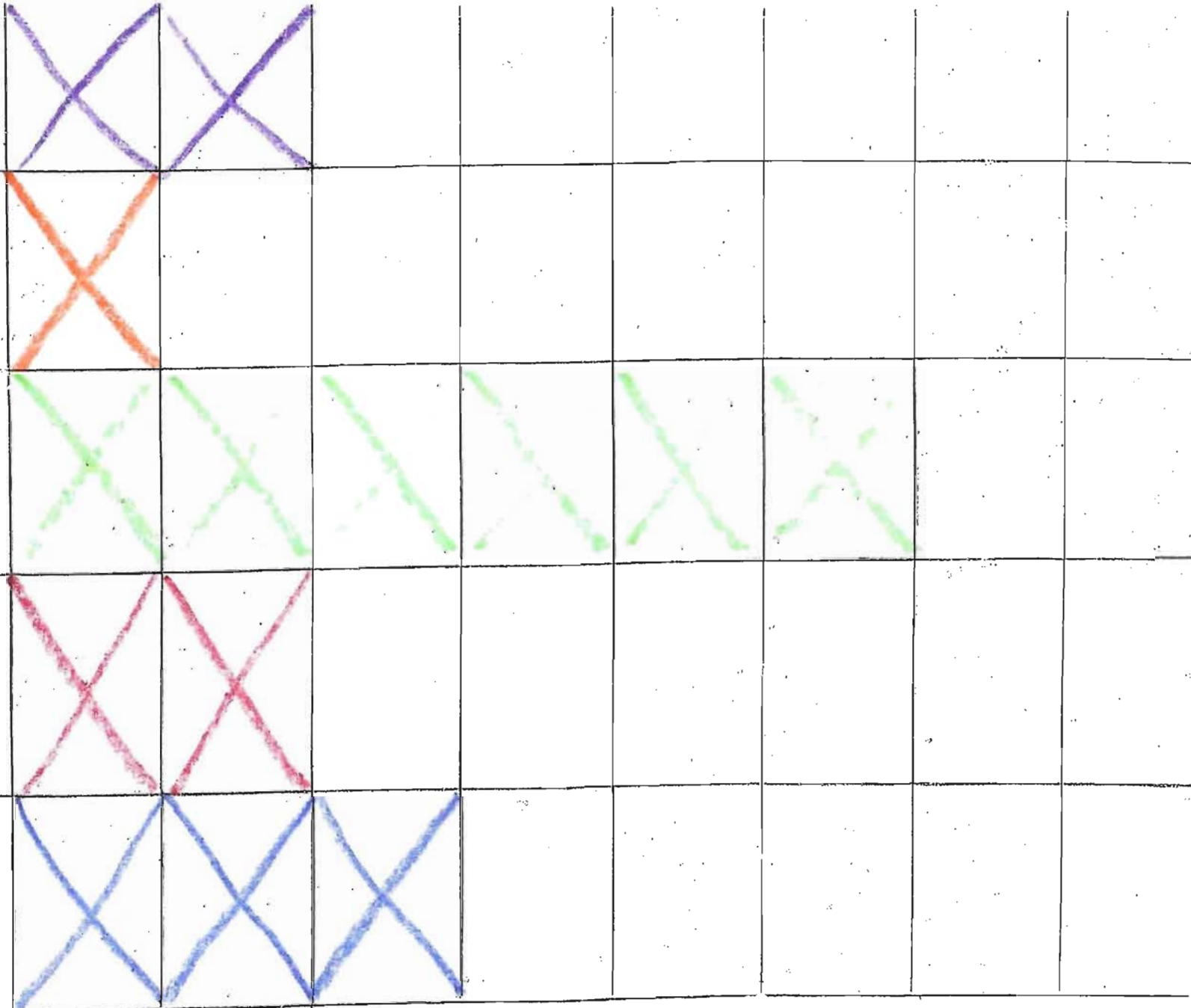
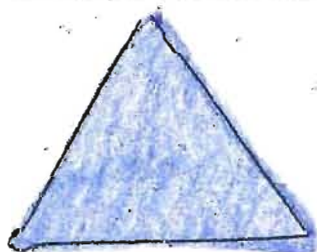

Count the same kinds of raccoon and mark an X in that column.



GRAPHING

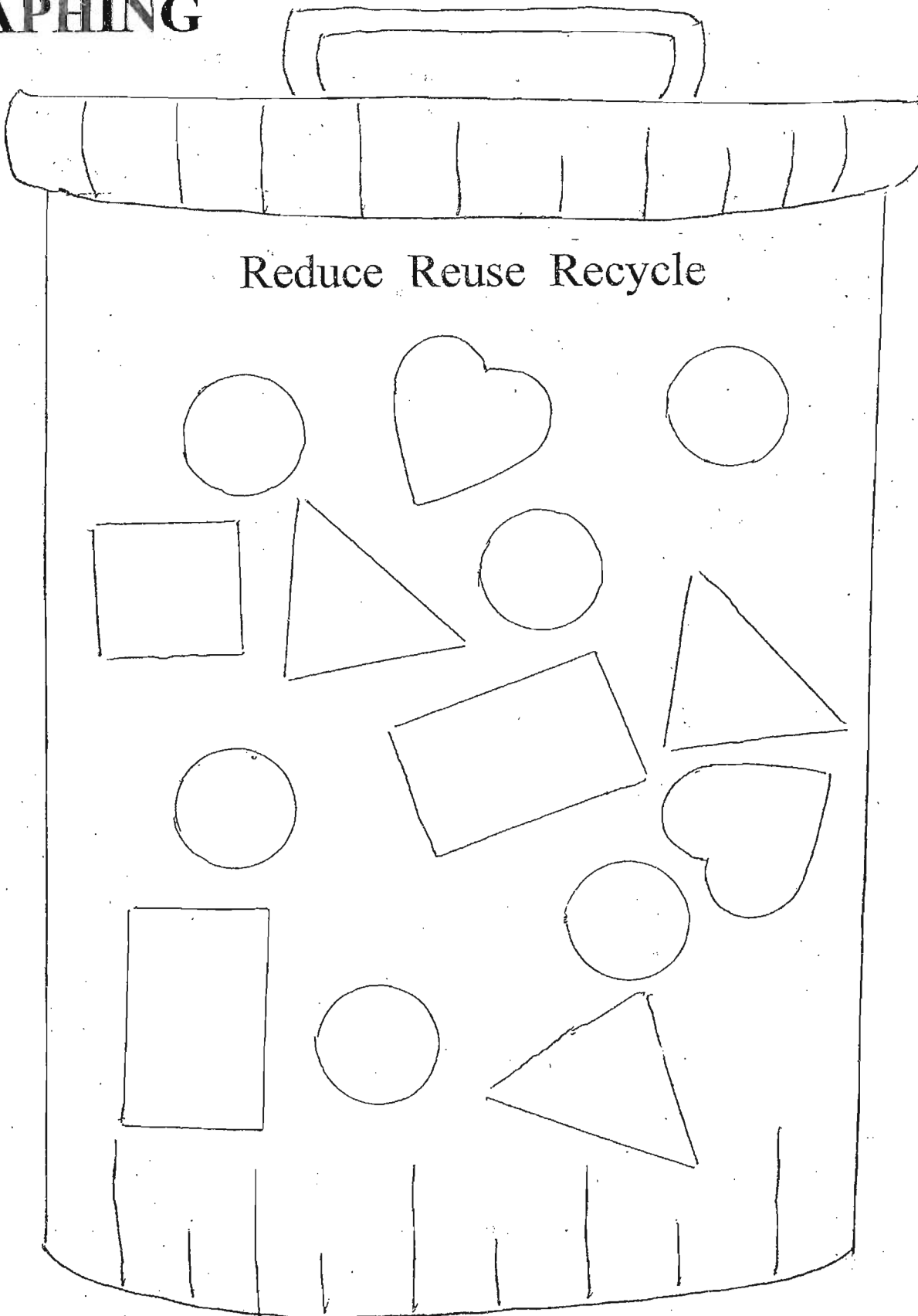


COLOR all the triangles the same color. Color each different shape a different color.

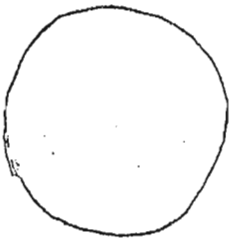




Color the shapes to match the colors on the picture. Count the shapes; mark that many X's in the box. Make the X's the same color as the shapes. Graph the picture.

GRAPHING




COLOR all the triangles the same color. Color each different shape a different color.



Color the shapes to match the colors on the picture. Count the shapes; mark that many X's in the box. Make the X's the same color as the shapes. Graph the picture.

MORE THAN & LESS THAN

CIRCLE the group/set that has MORE.
This group is greater than the other group.



$$5 > 7$$

CIRCLE the group/set that has LESS.
This group is less than the other group.



$$4 < 6$$

0



1



2



3



4



5



Number Fun!

Put an X on the correct # of objects to match the number in the row next to them.



1

1

—

one

2

2

—

two

3

3

—

three

4

4

—

four

5

5

—

five

Number Fun!



6

6

six



7

7

seven

8

8

eight

9

9

nine




10

10

ten

Number Fun!






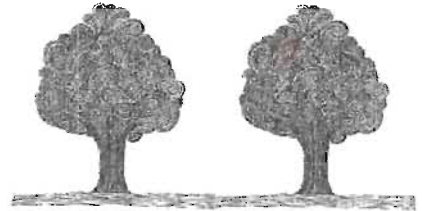
1

2

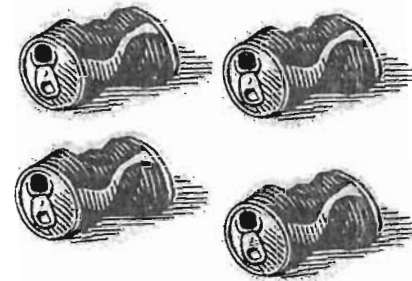
3

4

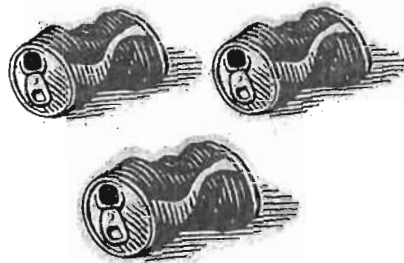
5




6



7





8




9




10



Match the number to the group/set.
Use a DIFFERENT color for each one.



©TeachWithMe.com



Match the dotted trash can to its numbered recycling center. CUT the rectangles out and GLUE them to the bottom of the number.

Name _____




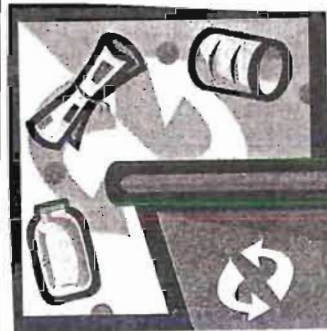




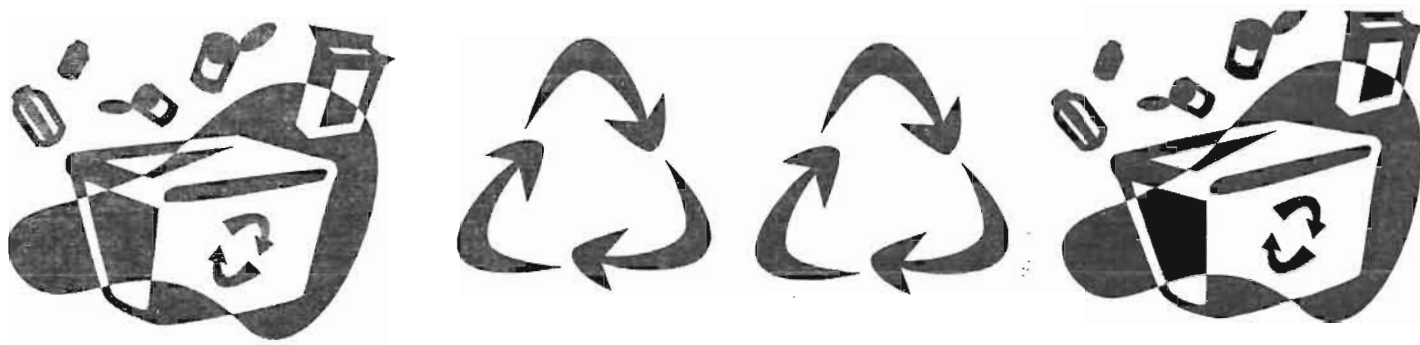


Recycling Listening & Following Directions

1. Write your name at the top of the paper in PURPLE.
2. Color the eyes of MR. Recycle Can BLUE.
3. TRACE around the can in GREEN.
4. COLOR his heart cheeks RED.
5. TRACE his smile in PINK.
6. COLOR his nose ORANGE.
7. TRACE his tongue YELLOW.
8. TRACE the reduce-reuse-recycle words in GREEN.
9. COLOR the recycle symbol in GREEN.
10. Turn to a friend and say: "I reduce, reuse and recycle!"
11. Check your work and hand in your paper.








©TeachWithMe.com

Complete the PATTERN

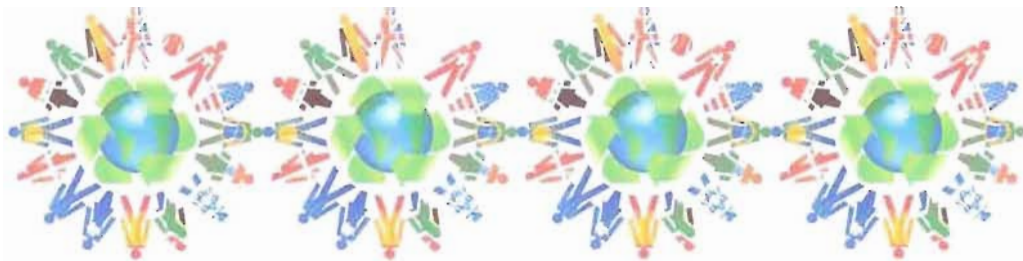


Complete the PATTERN



Recycling Similarities & Differences

There is a spy, one that is different, in each row. Zap it with an X.




Ordinal Numbers

1. Circle the 2nd child.
2. Put an X on the 1st child.
3. Underline the 4th child.
4. Circle the waste can of the 3rd child.
5. Put a square around the 5th child.



Tally Ho!

10



Put the correct number of TALLY marks next to the number.

1

4

7

2

5

8

3

6

9

Recycling Sort

©TeachWithMe.com

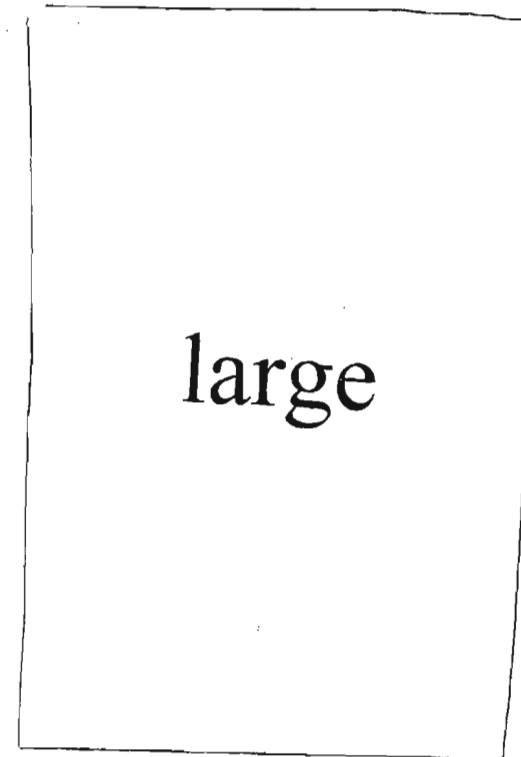
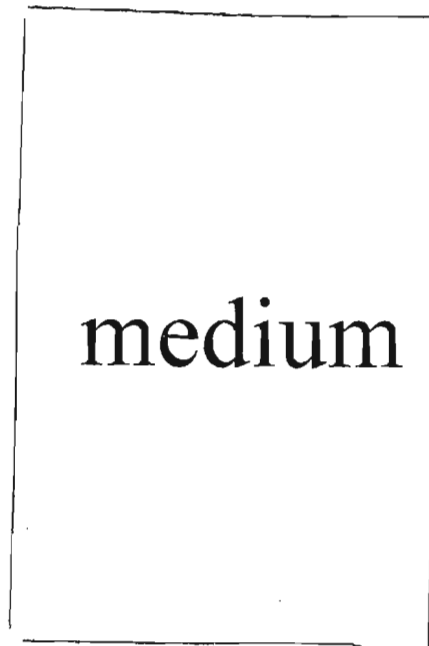
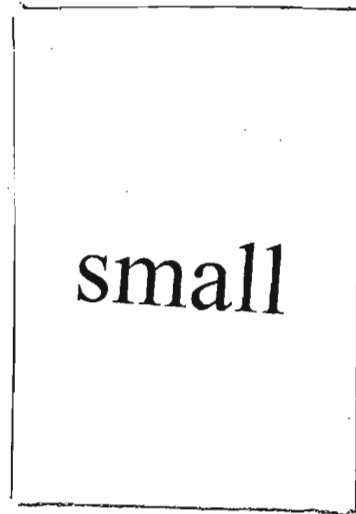


Recycling Sort

©TeachWithMe.com



Recycling bags come in all different sizes. Cut, sort and glue these small, medium and large bags and put them in their correct boxes.




Sorting

Here are some things you can do with these recycling symbols.

Your teacher will tell you what she wants you to do with your recycling symbols.

- ❖ **CUT** out the recycling symbols below and sort them into **small** and **large** piles.
- ❖ Sequence the numbers. Put them in order from 1-10
- ❖ Put all the **EVEN** numbers in one pile.
- ❖ Put all the **ODD** numbers in another pile.
- ❖ **GLUE** your recycling symbols in a group of how your teacher wants you to glue them.



Sorting Sheet:

Small

Large

Sorting Sheet

Odd

Even

Sorting Sheet


Objects Sequenced In Order

1 2 3 4 5 6 7 8 9 10



Stamp a group/set of

_____.




Stamp a group/set of

_____.

What's Missing? Fill in the missing link.



What's Missing? Fill in the missing link.




COUNTING:

Fill in the missing numbers.





1	2			
		8		10
11			14	
	17			20
		23		25



COUNTING:


Fill in the missing numbers.





ALPHABET

Fill in the missing letters.




	b		d	
		h	i	
	l		n	
p		r		t
	v	w		




Lowercase

ALPHABET

Fill in the missing letters.






Lowercase

ALPHABET

Fill in the missing letters.




		C		E
	G		I	
		M		O
P			S	
	V		X	




Uppercase

ALPHABET

Fill in the missing letters.






Uppercase

MAZE CRAZE




Get the little girl's recyclables to the recycling station.
There is more than one way. How many can you find?

START



FINISH





Pinch & Poke

Reduce Reuse Recycle

.....

Match the number to the word.

Use a DIFFERENT color for each one.

1

two



2

five



3

four



4

three



5

one



Match the number to the word.

Use a DIFFERENT color for each one.



6

nine



7

eight



8

seven



9

ten

10

six



Ricky The Recycling Raccoon helped me learn the 3 R's today.
On my honor, cross my heart, I will try and do my part!



1.

2.




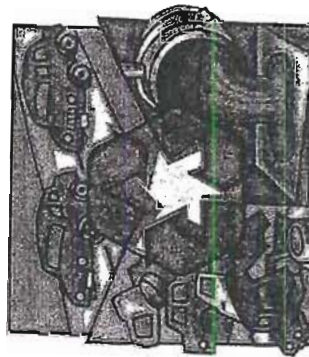

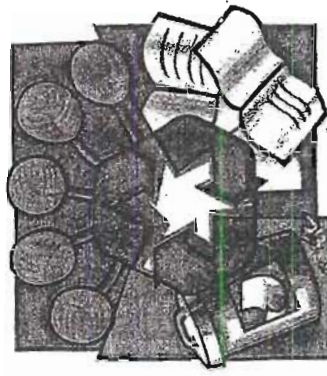

3.

1.

2.


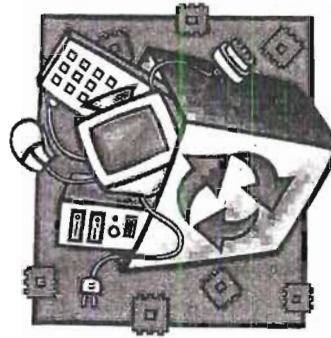


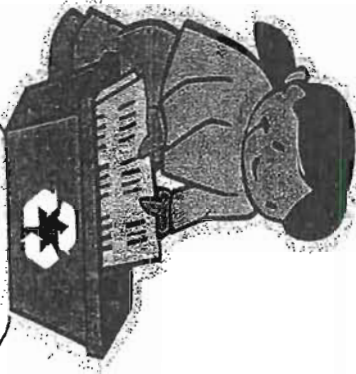
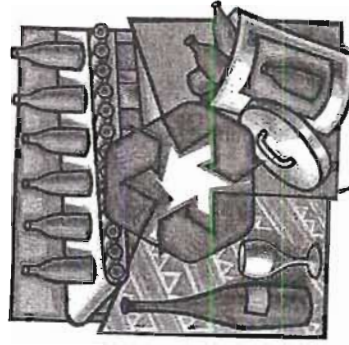

3.

CUT the bottom off. Cut the words out and GLUE them to the boxes above.



SNIP & CUT





SNIP & CUT




SNIP & CUT

SNIP & CUT

TRACE the lines.
Use a DIFFERENT color for each one.



Recycle!



TRACE the lines. Use a DIFFERENT color for each one.

©TeachWithMe.com





Look at how well I
write my name!




Look at how well I
write my name!






Look at how well
I write my name!



Look at how well
I write my name!

Reduce - Reuse - Recycle!



Recycling Pencil Toppers

Cut out the picture.

Cut on the lines to make slits.

Insert pencil. Enjoy!

TRACE and WRITE the spatial direction words.

©TeachWithMe.com



above _____

beside _____

left _____

right _____

on _____

under _____

between _____

behind _____



April Writing Prompts

1. There's a \$1000 prize for the best April fool's joke at school. Have at it. Then tell me what you'll do with the prize money.
2. You're kayaking in the Amazon and see a butterfly that's never been seen before. What does it look like? Your photograph gets published in *National Geographic* and you become famous! Tell me about it.
3. My children are the rainbows in my world. Who are some of your close friends that are the rainbows in your life and why?
4. If April showers bring May flowers, what do hurricanes and tornados bring?
5. Some people love lightening and thunder and stormy weather. Do you? Why or why not?
6. Tell me how you're like a butterfly; egg to caterpillar to chrysalis to butterfly.
7. I love to jump in puddles and walk in light misty rain. Do you? Tell me why and how you feel when you do it.
8. Let's go play in the mud; ooey gooey, gloppy-sloppy mud! Let's get down and get really-really dirty! Tell me all about how it feels, looks, smells and the consequences afterwards, if there are any! ☺
9. You're having a sleepover with 5 of your best friends. You're in the middle of a scary movie. It's storming and a lightening bolt hits a power line and knocks out the electricity. There's frantic pounding at the door and a scream outside... Who could that be? What do they want? Tell me what happens next.



Recycling Punctuation Sentences.

Put the correct punctuation (. ! ?) at the end of each sentence.


1. Will you help me recycle these newspapers?
2. I'm going to the recycling center do you want to come
3. Don't be a litter bug
4. Yikes Look at all the garbage thrown all over
5. Help I can't pick it up all by myself
6. He's going to sort bottles and cans
7. We cleaned up our playground today
8. It's important to reduce, reuse and recycle
9. Will you give a hoot and don't pollute
10. Saving our planet is really not that hard if everyone helps



April Punctuation

Fill in the correct punctuation with a (. ! ?)

1. April showers bring May flowers
2. Happy Easter
3. When is your spring break
4. We're going to Florida on vacation
5. Help I need a break
6. Are you going to dye Easter eggs
7. I like black jelly beans the best
8. Look Your mom's tulips are coming up
9. I love how everything smells so fresh outside
10. The pussy willows look so pretty



April Word Find

April	rain
clouds	rainbows
condensation	recycle
daffodils	reduce
evaporation	reuse
garbage	shower
lightning	spring
mud	thunder
precipitation	tulips
puddles	water cycle

alcondaffcloudscondafevgarlighrAprilevagarmupudrairecred
 condensationevapprecithunApshowsprthuntuliwatcyspredreus
 rainbshowraimudpredaffodilsevapgarliningmuprecipuddranre
 evapprecipgarmuevaporationgarbageliprecrelisogjalzorjgliztw
 mudvagarmupudrairecrejgjbunebmbuhgnamddibjdianedanlin
 ldickbnrkjasstekeldamajerigablighningohcimykdlsigildnelaigln
 dkidngklwiehdgnlcneidhgosksklglgnncioggielacbprecipitation
 jgugoieodpuddlesjgutyhegd fvc bxc dsewaqszxcd ftrggkjiulomlp
 kdjrainnbhjguiyjhgt rfdcsbv hgnjkiollpkmjnhugytfrghgfdcxsw
 whgytuthjfnbv gcf dreswsqrainbowsridkd kdlrecyclejguithbvmd
 dfghytrreducereusejgkuityghjfbnvggtcredscxfredasqwraimnd
 skslgieshosskdidkglgvshowermkjihuyghtfgfvcxdseawqzxs dew
 rfgtyukihjhuyghbnvgfterfdcslmkjiuspringjutulthundielidgxhlil
 theighthuthumthundernbhjguityhgfredwsqazxcdftrghujyhkiljm
 nbjhyuthgfbnvhfjtithloyjnbgfhtuldwptulipsnhgjueijdkixtulci
 shfurhtwa eejtwwatercyclenbjuiyuthygtrrfsdsewfwufjgnbkgitk




April Word Find

April	rain
clouds	rainbows
condensation	recycle
daffodils	reduce
evaporation	reuse
garbage	shower
lightning	spring
mud	thunder
precipitation	tulips
puddles	water cycle

* Answer
Key

alcondaffcloudscondafevgarlighrAprilevagarmupudrairecred
condensationevapprecithunApshowsprthuntuliwatcyspredreus
rainbshowraimudpredaffodilsevapgarliningmuprecipuddlranre
evapprecipgarmuevaporationgarbageliprecrelisogjalzorjgliztw
mudvagarmupudrairecrejgbunebmbuhgnamddibjdianedanlhin
ldickbnrkjasstekeldamajerigablighningohcimykdlsgildnelaighn
dkidngklwiehdgnlcneidhgosksklglgnncioggielacbprecipitation
jgugoieodpuddlesjgutyhegdfvcbxcdsewaqsxcdftrggkjiulomlp
kdjrainsbhjguiyjhgtfrfdecsvbhgnjkiollpkmjnhugytfrghgfdcxsw
whgytuthjfnbvgcfdreswsqrainbowsridkdldkdlrecyclejguithbvmd
dfghytrreducereusejgkuityghjfbnvggtcredscxfredasqwraimnd
skslgieshosskdidkglgvshowermkjihuyghtfgfvcxdseawqzxs dew
rfgtyukihjhuyghbnvgfterfdcsImkjiuspringjutulthundielidgxhlil
theighthuthumthundernbhjguityhgfredwsqazxcdfrghujyhkiljm
nbjhguythgfbnvhfjtithloyjnbgfhtuldwptulipsnhgjueijdkixtulci
shfurhtwa eejtwwatercyclenbjuiyuthygtrrfsdsewfwufjgnbkgitk





Recycle
Slider.

Cut Slits.


Choose
a slider.

Insert it
into the
slits.

Review
concept,
change
slider.

@Teachwith
me.com

Glue on
Green or
White
Paper
for
durability.




0
1
2
3
4
5
6
7
8
9
10

A
B
C
D
E
F
G
H
I

J
K
L
M
N
O
P
Q
R
S
T

U
V
W
X
Y
Z



@teachwithme.com sliders

Cut Out Sliders. Insert Into Slider Recycle Slits.

Slits to review numbers, letters & shapes.

For the alphabet Slider Glue 2nd strip "J" under "I" & 3rd strip "U" under "T". To Avoid accidentally pulling out strips you can glue a longer strip of paper on the end & then simply fold the end tabs in to pull the strip out to change to another slider.

Recycling Slider Info-Strip Slider

Materials:

- Construction paper
- Scissors
- Glue sticks (If you want to back with construction paper)

Directions:

Prep:

- Run off master.
- Pre-cut slider strips
- Pre-cut slits in slider shape

The next day...

1. Children CUT out their slider shape. (You can mount it on a complimentary colored sheet of construction paper for more durability.)
2. Students WRITE their name on the BACK of their slider shape.
3. Children insert slider strip from the back to the front. Teacher decides what slider students will be working on. (ABC, 123, Shapes)
4. As a whole group, we use the manipulative to review the information on the slider.
5. I encourage the children to do it again for their parents and include a note about the slider in my newsletter.
6. I ask parents to ask their child to share their slider with them. It helps reinforce lessons, builds self-esteem, and shows their child that they care about what they are learning in school.
7. Since we have a slider for each theme, they make a nice collection. My students love collecting them.
8. Sliders are a nice quick and easy art project that nails and reviews several report card standards in a fun way. It's a great fine motor skill as well.
9. After my students are done with their slider, they clean up their work station, leave their slider at the table and transition to a Tummy Tubby Time activity. When everyone is done, they get their slider and sit on our *Circle of Friends* carpet.
10. Depending on time, we insert 1 or 2 sliders and review the material as a whole group. I'll have them put the shortest shape slider strip in, take the other sliders back to their desk, and we'll review body parts (put your slider on your elbow, knee, wrist etc.), then we'll use it for spatial directions; (put your slider on, behind, above, beside you.) We'll finish up with the *Slider Pokey* and finally "Blast Off" counting from 10-0 and then go put our sliders in our backpacks. ☺




Recycle Sign Pokey

Put your recycle sign in
Take your recycle sign out
Put your recycle sign in
Now you shake it all about
You do the Recycle Pokey and you turn your self around.
That's what it's all about.

You put your recycle sign up.
You put your recycle sign down.
Your put your recycle sign up.
Now your twirl it all around.
You do the Recycle Pokey and you turn your self around.
That's what it's all about.

You put your recycle sign to the left.
You put your recycle sign to the right.
You put your recycle sign to the left.
Now you hide it out of sight.
You do the Recycle Pokey and you turn your self around.
That's what it's all about.

You do the Recycle Pokey.
You do the Recycle Pokey.
You do the Recycle Pokey.
Reduce Reduce Reuse!



Body Part Identification

- ❖ Put the recycle sign on your shoulder.
- ❖ Put the recycle sign on your shin.
- ❖ Put the recycle sign on your knee.
- ❖ Put the recycle sign on your elbow.
- ❖ Put the recycle sign on your leg.
- ❖ Put the recycle sign on your wrist.
- ❖ Put the recycle sign on your thigh.
- ❖ Put the recycle sign on your forehead.
- ❖ Put the recycle sign on your waist.
- ❖ Put the recycle sign on your hip.
- ❖ Put the recycle sign on your left hand.
- ❖ Put the recycle sign on your right hand.
- ❖ Put the recycle sign on your palm.
- ❖ Put the recycle sign on your head.
- ❖ Put the recycle sign on your heel.
- ❖ Put the recycle sign on your toes.
- ❖ Put the recycle sign on your foot.
- ❖ Put the recycle sign on your back.
- ❖ Put the recycle sign on your neck.
 - Turn around.
 - Sit down.
 - You're done.
 - Having fun?




Congratulations!

has done terrific work
during our recycling unit!

Teacher: _____


Date: _____





April Books:

My Books To Read:



Butterflies:

1. Born To Be A Butterfly Wallace \$3.99
2. Butterfly, Canizares \$3.25
3. Butterfly Magic, Getzoff \$2.99
4. Butterfly Metamorphosis, (A Fold-out book) Twinn \$4.95
5. Butterflies, Shapiro \$3.99
6. Butterflies of the World (Fandex) Mikula \$9.95
7. Caterpillar Spring Butterfly Summer, Hood \$12.99
8. Caterpillar To Butterfly (Pop-up) Rodger \$4.95
9. Clara Caterpillar, Edwards \$5.95
10. Fluttery Butterflies, Lamut \$4.95
11. Good Night Sweet Butterflies, Gerth \$10.95
12. I'm A Caterpillar, Marzollo \$3.99
13. I'm A Little Caterpillar, (A pop-out puppet book). Weare \$5.95
14. In My Garden (Pop-up book) Gill Guile \$12.95
15. Just A School Project, Mayer \$3.29
16. More Bugs In Boxes (Pop-up) Carter \$13.95
17. My Jungle Pop Up Book (Has butterflies in it.) Guille \$14.99
18. Nature's Hidden World (A pop-up book) Selberg \$9.95
19. Our Friend Sam, Mayer \$3.95
20. Percival the Plain Little Caterpillar, Brawley \$14.95
21. Ten Wiggly, Wiggly Caterpillars, Tarbett \$9.95
22. The Case of the Missing Caterpillar: A First Look at the Life Cycle of a Butterfly, Godwin \$14.95
23. The Very Hungry Caterpillar, (Big Book) Carle \$14.95
24. Waiting For Wings, Ehlert \$15.95
25. Watch Me Grow: Butterflies, Magloff \$7.99

26. Where Is Caterpillar (Lamaze interactive soft book.) \$6.95



Children's Butterfly Books:

1. A Golden Guide To Insects (Includes lots of butterfly pages.), Zim & Cottam \$9.95
2. A Peek-A-Boo Caterpillar \$3.95
3. Angelina and the Butterfly, Holabird \$3.50
4. Becoming Butterflies, Rockwell \$5.95
5. Bugillions! (A wobble-eye book about counting) Reader's Digest \$7.99
6. Bug Safari, Barner \$5.95
7. Bumble's Sweet Surprise \$5.95
8. Butterflies! Freeman \$4.25
9. Butterflies, Jeunesse \$4.99
10. Butterflies, Neye \$3.99
11. Butterflies and Moths, Hirschmann \$3.99
12. Butterflies Coloring book, Sovak
13. Butterflies in the Garden Lerner \$5.95
14. Butterfly Express: A Book About Life Cycles, Moncure \$5.95
15. Butterfly House, Bunting \$5.99
16. Butterfly Magic, Getzoff \$2.95
17. Fluttery Butterflies, Lamut \$4.95
18. From Caterpillar To Butterfly, Heiligman \$5.95
19. I Wish I Were A Butterfly, Howe \$5.95
20. I Wonder Why...Butterflies Flutter, O'Neil \$4.95
21. Little Kippers Butterfly, Inkpen \$4.95
22. Magnificent Monarch, Glaser \$7.95
23. Millions of Monarchs, Roop \$3.99
24. Monarch Butterfly, Gibbons \$6.95
25. Monarchs, Lasky \$8.95
26. Strawberry Shortcake and the Butterfly Garden, Curry \$3.99
27. Squiggly Wiggly's Surprise (A finger-puppet book) Shapiro \$5.95
28. Ten Loopy Caterpillars, Cowley \$2.95
29. The Big Butterfly Book, Whayne \$2.95
30. The Butterfly Alphabet, Sandved \$5.99
31. The Butterfly Counting Book Pallotta \$5.49
32. The Lamb and the Butterfly, Sundgaard \$5.95
33. The Very Hungry Caterpillar, Carle \$6.95
34. What Can Pinky See? (A lift-the-flap book) \$5.99
35. Zoobooks: Butterflies \$2.50

My Books To Read:

Robins / Birds

1. Birds' Nests, Obolensky \$3.99
2. If You Were A Bird, Calder \$7.95
3. Now I Know Birds, Kuchalla \$2.95
4. The New Nest, Iversen \$2.95
5. What Makes Music? (Ribbon and musical sound chip) Schwartz \$10.75
6. Wings (A pop-up book of things that fly) Bantock \$14.95

Clouds:

1. A Cloudy Day, Nelson \$2.95
2. clouds, Baauer \$3.99
3. Clouds (Big Book), Cutting \$14.95
4. It Looked Like Spilt Milk
5. Little Cloud, Carle \$9.95
6. Little Cloud, (Board Book) Carle \$6.99

Recycling:

1. The Earth and I, Asch \$5.95

Spring-Seasons:

1. Berenstain Bears' Four Seasons, Berenstain \$3.99
2. Changing Seasons Graydanus \$2.95
3. Colors Of Spring, Moore \$3.95
4. It's Spring! Chanko \$3.99
5. My World Of Color, Krupinski \$5.95
6. Splish Splash Spring, Carr \$4.95
7. Spring Changes, Senisi, \$3.25
8. Spring Is Here! Packard \$3.99
9. There was a Bold Lady Who Wanted A Star, Harper \$4.95
10. When The Earth Wakes, Rucki \$5.95

Rain / Puddles / Ducks / Mud:

1. A Rainy Day, Nelson \$3.95
2. Come On, Rain! Hesse \$3.95
3. Diary Of A Worm, Doreen Cronin \$5.95
4. Down comes The Rain, Branley \$4.95
5. Five Little Ducks (Big Book) Ives \$14.95
6. Franklin and the Thunderstorm (Sound book) \$6.95
7. Home Sweet Home, Marzollo \$5.95
8. I Hate My Bow! Wilhelm \$3.99
9. Just A Rainy Day, Mayer \$2.95
10. Keep A Poem in Your Pocket (Big Book) \$14.95
11. Little White Duck

12. Little Quack, Thompson \$5.95
13. Mud! Lewison 3.99
14. Mud Soup, Head \$3.99
15. National Geographic Lightning, \$3.95
16. Pig Gets Stuck, Amery \$2.95
17. Puddles, London \$5.99
18. Quack & count, Baker \$6.00
19. Rabbits & Raindrops, Arnosky \$2.99
20. Rain! Stojic \$4.95
21. Rain, Marion Dane Bauer \$3.99
22. Rain Rain Everywhere, Storm \$5.95
23. Ruby In Her Own Time, Emmett \$4.95
24. Splish-Splashy Day, Henson \$3.25
25. Spring Rain (Big Book) \$14.95
26. [The sun's] Light & Shadow (Big Book) \$14.95
27. This Is The Rain, Schaefer \$4.25
28. This Little Piggy, Manning \$7.95
29. Thunder Cake, Polacco, \$5.95
30. Thunder & Lightning, Pfeffer \$3.99
31. Umbrella Parade, Feczko \$2.95
32. Water, Blevins \$3.95
33. We Are A Rainbow, (Big Book), Tabor \$14.95
34. Weather, Getzoff \$2.95
35. Weather: My First Learning Series \$3.99
36. What Kind Of Weather? Cerbus \$2.49
37. What Makes The Weather, Palazzo \$3.50

Bunny / Easter Books

1. A Tale Of Tails, MacPherson \$12.95
2. Bunny Day, \$3.99
3. Easter Egg Hunt (A Pop-Up Book) Westcott \$5.99
4. Peter Rabbit Storybook Play Set \$14.99
5. The Night Before Easter, Wing \$3.49
6. What Makes the Seasons? Cash \$3.99
7. Which Way Ben Bunny? (Lift-the-flap book) \$7.95

Rainbow Fish Books:

1. Rainbow Fish (Big Book), Pfister \$14.95
2. A Fishy story, Pfister \$3.50
3. Hidden Treasures, Pfister \$3.50
4. Lost At Sea, Pfister, \$3.50
5. Rainbow Fish: Puffer Cries Shark, Pfister \$3.99
6. Rainbow Fish and the Big Blue Whale, Pfister \$18.95
7. Rainbow Fish: Sticker Storybook, Pfister \$6.95 (2 copies)
8. The Copycat Fish, Pfister, \$3.50