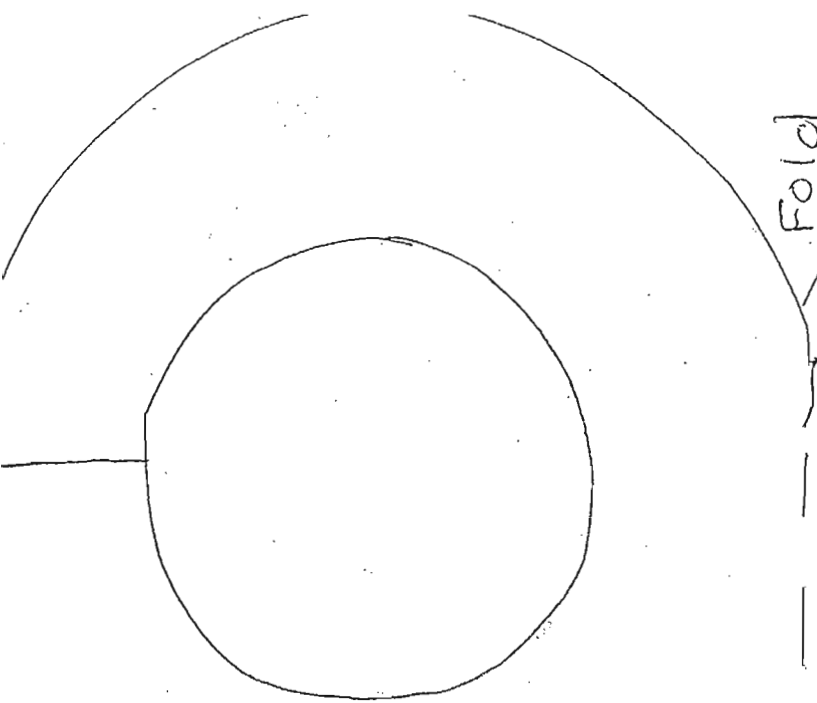





# Rain Unit

©TeachWithMe.com




Fold

**Do NOT Disturb!**



**ENTER at your  
own risk!**





Rr Rr R


r Rr Rr r

R a i n

Write some Rr's on your own on the bottom.


WRITE your name on the TOP of the paper.  
FIND your name in the picture and CIRCLE it.





**BINGO**

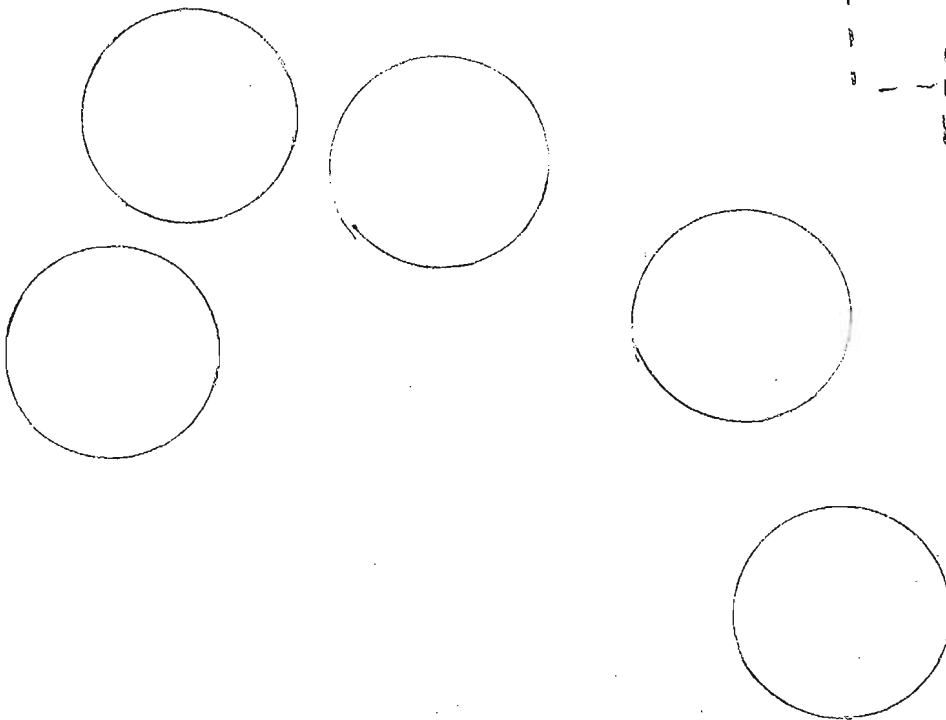
**DOT**



Bingo Dot a Group/Set of 5

Choose 2 colors. Dot 4 circles 1 color and 1 circle the other color,  
OR 3 one color and 2 the other color. **CIRCLE** the equation you chose.

$$4 + 1 = 5 \quad 3 + 2 = 5$$

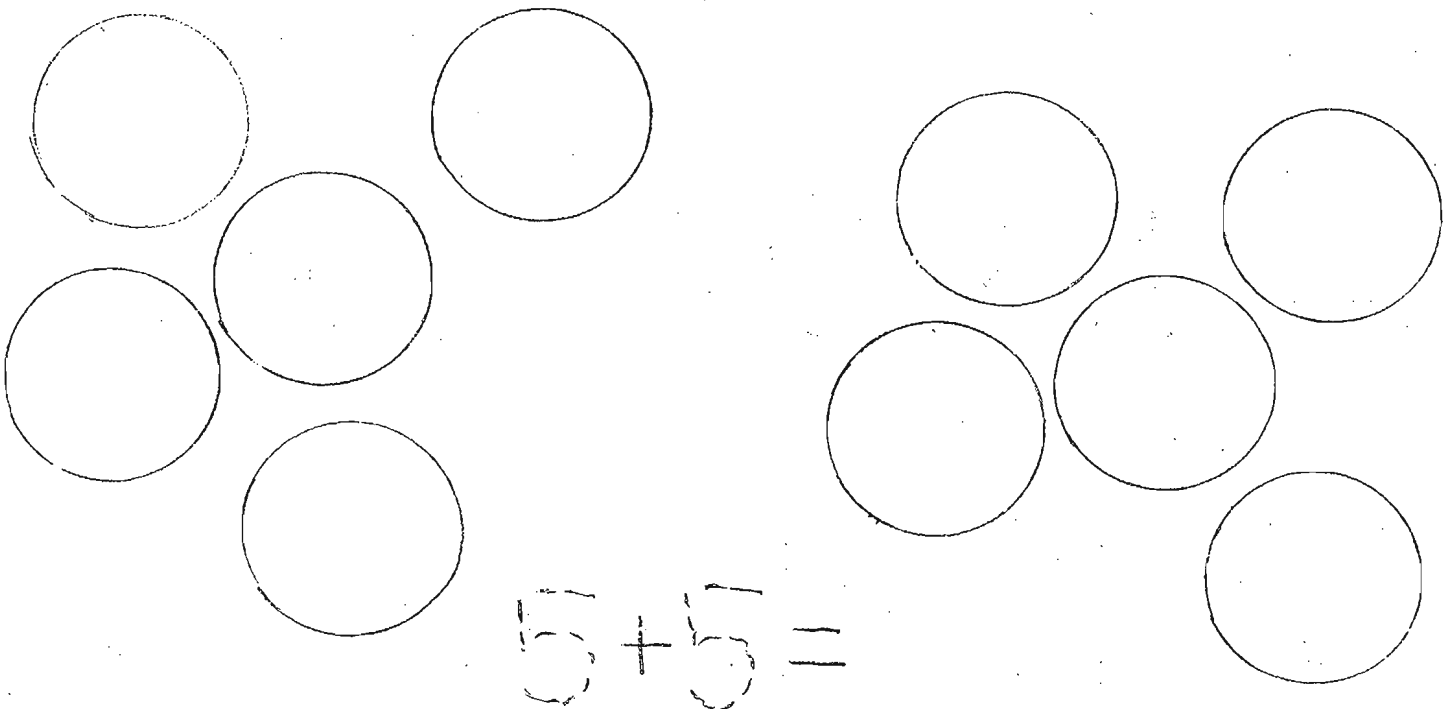


$$4 + 1 =$$

$$3 + 2 =$$



Bingo Dot a Group/Set of 10  
Choose 2 colors. Dot 5 circles 1 color and the other 5 circles the other color,  
**5+5 again, 5+5=10**




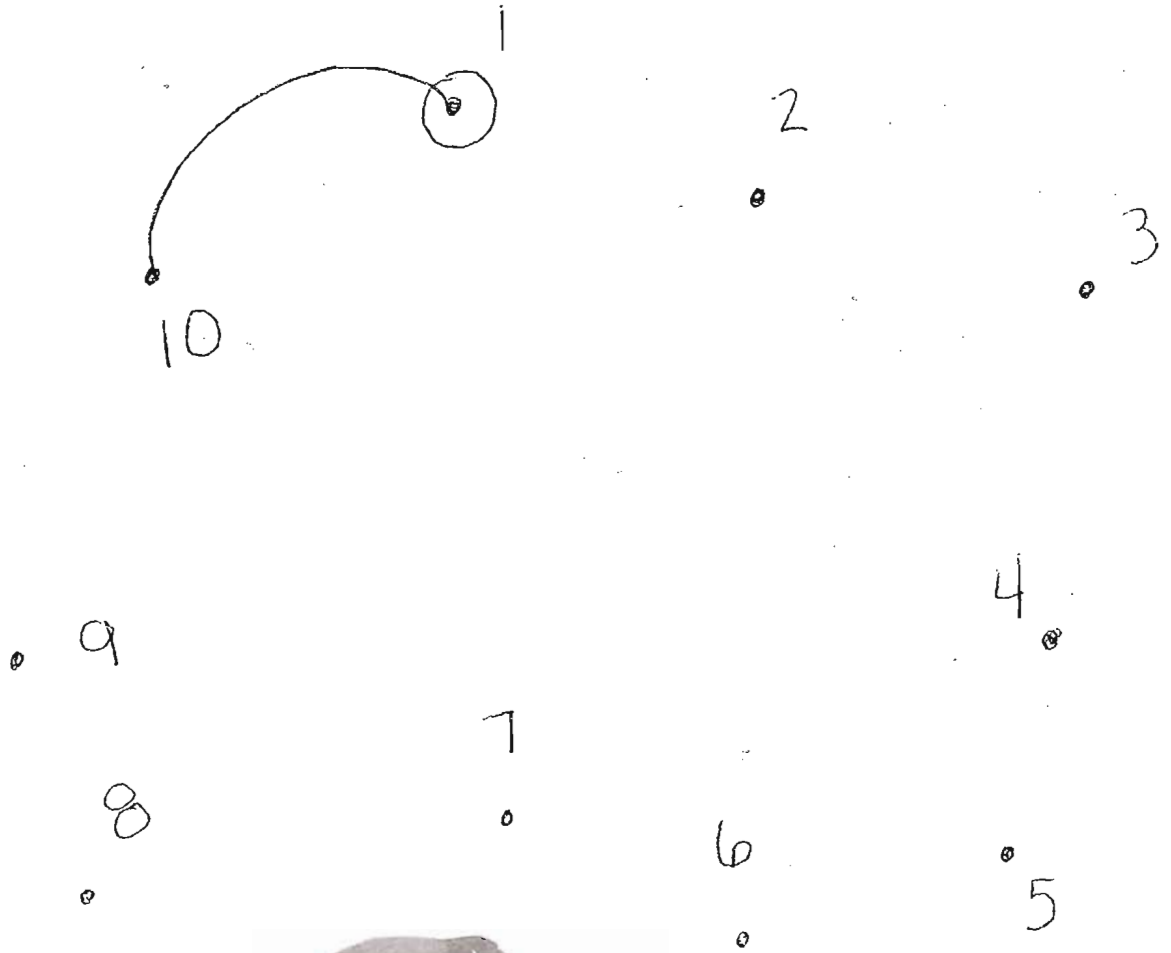
$$5+5=$$



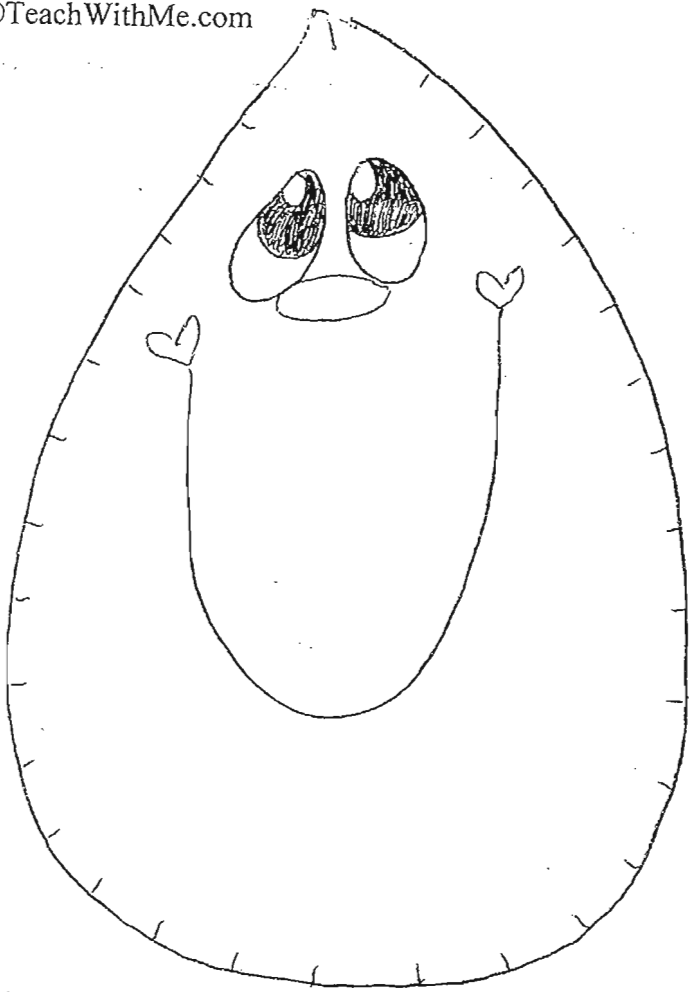
Choose 2 colors.

Bingo Dot a Group/Set of

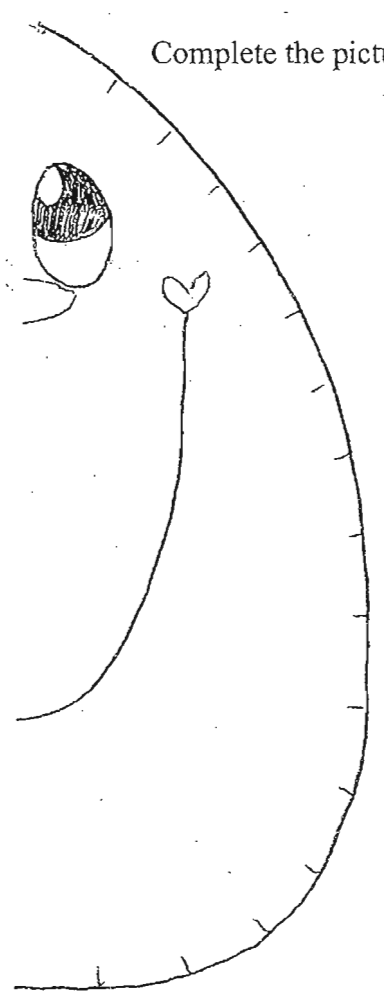




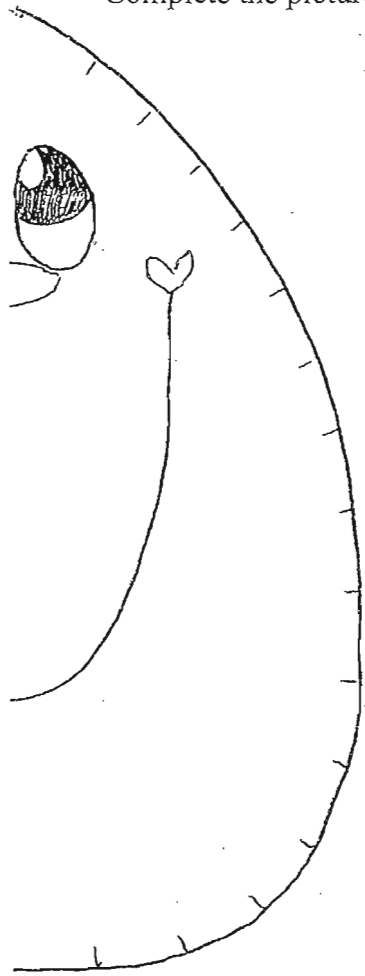
Curve your lines when connecting the dots to make your cloud.



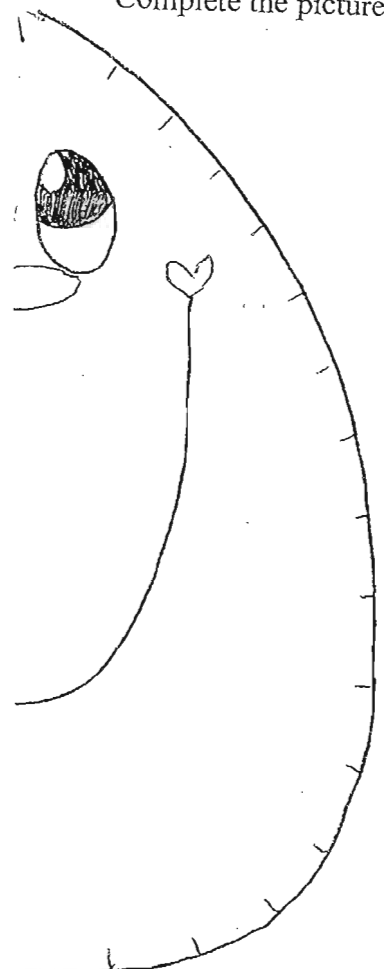
Complete the picture.




Complete the picture.



Complete the picture.





**Raindrops On A Roll**



©TeachWithMe.com



**Raindrops On A Roll**

©TeachWithMe.com

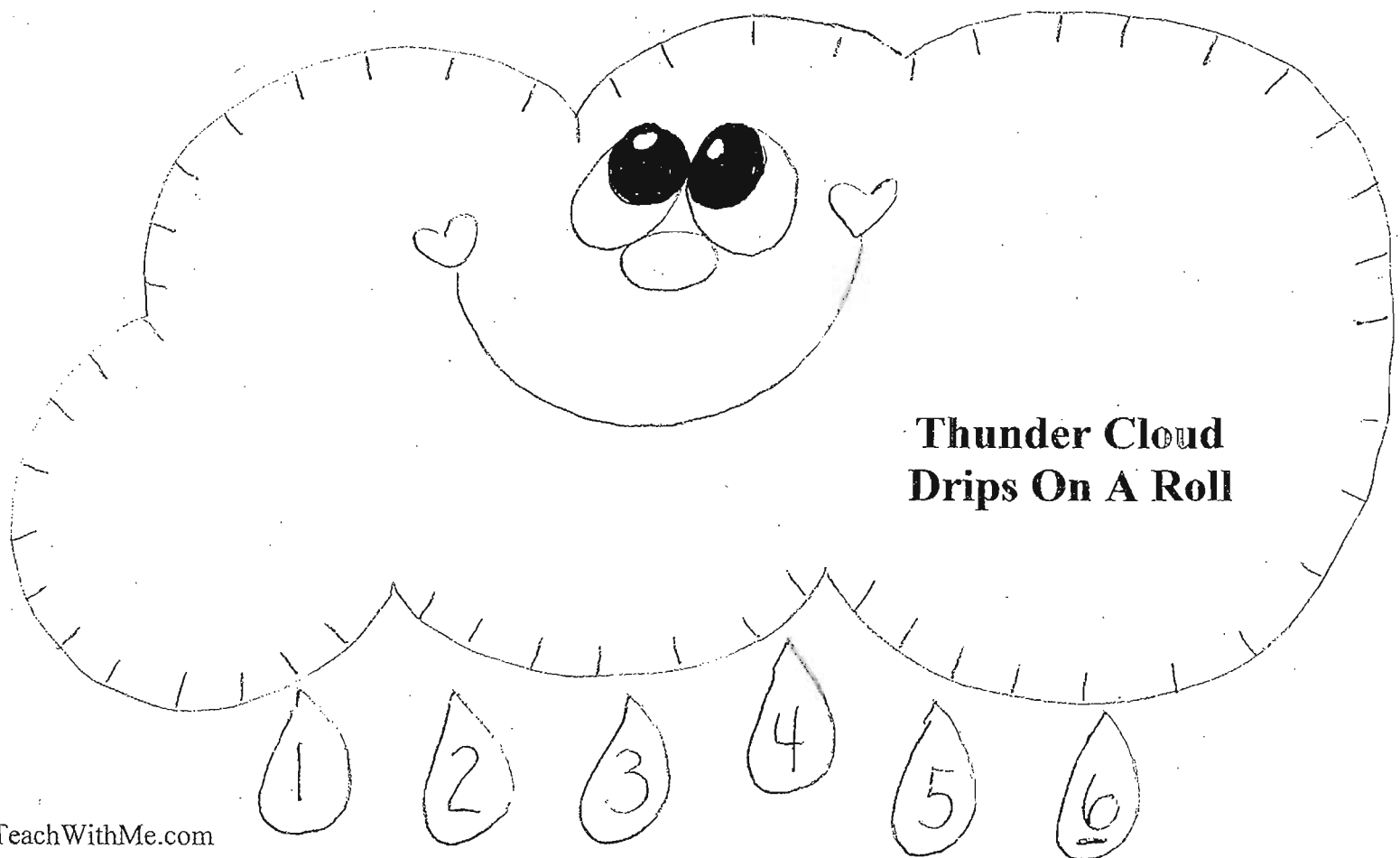
# Raindrops On An Addition & Subtraction Roll



---


## Directions:

- Choose a partner.
- Roll the dice.
- High number goes 1<sup>st</sup>.
- Roll the dice.
- You may add or subtract the dice to get a number.
- Color in that numbered circle on your paper.
- Write the equation on the back of the paper.
- The 1<sup>st</sup> player to color in all of their numbers is the winner.



**Thunder Cloud  
Drips On A Roll**


©TeachWithMe.com



**Thunder Cloud  
Drips On A Roll**

©TeachWithMe.com

## Umbrellas On An Addition & Subtraction Roll



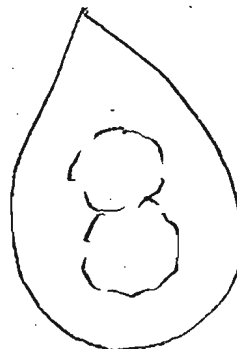

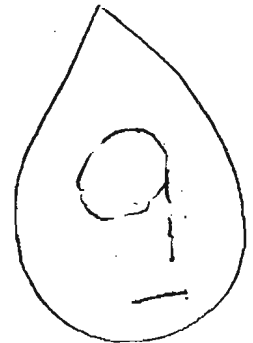


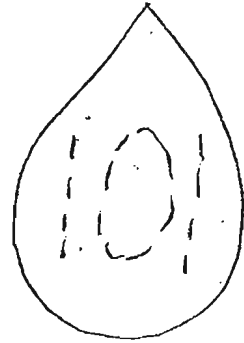
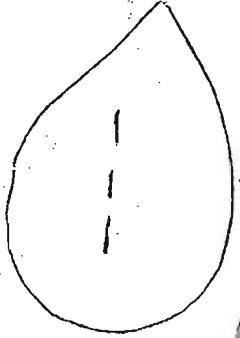
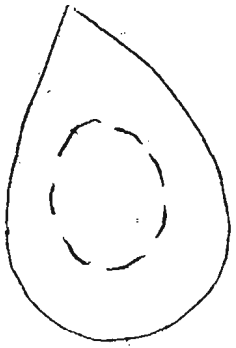
---

### Directions:

- Choose a partner.
- Roll the dice.
- High number goes 1<sup>st</sup>.
- Roll the dice.
- You may add or subtract the dice to get a number.
- Color in that numbered circle on your paper.
- Write the equation on the back of the paper.
- The 1<sup>st</sup> player to color in all of their numbers is the winner.

# I SPY!

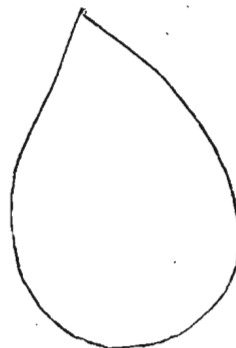
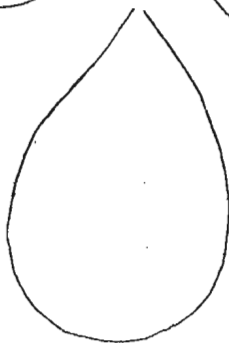
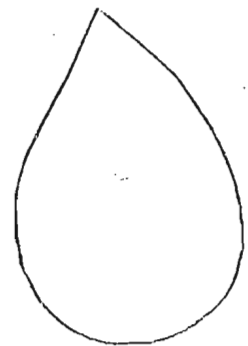
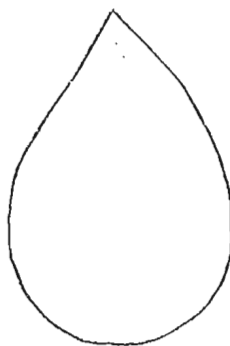
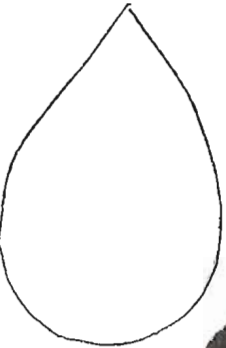
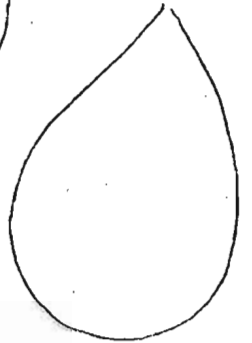
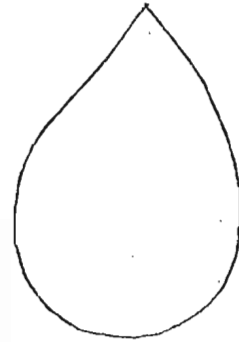
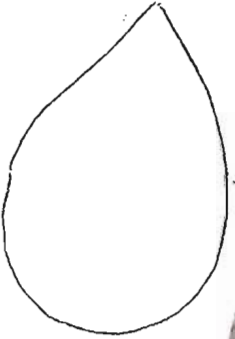
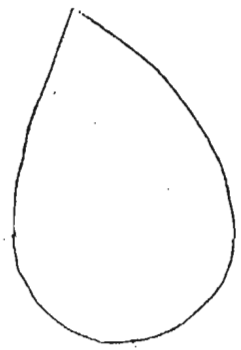
Please play I Spy with me at home.  
TRACE the circle and the number.






# I SPY!

Please play I Spy with me at home.  
TRACE the circle and the number.








Rain starts with the letter Rr. Find all of the upper and lowercase Rr's and CIRCLE them. There are 10. TRACE the big Rr in the corner.

# Number Fun

Put an X on the correct number of umbrellas to match the number in the row next to it.



1



2



3



4




5



# Raindrop Listening & Following Directions

Name \_\_\_\_\_

\* Answer  
Key  
😊





Match the dotted box to the matching #'d box. Cut it out and glue it to the bottom of it.

1


2

3

4

5

# Raindrop Listening & Following Directions







## Listening & Following Directions


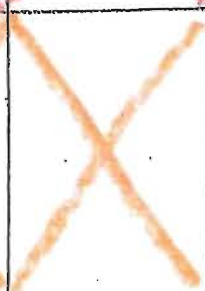

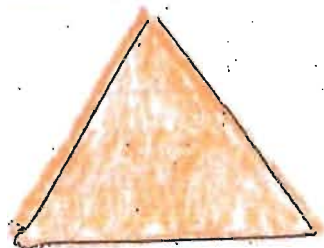


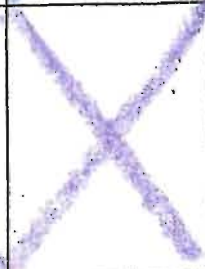
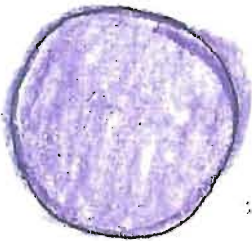






1. WRITE your name at the TOP of the paper in YELLOW.
2. COLOR 1 eye PURPLE & 1 eye GREEN.
3. TRACE around the raindrop in BLUE.
4. COLOR the raindrop's nose ORANGE.
5. COLOR his heart cheeks PINK.
6. TRACE his mouth RED.
7. TRACE around the cloud in GRAY.
8. Check your work and hand in your paper.






# GRAPHING

COLOR all the triangles the same color. Color each different shape a different color.



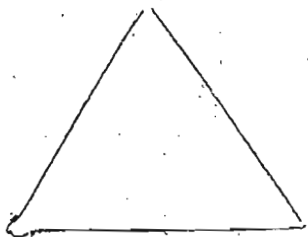

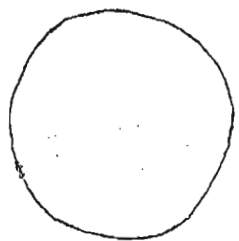


Color the shapes to match the colors on the picture. Count the shapes; mark that many X's in the box. Make the X's the same color as the shapes. Graph the picture.





# GRAPHING

COLOR all the triangles the same color. Color each different shape a different color.




Color the shapes to match the colors on the picture. Count the shapes; mark that many X's in the box. Make the X's the same color as the shapes. Graph the picture.

# Rainy



# Sunny





April showers bring May flowers!

## MORE THAN & LESS THAN

CIRCLE the group/set that has MORE.  
This group is greater than the other group.




$$6 > 5$$



CIRCLE the group/set that has LESS  
This group is less than the other group.



$$2 < 4$$





1




2




3




4



5



Match the number to the group/set.  
Use a DIFFERENT color for each one.



6



7



8



9



10



Match the number to the group/set.  
Use a DIFFERENT color for each one.







# Ordinal Numbers

- ❖ Put a smile on the 4<sup>th</sup> umbrella man.
- ❖ Draw 3 raindrops under the 3<sup>rd</sup> umbrella.
- ❖ Put an X above the 1<sup>st</sup> umbrella.
- ❖ Underline the 5<sup>th</sup> picture.
- ❖ Draw 2 raindrops under the 2<sup>nd</sup> umbrella.






Complete the PATTERN.



©TeachWithMe.com








Complete the PATTERN.



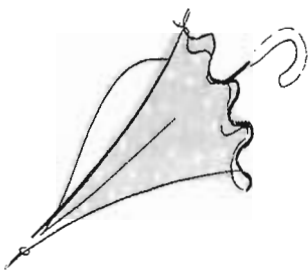
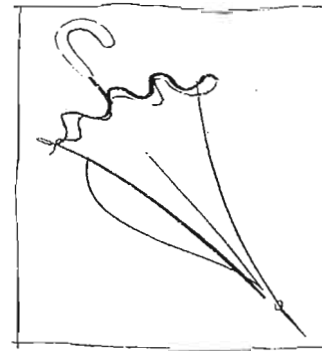
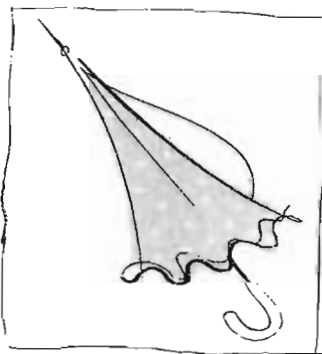
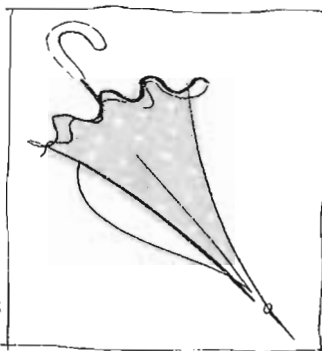
©TeachWithMe.com





Complete the PATTERN.

©TeachWithMe.com



# Similarities & Differences

In each row there is a SPY, one that is DIFFERENT than the rest.

Find it and ZAP it by putting an X through it!





## Shower Sort



## Shower Sort



Raindrops come in many sizes. Cut, sort and glue the small, medium and large pictures to their correct boxes.



small

large


medium

# Sorting

Here are some things you can do with these raindrops.

Your teacher will tell you what she wants you to do with your raindrops.

- ❖ **CUT** out the raindrops below and sort them into **small** and **large** piles.
- ❖ Sequence the numbers. Put them in order from 1-10
- ❖ Put all the **EVEN** numbers in one pile.
- ❖ Put all the **ODD** numbers in another pile.
- ❖ **GLUE** your raindrops in a group of how your teacher wants you to glue them.



# Sorting Sheet:

Small

Large

## Sorting Sheet:

## Odd

## Even




# Sorting Sheet:

**Objects Sequenced In Order**

**1 2 3 4 5 6 7 8 9 10**

---

# Tally Ho!





Stamp a group/set of

\_\_\_\_\_.



Stamp a group/set of


\_\_\_\_\_.

# What's Missing?



Fill in the missing link.



# What's Missing?



Fill in the missing link.



# What's Missing?



Fill in the MISSING link!

# COUNTING:

Fill in the missing numbers.




1				
	7			10
			14	
	17			
		23		



# COUNTING:

Fill in the missing numbers.



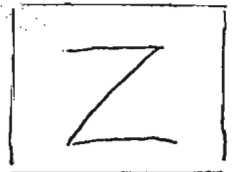



# ALPHABET

Fill in the missing letters.



	b	c		e
f			i	
	l	m		
			s	
	v			




Lowercase

# ALPHABET

Fill in the missing letters.



Lowercase

# ALPHABET

Fill in the missing letters.



A			D	
		H		J
	L		N	
P		R		T
	V		X	



Uppercase



# ALPHABET

Fill in the missing letters.







Uppercase



Help the lady find the man.  
There is more than one way.  
How many can you find?







START



FINISH



# MAZE CRAZE




### **Pencil Toppers**

Cut out the cloud.

Cut on the lines to make slits.

Insert pencil.

Enjoy! ☺



# PINCH & POKE

# Pinch & Poke A Shape



Match the number to the word.

Use a DIFFERENT color for each one.

1

two



2

five



3

four



4

three



5

one





Match the number to the word.

Use a DIFFERENT color for each one.



6

nine



7

eight



8

seven



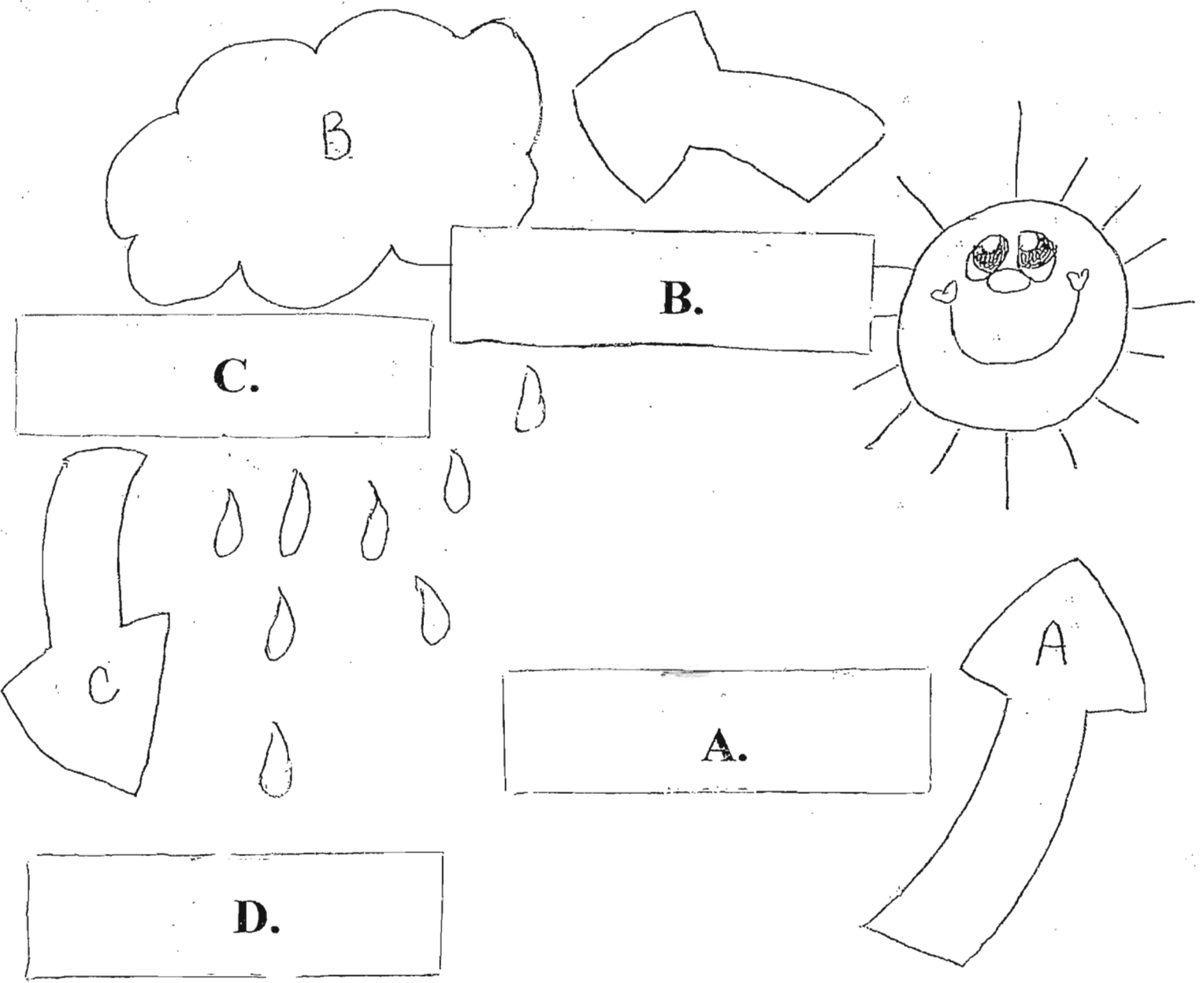
9

ten

10

six



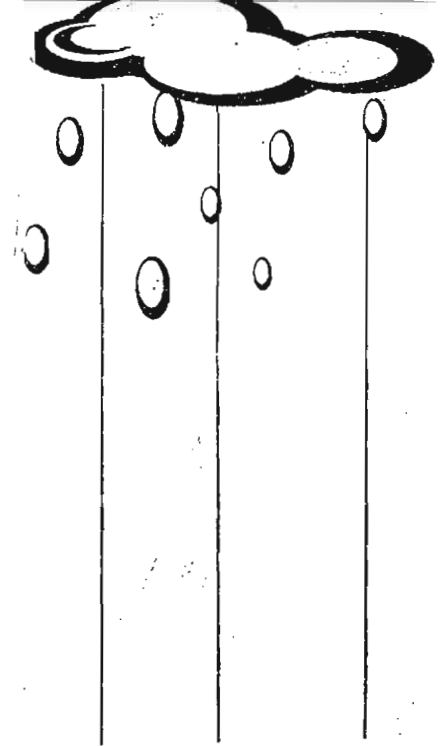


# The Water Cycle

Bodies of water

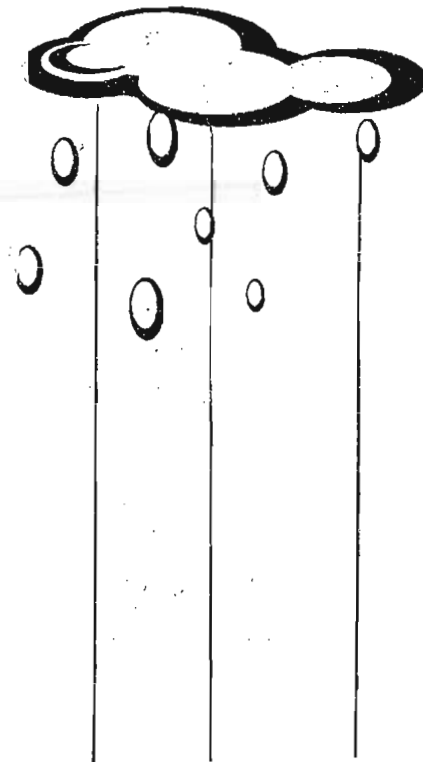
D

A. evaporation	C. precipitation
B. condensation	D. collection



SNIP & CUT

©TeachWithMe.com



SNIP & CUT

©TeachWithMe.com




SNIP & CUT

©TeachWithMe.com





SNIP & CUT

©TeachWithMe.com



TRACE each line with a DIFFERENT color.



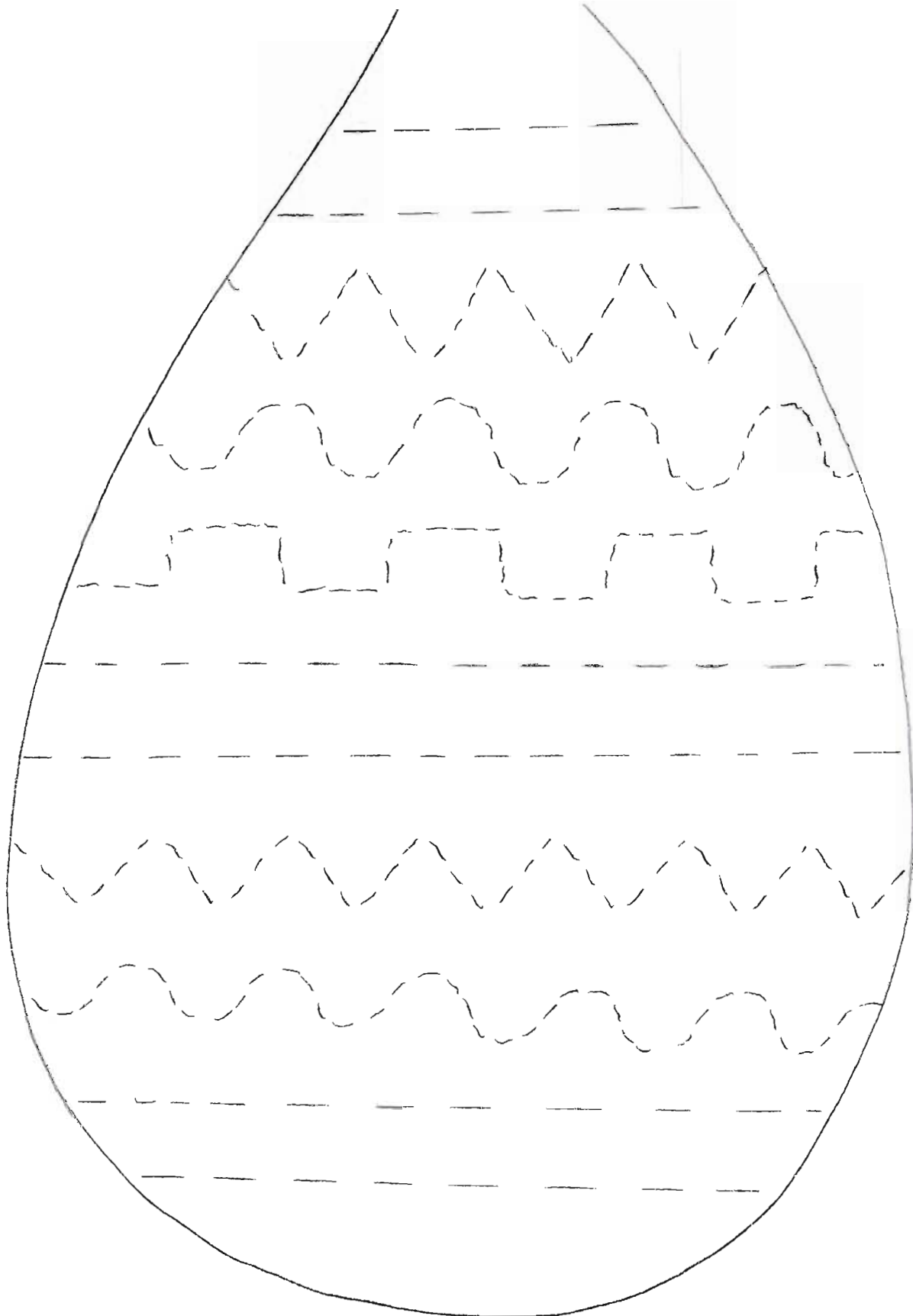


TRACE the lines.  
Use a DIFFERENT color for each one.





**TRACE** the lines. Use a **DIFFERENT** color for each one.





*Look how well I write  
my name!*




*Look how well I write  
my name!*





Look how well I  
write my name!



Look how well I  
write my name!





# April Writing Prompts

1. There's a \$1000 prize for the best April fool's joke at school. Have at it. Then tell me what you'll do with the prize money.
2. You're kayaking in the Amazon and see a butterfly that's never been seen before. What does it look like? Your photograph gets published in *National Geographic* and you become famous! Tell me about it.
3. My children are the rainbows in my world. Who are some of your close friends that are the rainbows in your life and why?
4. If April showers bring May flowers, what do hurricanes and tornados bring?
5. Some people love lightening and thunder and stormy weather. Do you? Why or why not?
6. Tell me how you're like a butterfly; egg to caterpillar to chrysalis to butterfly.
7. I love to jump in puddles and walk in light misty rain. Do you? Tell me why and how you feel when you do it.
8. Let's go play in the mud; ooey gooey, gloppy-sloppy mud! Let's get down and get really-really dirty! Tell me all about how it feels, looks, smells and the consequences afterwards, if there are any! 😊
9. You're having a sleepover with 5 of your best friends. You're in the middle of a scary movie. It's storming and a lightening bolt hits a power line and knocks out the electricity. There's frantic pounding at the door and a scream outside...Who could that be? What do they want? Tell me what happens next.

# April Word Find

April	rain
clouds	rainbows
condensation	recycle
daffodils	reduce
evaporation	reuse
garbage	shower
lightning	spring
mud	thunder
precipitation	tulips
puddles	water cycle

alcondaffcloudscondafevgarlighrAprilevagarmupudrairecred  
 condensationevapprecithunApshowsprthuntuliwatcyspredreus  
 rainbshowraimudpredaffodilsevapgarliningmuprecipuddlranre  
 evapprecipgarmuevaporationgarbageliprecrelisogjalzorjgliztw  
 mudvagarmupudrairecrejgjbunebmbuhgnamddibjdianedanlhin  
 ldickbnrkjasstekeldamajerigablighntingohcimykdlsgildnelaigln  
 dkidngklwiehdgnlcneidhgosksklglgnncioggielacbprecipitation  
 jgugoieodpuddlesjgutyhegdfvcbxcdsewaqszxcdftrggkjiulomlp  
 kdjrainsbhjguiyjhgrfdecsbvhnjkiollpkmjnhugytfrghgfdcxsw  
 whgytuthjfnbvvgcfdrswsqrainbowsridkdkdlrecyclejguithbvmd  
 dfghytrreducereusejgkuityghjfbnvggtcredscxfredasqwraimnd  
 skslgieshosskdidkglgvshowermkjihuyghtfgfvexdseawqzxs dew  
 rfgtyukihjhuyghbnvgfterfdcslmkjiuspringjutulthundielidgxhlil  
 theighthuthumthundernbhjguityhgfredwsqazxcdftrghujyhkiljm  
 nbjhyuthgfbnvhfjtithloyjnbghftuldwptulipsnhgjueijdkixtulci  
 shfurhtwa eejtwwatercyclenbjuiyuthygttrfsdsewfwufjgnbkgitk



# April Word Find

April  
clouds  
condensation  
daffodils  
evaporation  
garbage  
lightning  
mud  
precipitation  
puddles

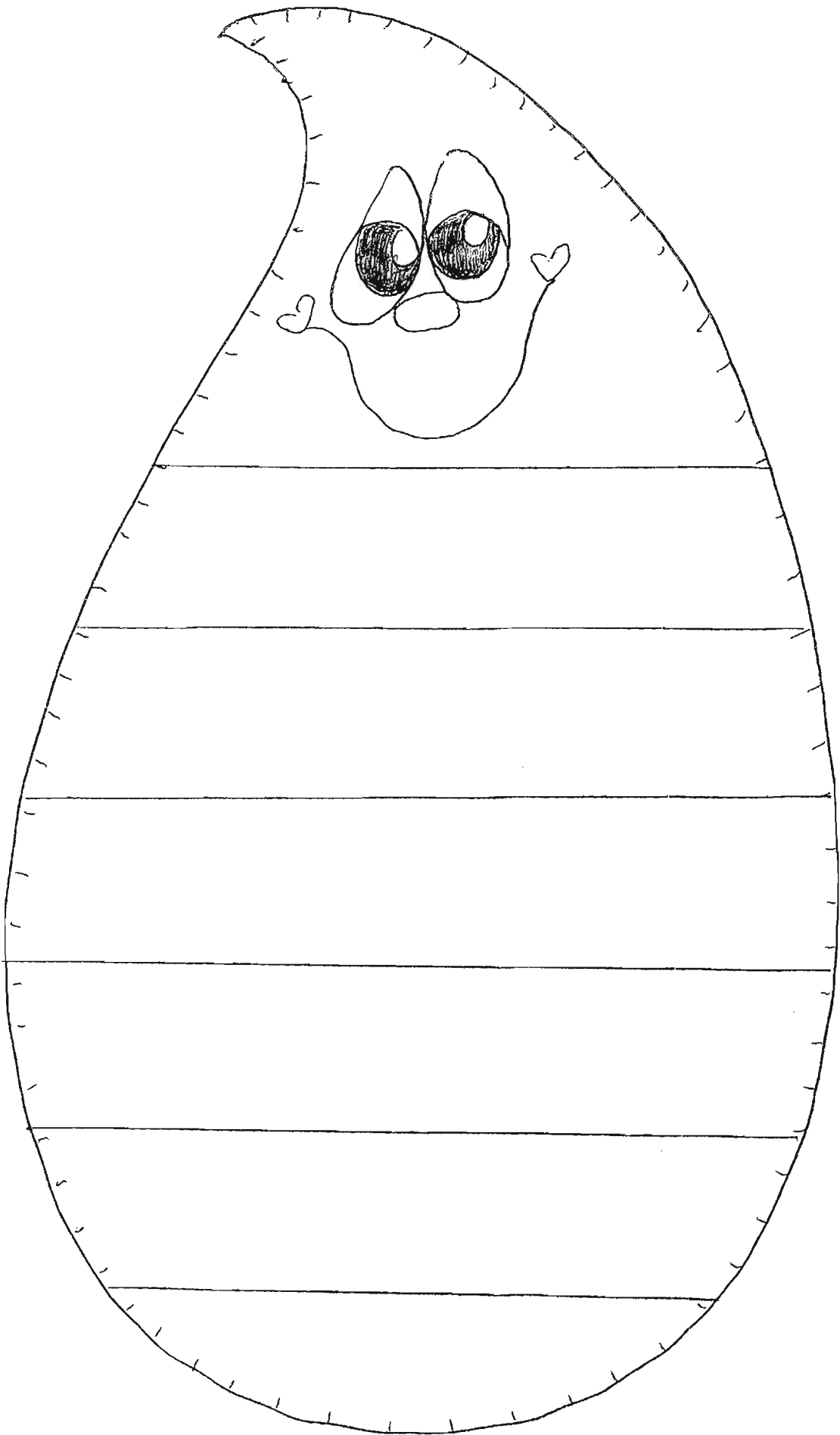
rain  
rainbows  
recycle  
reduce  
reuse  
shower  
spring  
thunder  
tulips  
water cycle

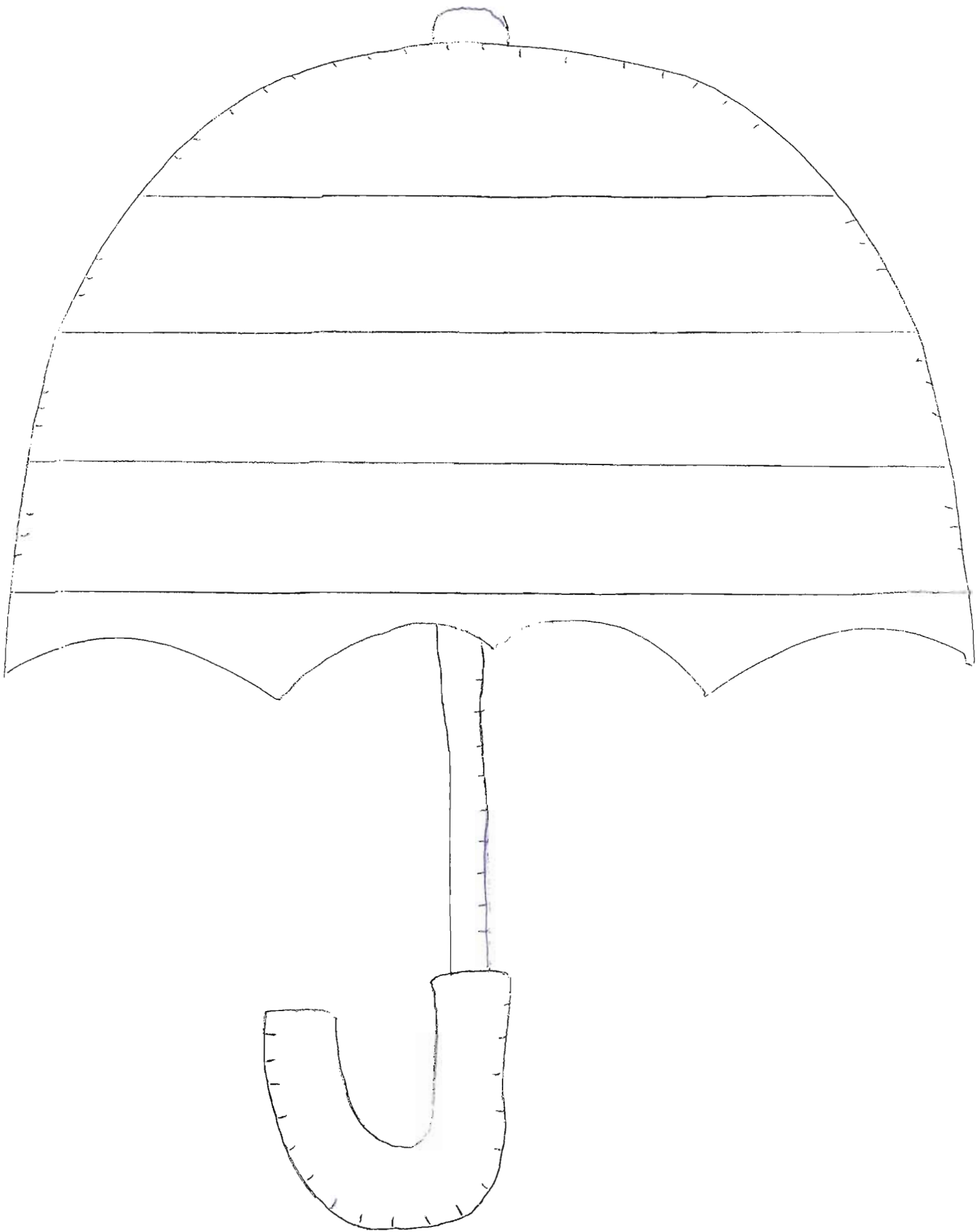
\* Answer  
Key


alcondaffcloudscondafevgarlighrAprilevagarmupudrairecred  
condensationevapprecithunApshowsprthuntuliwatcyspredreus  
rainbshowraimudpredaffodilsevapgarliningmuprecipuddranre  
evapprecipgarmuevaporationgarbageliprecrelisogjalzorjgliztw  
mudvagarmupudrairecrejgjbunebmbuhgnamddibjdianedanlhin  
ldickbnrkjasstekeldamajerigablighningohcimykdlsgildnelaighn  
dkidngklwiehdgncneidhgosksklglgnncioggielacbprecipitation  
jgugoieodpuddlesjgutyhegdfvcbxcdsewaqsxzcdftrggkjiulomlp  
kdjrainsbhjguiyjhgrfdecsvhgnjkiollpkmjnhugytrfghgfdcxsw  
whgytuthjfnbvgcfdrswsqrainbowsridkdkdlrecyclejguithbvmd  
dfghytrreducereusejgkuityghjfbnvggtcredscxfredasqwraimnd  
skslgieshosskdidkglgvshowermkjihuyghtfgfvcxdseawqzxs dew  
rfgyukihjhuyghbnvgfterfdcsImkjiuspringjutulthundielidgxhlil  
theighthuthumthundernbhjguityhgfredwsqazxcdftrghujyhkiljm  
nbjhgyuthgfbnvhfjtithloyjnbgfhtuldwptulipsnhgjeijdkixtulci  
shfurhtwa eejtwwatercyclenbjuiyuthygttrfsdsewfwufjgnbkgitk













### **Raindrop Punctuation Sentences**

Put the correct punctuation ( . ! ? ) at the end of each sentence.

1. Do you know the water cycle
2. Yay     I can say the water cycle chant
3. Precipitation is a big word for rain
4. Wow       Look at those big thunder clouds
5. Yikes       I think it's really going to storm
6. Evaporation is when the water dries up and goes up into the clouds
7. I like to watch the lightning and listen to the thunder
8. Do you want to go splash in the puddles with me
9. I love it when it rains
10. Are you afraid of storms



## April Punctuation


Fill in the correct punctuation with a ( . ! ? )

1. April showers bring May flowers
2. Happy Easter
3. When is your spring break
4. We're going to Florida on vacation
5. Help      I need a break
6. Are you going to dye Easter eggs
7. I like black jelly beans the best
8. Look      Your mom's tulips are coming up
9. I love how everything smells so fresh outside
10. The pussy willows look so pretty

# Cloud Triple Slider


©TeachWithMe.Com

Cut Slits.  
Insert Sliders



Numbers      Letters      Shapes

Students color shapes in rainbow-color order.  
Glue cloud on white paper for durability.






0  
1  
2  
3  
4  
5  
6  
7  
8  
9  
10

A  
B  
C  
D  
E  
F  
G  
H  
I

J  
K  
L  
M  
N  
O  
P  
Q  
R  
S  
T

U  
V  
W  
X  
Y  
Z



@teachwithme.com sliders

Cut Out Sliders. Insert Into Slider Cloud Slits.

Slits to review numbers, letters & shapes.

For the alphabet slider glue 2nd strip "J" under "I" & 3rd strip "U" under "T". To avoid accidentally pulling out strips you can glue a longer strip of paper on the end & then simply fold the end tabs in to pull the strip out to change to another slider.

## Raindrop Info-Strip Slider

### Materials:

- Construction paper
- Scissors
- Glue sticks (If you want to back with construction paper)

### Directions:

#### Prep:

- Run off master.
- Pre-cut slider strips
- Pre-cut slits in slider shape

#### The next day...

1. Children CUT out their slider shape. (You can mount it on a complimentary colored sheet of construction paper for more durability.)
2. Students WRITE their name on the BACK of their slider shape.
3. Children insert slider strip from the back to the front. Teacher decides what slider students will be working on. (ABC, 123, Shapes)
4. As a whole group, we use the manipulative to review the information on the slider.
5. I encourage the children to do it again for their parents and include a note about the slider in my newsletter.
6. I ask parents to ask their child to share their slider with them. It helps reinforce lessons, builds self-esteem, and shows their child that they care about what they are learning in school.
7. Since we have a slider for each theme, they make a nice collection. My students love collecting them.
8. Sliders are a nice quick and easy art project that nails and reviews several report card standards in a fun way. It's a great fine motor skill as well.
9. After my students are done with their slider, they clean up their work station, leave their slider at the table and transition to a Tummy Tubby Time activity. When everyone is done, they get their slider and sit on our *Circle of Friends* carpet.
10. Depending on time, we insert 1 or 2 sliders and review the material as a whole group. I'll have them put the shortest shape slider strip in, take the other sliders back to their desk, and we'll review body parts (put your slider on your elbow, knee, wrist etc.), then we'll use it for spatial directions; (put your slider on, behind, above, beside you.) We'll finish up with the *Slider Pokey* and finally "Blast Off" counting from 10-0 and then go put our sliders in our backpacks. ☺



## **Body Part Identification**

- ❖ Put the umbrella on your shoulder.
- ❖ Put the umbrella on your shin.
- ❖ Put the umbrella on your knee.
- ❖ Put the umbrella on your elbow.
- ❖ Put the umbrella on your leg.
- ❖ Put the umbrella on your wrist.
- ❖ Put the umbrella on your thigh.
- ❖ Put the umbrella on your forehead.
- ❖ Put the umbrella on your waist.
- ❖ Put the umbrella on your hip.
- ❖ Put the umbrella on your left hand.
- ❖ Put the umbrella on your right hand.
- ❖ Put the umbrella on your palm.
- ❖ Put the umbrella on your head.
- ❖ Put the umbrella on your heel.
- ❖ Put the umbrella on your toes.
- ❖ Put the umbrella on your foot.
- ❖ Put the umbrella on your back.
- ❖ Put the umbrella on your neck.
  - Turn around.
  - Sit down.
  - You're done.
  - Having fun?



## **Umbrella Pokey**

Put your umbrella in  
Take your umbrella out  
Put your umbrella in  
Now you shake it all about  
You do the Umbrella Pokey and you turn your self around.  
That's what it's all about.

You put your umbrella up.  
You put your umbrella down.  
Your put your umbrella up.  
Now your twirl it all around.  
You do the Umbrella Pokey and you turn your self around.  
That's what it's all about.

You put your umbrella to the left.  
You put your umbrella to the right.  
You put your umbrella to the left.  
Now you hide it out of sight.  
You do the Umbrella Pokey and you turn your self around.  
That's what it's all about.

You do the Umbrella Pokey.  
You do the Umbrella Pokey.  
You do the Umbrella Pokey.  
Drizzle Drizzle Drizzle  
Drizzle Drip!



## **Body Part Identification**

- ❖ Put the raindrop on your shoulder.
- ❖ Put the raindrop on your shin.
- ❖ Put the raindrop on your knee.
- ❖ Put the raindrop on your elbow.
- ❖ Put the raindrop on your leg.
- ❖ Put the raindrop on your wrist.
- ❖ Put the raindrop on your thigh.
- ❖ Put the raindrop on your forehead.
- ❖ Put the raindrop on your waist.
- ❖ Put the raindrop on your hip.
- ❖ Put the raindrop on your left hand.
- ❖ Put the raindrop on your right hand.
- ❖ Put the raindrop on your palm.
- ❖ Put the raindrop on your head.
- ❖ Put the raindrop on your heel.
- ❖ Put the raindrop on your toes.
- ❖ Put the raindrop on your foot.
- ❖ Put the raindrop on your back.
- ❖ Put the raindrop on your neck.
  - Turn around.
  - Sit down.
  - You're done.
  - Having fun?



## **Raindrop Pokey**

Put your raindrop in  
Take your raindrop out  
Put your raindrop in  
Now you shake it all about  
You do the Raindrop Pokey and you turn your self around.  
That's what it's all about.

You put your raindrop up.  
You put your raindrop down.  
Your put your raindrop up.  
Now your twirl it all around.  
You do the Raindrop Pokey and you turn your self around.  
That's what it's all about.

You put your raindrop to the left.  
You put your raindrop to the right.  
You put your raindrop to the left.  
Now you hide it out of sight.  
You do the Raindrop Pokey and you turn your self around.  
That's what it's all about.

You do the Raindrop Pokey.  
You do the Raindrop Pokey.  
You do the Raindrop Pokey.  
Drizzle Drizzle Drizzle  
Drizzle Drip!





# Yay You!




---

has done SHOWERS of  
wonderful work  
during our spring unit!

Teacher: \_\_\_\_\_


Date: \_\_\_\_\_





# April Books:

## My Books To Read:



### Butterflies:

1. Born To Be A Butterfly Wallace \$3.99
2. Butterfly, Canizares \$3.25
3. Butterfly Magic, Getzoff \$2.99
4. Butterfly Metamorphosis, (A Fold-out book) Twinn \$4.95
5. Butterflies, Shapiro \$3.99
6. Butterflies of the World (Fandex) Mikula \$9.95
7. Caterpillar Spring Butterfly Summer, Hood \$12.99
8. Caterpillar To Butterfly (Pop-up) Rodger \$4.95
9. Clara Caterpillar, Edwards \$5.95
10. Fluttery Butterflies, Lamut \$4.95
11. Good Night Sweet Butterflies, Gerth \$10.95
12. I'm A Caterpillar, Marzollo \$3.99
13. I'm A Little Caterpillar, (A pop-out puppet book). Weare \$5.95
14. In My Garden (Pop-up book) Gill Guile \$12.95
15. Just A School Project, Mayer \$3.29
16. More Bugs In Boxes (Pop-up) Carter \$13.95
17. My Jungle Pop Up Book (Has butterflies in it.) Guille \$14.99
18. Nature's Hidden World (A pop-up book) Selberg \$9.95
19. Our Friend Sam, Mayer \$3.95
20. Percival the Plain Little Caterpillar, Brawley \$14.95
21. Ten Wiggly, Wiggly Caterpillars, Tarbett \$9.95
22. The Case of the Missing Caterpillar: A First Look at the Life Cycle of a Butterfly, Godwin \$14.95
23. The Very Hungry Caterpillar, (Big Book) Carle \$14.95
24. Waiting For Wings, Ehlert \$15.95
25. Watch Me Grow: Butterflies, Magloff \$7.99

26. Where Is Caterpillar (Lamaze interactive soft book.) \$6.95



## Children's Butterfly Books:

1. A Golden Guide To Insects (Includes lots of butterfly pages.), Zim & Cottam \$9.95
2. A Peek-A-Boo Caterpillar \$3.95
3. Angelina and the Butterfly, Holabird \$3.50
4. Becoming Butterflies, Rockwell \$5.95
5. Bugillions! (A wobble-eye book about counting) Reader's Digest \$7.99
6. Bug Safari, Barner \$5.95
7. Bumble's Sweet Surprise \$5.95
8. Butterflies! Freeman \$4.25
9. Butterflies, Jeunesse \$4.99
10. Butterflies, Neye \$3.99
11. Butterflies and Moths, Hirschmann \$3.99
12. Butterflies Coloring book, Sovak
13. Butterflies in the Garden Lerner \$5.95
14. Butterfly Express: A Book About Life Cycles, Moncure \$5.95
15. Butterfly House, Bunting \$5.99
16. Butterfly Magic, Getzoff \$2.95
17. Fluttery Butterflies, Lamut \$4.95
18. From Caterpillar To Butterfly, Heiligman \$5.95
19. I Wish I Were A Butterfly, Howe \$5.95
20. I Wonder Why...Butterflies Flutter, O'Neil \$4.95
21. Little Kippers Butterfly, Inkpen \$4.95
22. Magnificent Monarch, Glaser \$7.95
23. Millions of Monarchs, Roop \$3.99
24. Monarch Butterfly, Gibbons \$6.95
25. Monarchs, Lasky \$8.95
26. Strawberry Shortcake and the Butterfly Garden, Curry \$3.99
27. Squiggly Wiggly's Surprise (A finger-puppet book) Shapiro \$5.95
28. Ten Loopy Caterpillars, Cowley \$2.95
29. The Big Butterfly Book, Whayne \$2.95
30. The Butterfly Alphabet, Sandved \$5.99
31. The Butterfly Counting Book Pallotta \$5.49
32. The Lamb and the Butterfly, Sundgaard \$5.95
33. The Very Hungry Caterpillar, Carle \$6.95
34. What Can Pinky See? (A lift-the-flap book) \$5.99
35. Zoobooks: Butterflies \$2.50

## My Books To Read:

### Robins / Birds

1. Birds' Nests, Obolensky \$3.99
2. If You Were A Bird, Calder \$7.95
3. Now I Know Birds, Kuchalla \$2.95
4. The New Nest, Iversen \$2.95
5. What Makes Music? (Ribbon and musical sound chip) Schwartz \$10.75
6. Wings (A pop-up book of things that fly) Bantock \$14.95

### Clouds:

1. A Cloudy Day, Nelson \$2.95
2. clouds, Baauer \$3.99
3. Clouds (Big Book), Cutting \$14.95
4. It Looked Like Spilt Milk
5. Little Cloud, Carle \$9.95
6. Little Cloud, (Board Book) Carle \$6.99

### Recycling:

1. The Earth and I, Asch \$5.95

### Spring-Seasons:

1. Berenstain Bears' Four Seasons, Berenstain \$3.99
2. Changing Seasons Graydanus \$2.95
3. Colors Of Spring, Moore \$3.95
4. It's Spring! Chanko \$3.99
5. My World Of Color, Krupinski \$5.95
6. Splish Splash Spring, Carr \$4.95
7. Spring Changes, Senisi, \$3.25
8. Spring Is Here! Packard \$3.99
9. There was a Bold Lady Who Wanted A Star, Harper \$4.95
10. When The Earth Wakes, Rucki \$5.95

### Rain / Puddles / Ducks / Mud:

1. A Rainy Day, Nelson \$3.95
2. Come On, Rain! Hesse \$3.95
3. Diary Of A Worm, Doreen Cronin \$5.95
4. Down comes The Rain, Branley \$4.95
5. Five Little Ducks (Big Book) Ives \$14.95
6. Franklin and the Thunderstorm (Sound book) \$6.95
7. Home Sweet Home, Marzollo \$5.95
8. I Hate My Bow! Wilhelm \$3.99
9. Just A Rainy Day, Mayer \$2.95
10. Keep A Poem in Your Pocket (Big Book) \$14.95
11. Little White Duck

12. Little Quack, Thompson \$5.95
13. Mud! Lewison 3.99
14. Mud Soup, Head \$3.99
15. National Geographic Lightning, \$3.95
16. Pig Gets Stuck, Amery \$2.95
17. Puddles, London \$5.99
18. Quack & count, Baker \$6.00
19. Rabbits & Raindrops, Arnosky \$2.99
20. Rain! Stojic \$4.95
21. Rain, Marion Dane Bauer \$3.99
22. Rain Rain Everywhere, Storm \$5.95
23. Ruby In Her Own Time, Emmett \$4.95
24. Splish-Splashy Day, Henson \$3.25
25. Spring Rain (Big Book) \$14.95
26. [The sun's ] Light & Shadow (Big Book) \$14.95
27. This Is The Rain, Schaefer \$4.25
28. This Little Piggy, Manning \$7.95
29. Thunder Cake, Polacco, \$5.95
30. Thunder & Lightning, Pfeffer \$3.99
31. Umbrella Parade, Feczko \$2.95
32. Water, Blevins \$3.95
33. We Are A Rainbow, (Big Book), Tabor \$14.95
34. Weather, Getzoff \$2.95
35. Weather: My First Learning Series \$3.99
36. What Kind Of Weather? Cerbus \$2.49
37. What Makes The Weather, Palazzo \$3.50

### Bunny / Easter Books

1. A Tale Of Tails, MacPherson \$12.95
2. Bunny Day, \$3.99
3. Easter Egg Hunt (A Pop-Up Book) Westcott \$5.99
4. Peter Rabbit Storybook Play Set \$14.99
5. The Night Before Easter, Wing \$3.49
6. What Makes the Seasons? Cash \$3.99
7. Which Way Ben Bunny? (Lift-the-flap book) \$7.95

### Rainbow Fish Books:

1. Rainbow Fish (Big Book), Pfister \$14.95
2. A Fishy story, Pfister \$3.50
3. Hidden Treasures, Pfister \$3.50
4. Lost At Sea, Pfister, \$3.50
5. Rainbow Fish: Puffer Cries Shark, Pfister \$3.99
6. Rainbow Fish and the Big Blue Whale, Pfister \$18.95
7. Rainbow Fish: Sticker Storybook, Pfister \$6.95 (2 copies)
8. The Copycat Fish, Pfister, \$3.50