



# Open House

- ❖ I send out my Welcome Packet to my students the 2<sup>nd</sup> week of August inviting them to Open House.
- ❖ We have our pre-school, Y5 and Kindergarten Open House on the same night with pre-school an hour before, usually at 6:00 with Y5's and K's at 7:00.
- ❖ It's usually on a Thursday because people tend to go away on vacation on Fridays. It's usually 2 weeks before school starts.
- ❖ We have our open house before the other elementary school's all-grade open house so that it's not so scary and overwhelming with zillions of big kids running all over.
- ❖ We also have 2 busses available for them to have their 1<sup>st</sup> ride with their parents so that's not so scary as well.
- ❖ I set up my Open House like a Treasure Hunt. They have been sent the "Treasure List" and a set of 10 stickers in the mail in their packet.
- ❖ I do that in advance because I want them to look forward to the evening and get excited. I also want to see which parents are on the ball and keep track of things and will bring the "map & stickers" with them that night.
- ❖ I have extra maps, but no stickers on hand just in case. And there are ALWAYS some who don't. Sigh....
- ❖ This Treasure Hunt concept was so widely liked that most of the other K-2<sup>nd</sup> grade classes adopted it!
- ❖ It's just a fun way to make sure students find their teacher, locker, desk etc. and whatever else you want them to find.
- ❖ **A Head's Up:** You will see that I jotted down a note: "*Don't take your name tag off your locker or bulletin board*". I actually had parents doing that!
- ❖ I also added a note not to play with all the toys in my classroom. For my 1<sup>st</sup> Open House, being a rookie, I just naturally assumed that parents would be watching their children. NOT! They were in the hallway visiting with other parents while their children AND younger siblings were hauling out everything and trashing the room! What a mess I walked in on after Open House! I was there cleaning and

straightening 'til after 11:00 totally exhausted with an hour ride home yet to do.

- ❖ I revamped for next year keeping almost all of the activities out in the hallway, and that little note has worked WONDERS! Parents just needed a gentle reminder. ☺
- ❖ I have manila-envelope packets with their 1<sup>st</sup> names listed alphabetically in a plastic crate for them to pick up.
- ❖ Included here are samples for you to see of what I have inside.
- ❖ Since dinosaurs are my 1<sup>st</sup> themed science unit, I revamped a dino sheet from *Mailbox Magazine*<sup>TM</sup> to use as an icebreaker for a 1<sup>st</sup> day verbally sharing time activity.
- ❖ The author of the poem is unknown. I run it off on pink and blue copy paper and cut it into a bookmark for mom's to keep. ☺
- ❖ I also include a note about Name Tags and include their child's laminated name tag so they can write their bus number and address of where they'll be going.
- ❖ Even tho' the office has information on students galore, I like my own sheet so I don't have to bother them.
- ❖ Our principal likes our parents to sign in so he knows how many attended Open House so there's a sheet for that. It's also part of the Treasure Hunt.
- ❖ I have little signs that I laminate and put on baskets.
- ❖ In my Summer Packet Letter I tell parents they can bring school supplies in a baggy marked with their child's name to Open House. It saves me time on the 1<sup>st</sup> day from checking everyone in, and I can get a jump start on opening everything and putting the supplies in community sharing tubs so I have a basket set up for that.
- ❖ I also have a basket for them to put their "I can help!" form in. In case they forgot it, or lost it, I have sheets that they can sign up on too. I just found that sending it early as a check list is easier. It's one sheet to keep track of, and I don't have a bunch of mommies standing in line waiting to sign up on a bunch of different sheets. I've provided them for you tho' in case you like doing it that way.
- ❖ I find that if I give them just the option of YES I can donate something; I have the convenient option of assigning whatever I need. Most parents are pretty flexible about being able to bring in whatever that may be.

August 2009

Hi Families of our Young Fives!

You & your child are cordially invited to the Young Five's Open House.

**DATE: Thursday, August 27th**

**TIME: 6:30**

**PLACE: Kent City Elementary School**

- The Kindergarten and Young Five's Open House is **earlier** than the other grades. We like to have the school all to ourselves!
- Attending Open House is a fun way for your child to meet me and get to know their school. It definitely heightens excitement for the 1<sup>st</sup> Day and chases away sometimes "scary feelings" and anxieties about school.
- When you come to our Open House, please go in the FRONT entrance of Orchard Trails. Follow the signs to find our room.
- Open House is very informal. To make it even more fun, the Y5's Open House is a **Treasure Hunt!**
- Enclosed you will find a checklist of the things I want your child to find and do. *Please remember to bring that paper and the stickers to Open House. (Please fill out the "We Need Your Help" paper enclosed and bring that too. You can also bring in your child's school supplies as well. Please put them in a baggy with their name on it. ☺) There will be labeled baskets for you to deposit these items in. Thanks much for your cooperation.)*
- When they have done all 11 things, they can crawl through the blue tunnel and choose a girl or boy Treasure Box! The sticker-list is theirs to keep, perhaps for a b. board or scrapbook.
- Make sure you pick up their **Student Packet**. It's a large manila envelope with their name on it. Everything you'd like to know about Young Fives is in there, including their very important "*How I get home*" name tag that you need to fill out and have them wear **everyday.**


**Young Fives:**

- I hope you are having a super summer.
- I am busy working in our classroom so that it will be ready for Open House and our first day of school.
- I hope you color the frogs so you know when the big day arrives!
- I also have a dinosaur for you to color in your Student Packet at Open House that we'll be sharing on the first day of school. I call it an "Ice-Breaker-Friend-Maker."
- That special day will soon be here! I hope you are as excited about this as I am! There will be lots of new friends for you to meet and really fun and extra special things for you to do.

I can't wait to meet you!  
I'm so glad you're in my class!  
Love & Hugs from your teacher,  
Mrs. Henderson ☺

*Mrs. Henderson*  
☺





Bring This Paper & the Stickers To The...

## Open House Treasure Hunt

Here's a checklist of what I'd like you to do when you get here.  
I have enclosed stickers for you to put on this paper as you do each of the following fun things:

- ☐ Find your NAME on the bulletin board.
- ☐ Find your locker; it will have your nametag on it.
- ☐ Peek in our room, but please don't take things out to play with, as I have everything ready for our first day!
- ☐ Have an adult sign the "I was at Open House" sheet.
- ☐ Have an adult Turn in their Helper Sheet. If they forgot it, they can send it later, or sign up again.
- ☐ Pick up your big Student-Packet envelope.

Make sure you complete your "getting-to-know-you" dinosaur and bring it on the first day. Lots of important stuff is in this envelope, especially your nametag.


- ☐ Find Mrs. Henderson and introduce yourself and family to her.
- ☐ Go outside and look at our cool playground
- ☐ Check out & explore the rest of our beautiful school!
- ☐ Take a ride on the school bus if you want to.

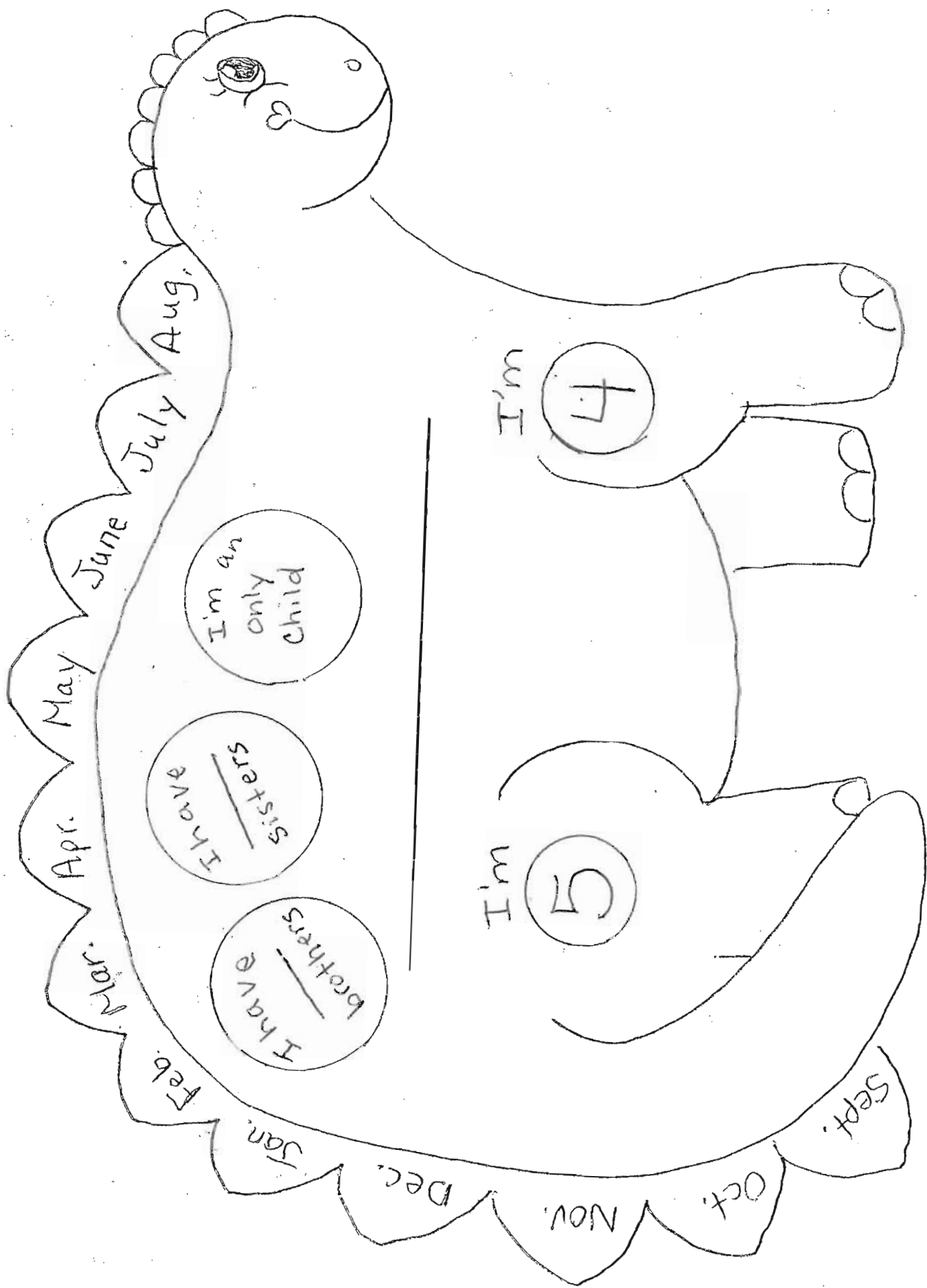
When you've done all this, then you can go claim your treasure!  
It's a black "Secret Box"! Please **DON'T** open it 'til you get home.  
I hope you can figure out how to unlock it *all by yourself!* Enjoy!

☺ Hope to see you there! ☺


Love & Hugs

*Mrs. Henderson*





Some of my favorite things to do are: \_\_\_\_\_



- ❖ Are you rip-roarin' ready for school?
- ❖ I am! We are going to have soooooo much fun!
- ❖ A dino-mite time!
- ❖ As an "ice breaker" and to get to know our new friends, please complete this dinosaur and bring it to class on your 1<sup>st</sup> day of school. We will be sharing them through out the week. Thanks!
  
- ❖ How many years old are you? COLOR the correct numbered spot.
- ❖ When is your birthday? COLOR the correct spike that shows your birth month.
- ❖ Do you have siblings? Brothers and/or sisters. TRACE the circles and fill in how many on the blank lines. Or if you don't have any, TRACE the "I'm an only child" one.
- ❖ TRACE around the dinosaur with your FAVORITE color crayon.
- ❖ Have an adult write down some of your favorite things that you like to do.
- ❖ Print your name on the line. If you don't know how, that's OK; we'll be learning how to do that in Y5's. Just have an adult do that for you.
- ❖ Thanks for sharing and helping me get to know you better!
- ❖ So smile! Because I will see you in a little while crocodile. ☺





## Prescription For A Great First Day Of School!

Remember to:

- Relax and Enjoy...You are making a special memory in your child's life.
- A nice bath is not only refreshing, but it soothes a child and gets them calmed down for an earlier bedtime.
- Snuggling up with them and reading a "going to school" book is a pleasurable activity. You can discuss any fears they might have. Share what school was like for you and let them know how much fun school is going to be for them.
- Lay out things the night before so you aren't rushed in the morning.
- Help build independence by allowing your child to help lay out their clothes.
- If your child is bringing a lunch, make it the night before. I used to freeze my children's juice boxes. Their drink was cold as well as keeping everything else fresh.
- Get a good night's sleep. A young child needs 10-12 hours of sleep and should be in bed no later than 8:00. It's a good idea to start getting your child ready for earlier bedtimes and waking them up earlier a few days before school starts.
- Please put your child's nametag on EVERY day for the first 3 weeks.
- Remember their backpack. Only school supplies from our list & their dinosaur sharing paper should be in it.
- Make sure their name is on their jacket, backpack, and lunch box.
- Please pin notes & lunch money to their shirt.
- Allow enough time in the morning so no one feels rushed.
- Start out the day with a nutritious breakfast.
- If they will be riding the bus it's a good idea to start right out with this routine. It helps with any Separation Anxiety a child may have. This is also the time frame when everyone is learning bus routines. If you drive them to school just because it's the "first day" or "week" of school they will have missed a lot of "how to's".
- Send them off with hugs, kisses and happy wishes.



Dear Families,  
Your help is needed to complete your child's nametag.

**IF YOUR CHILD WILL RIDE THE BUS AFTER SCHOOL:**

- On the white label, under your child's name, please PRINT the address where the bus will take them after school—either your **home address** or the **daycare address**.
- Please print the information with a pen. We will add your child's bus number on the nametag during their first day of school.
- It is important that our transportation director, **Kurt Johnson**, has the same take-home address that you print on the nametag. If the address has changed since you completed Y5/Kindergarten enrollment forms, please contact the office (678-4181) before the 1<sup>st</sup> day of school.

**IF YOUR CHILD WILL BE PICKED UP AFTER SCHOOL:**

- On the white label, under your child's name, please PRINT “**Picked up by**” and the name(s) of the person(s) who will pick up your child after school.
- Please print the information with a pen.

**IF YOUR CHILD WILL BE A WALKER AFTER SCHOOL:**

- On the white label, under your child's name, please print “**Walker**” and the address to which your child will walk after school—either your **home address** or the **daycare address**.
- Please print the information with a pen.

For the first 4 weeks of school, please have your child wear their nametag each day. The tags are helpful to identify your child to the bus drivers, teachers, playground/cafeteria aides, and other adults at school. **TIP:** As soon as they get home, train them to pin their tag on their backpack as they put it away. That way even if you forget to put it on in the morning, we'll still have access to it.

Thanks for your cooperation in keeping your child safe and happy.

Sincerely,

Diane Henderson & the Kindergarten teachers





### First Day Of School

She started school this morning  
And she seemed so very small  
As I waited there beside her  
in the Orchard Trails' hall.  
And as she took her place beside  
the others in her class  
I realized how all too soon  
those first few years can pass.  
Remembering, I saw her as  
she first learned how to walk,  
The words that we alone made out  
when she began to talk.  
The little girl so much absorbed  
in learning how to write;  
It seems as tho'  
she must have grown  
to girlhood overnight!  
My eyes were blurred but hastily  
I brushed the tears away,  
Lest by some word or sign of mine  
I mar her first big day.  
Oh, how I longed to stay with her  
And hold her by the hand,  
To lead her through the places  
that she might not understand.  
And something closely akin to fear  
was mingled with my pride,  
I knew she would no longer be  
a baby at my side.  
For she must have her chance to live  
to work her problems out,  
the privilege to grow and learn  
what life is all about.  
And I must share my little girl  
with friends and work and play,  
she's not a baby anymore  
she started Young Fives today.

### First Day Of School

She started school this morning  
And she seemed so very small  
As I waited there beside her  
in the Orchard Trails' hall.  
And as she took her place beside  
the others in her class  
I realized how all too soon  
those first few years can pass.  
Remembering, I saw her as  
she first learned how to walk,  
The words that we alone made out  
when she began to talk.  
The little girl so much absorbed  
in learning how to write;  
It seems as tho'  
she must have grown  
to girlhood overnight!  
My eyes were blurred but hastily  
I brushed the tears away,  
Lest by some word or sign of mine  
I mar her first big day.  
Oh, how I longed to stay with her  
And hold her by the hand,  
To lead her through the places  
that she might not understand.  
And something closely akin to fear  
was mingled with my pride,  
I knew she would no longer be  
a baby at my side.  
For she must have her chance to live  
to work her problems out,  
the privilege to grow and learn  
what life is all about.  
And I must share my little girl  
with friends and work and play,  
she's not a baby anymore  
she started Young Fives today.






### First Day Of School

He started school this morning  
and he seemed so very small  
as I waited there beside him  
in the Orchard Trails' hall.  
And as he took his place beside  
the others in his class  
I realized how all too soon  
those first few years can pass.  
Remembering, I saw him as  
He first learned how to walk,  
the words that we alone made out  
when he began to talk.  
This little boy so much absorbed  
in learning how to write;  
It seems as tho'  
he must have grown  
to boyhood overnight!  
My eyes were blurred but hastily  
I brushed the tears away,  
Lest by some word or sign of mine  
I mar his first big day.  
Oh, how I longed to stay with him  
and hold him by the hand,  
to lead him through the places  
that he might not understand.  
And something closely akin to fear  
was mingled with my pride,  
I knew he would no longer be  
a baby at my side.  
For he must have his chance to live  
to work his problems out,  
the privilege to grow and learn  
what life is all about.  
And I must share my little boy  
with friends and work and play,  
He's not a baby anymore  
he started Young Fives today.

### First Day Of School

He started school this morning  
and he seemed so very small  
as I waited there beside him  
in the Orchard Trails' hall.  
And as he took his place beside  
the others in his class  
I realized how all too soon  
those first few years can pass.  
Remembering, I saw him as  
He first learned how to walk,  
the words that we alone made out  
when he began to talk.  
This little boy so much absorbed  
in learning how to write;  
It seems as tho'  
he must have grown  
to boyhood overnight!  
My eyes were blurred but hastily  
I brushed the tears away,  
Lest by some word or sign of mine  
I mar his first big day.  
Oh, how I longed to stay with him  
and hold him by the hand,  
to lead him through the places  
that he might not understand.  
And something closely akin to fear  
was mingled with my pride,  
I knew he would no longer be  
a baby at my side.  
For he must have his chance to live  
to work his problems out,  
the privilege to grow and learn  
what life is all about.  
And I must share my little boy  
with friends and work and play,  
He's not a baby anymore  
he started Young Fives today.





## Remember The Day You Started School?

By Erma Bombeck

My name is Donald and I don't know anything.

I have new underwear, a new sweater, a loose tooth and I didn't sleep last night. I'm worried.

What if the school bus jerks after I get on and I lose my balance and my pants rip?

What if I have to go to the bathroom before we get to school?

What if a bell rings and everyone goes into a door and a man yells, "Where do you belong?" and I don't know?

What if my shoestring comes untied and someone says, "Your shoestring is untied; we'll all watch while you tie it."

What if the trays in the cafeteria are too tall for me to reach?

What if my loose tooth wants to come out when we're supposed to have our heads down and be quiet?

What if teacher tells the class to go to the bathroom and I can't go?

What if I splash water on my nametag and my name disappears and no one will know who I am?


What if they mispronounce my last name and everyone laughs?

What if I spend the whole day without a friend?

What if the teacher gives a seat to everyone and I'm left over?

What if the windows in the bus steam up and I won't be able to tell when I get off?

I'm just a little kid, but maybe I'm smarter than I think I am. At least I know better than to tell a little five-year-old with a loose tooth, who has never been out of the yard by himself before, that he has "nothing to worry about!"







## **Student Information**

First Name: \_\_\_\_\_

Nickname: \_\_\_\_\_

Last Name: \_\_\_\_\_

Address: \_\_\_\_\_

Mother's Name: \_\_\_\_\_

Father's Name: \_\_\_\_\_

Home Phone: \_\_\_\_\_

Cell Phone: \_\_\_\_\_

Work Phone: \_\_\_\_\_

In case of an emergency call: \_\_\_\_\_

Medical concerns:

\_\_\_\_\_  
Allergies:

\_\_\_\_\_


- ☐ This is my child's 1<sup>st</sup> school experience.
- ☐ This is not my child's 1<sup>st</sup> school experience, they went to:


\_\_\_\_\_

Concerns I have about my child attending school:

# We Came To OPEN HOUSE

1.	
2.	
3.	
4.	
5.	
6.	
7.	
8.	
9.	
10.	
11.	
12.	
13.	
14.	
15.	
16.	
17.	
18.	
19.	
20.	





**School Supplies**



**I Can Help Sheets**



**Open House Packets**





**Please Sign In.**



**Treasure Boxes**




**Xtra Treasure Hunt  
Sheets If You Forgot Yours.**

**Yes I'd like to bring something to the classroom parties.**

**Name:**

**Child's Name:** \_\_\_\_\_


**Phone #:**This image shows a blank, lined notebook page. The page is white with horizontal ruling lines. At the bottom center, there is a green leaf illustration with a black outline. The page is framed by a black border.

**Yes I'd like to help in the classroom.**

**Name:**

**Child's Name:** \_\_\_\_\_

**Best DAY/TIME:**

This image shows a blank, lined notebook page. The page is white with horizontal ruling lines. A green leaf illustration is positioned at the bottom center of the page. The leaf is stylized with a dark green outline and a lighter green fill. It has a central vein and several smaller veins branching out. The leaf is oriented horizontally, with its stem pointing towards the left. The background of the page is white, and the lines are evenly spaced. The overall appearance is that of a clean, unused page from a notebook or journal.



### Yes I'd like to be an At-Home Helper

**Name:**

**Child's Name:** \_\_\_\_\_

An open notebook with two pages visible. Both pages are white with horizontal black lines. The notebook has a dark, textured cover. At the bottom center, there is a stylized illustration of a red apple with two green leaves. The apple is partially cut off by the bottom edge of the image.