

Happy Sweetest Day Cards

Background:

I walked into the copy room one day and Mrs. B. had several little pre-schoolers lined up at the Xerox machine and one sitting on a stool. She was copying their handprint for their mommy's. I thought what a cool idea, so I revamped a poem I found Online and asked if she cared if I did the same thing with my students for Sweetest Day. ☺ It's easy and fun and my students loved getting their hand printed at the machine. A head's up tho'. Miss Lori said that some of the real little ones were a bit scared to put their hand on top of the machine 'til she showed them that it just took a picture. She let them go last and they watched while the other children did theirs.

Materials:

- Copy machine
- Copy paper (I used white, but you could do it on colored paper, or even printed paper with a border.)
- Crayons
- Heart stickers
- Scissors
- Glue sticks


Directions for HANDPRINT:

1. Run off masters
2. Pre-cut little poems
3. Children glue poems to their paper.
4. Remind them to NOT glue them over their handprint.
5. Remind students that the ** goes at the top so they don't glue the poems upside down.
6. Children WRITE I U at the top of their paper.
7. Children WRITE their name under that.
8. Students put 2 heart stickers on top and bottom corners of their big poem.
9. Remind students NOT to color on their handprint.
10. Sometimes students have the urge to trace around or color on their handprint when they are armed with crayons.


Directions for CARD:

1. Run off master
2. Students color the hearts.
3. I give mine a few red sticker hearts to put on whatever pages they want, for sure one on the “Everyday I love you more” page.
4. Children cut on the lines.
5. Children sequence the days of the week.
6. Remind them to cut carefully and stack the pages as they go so they won’t get them mixed up, then this won’t be hard to do, or they can refer to the board where I have them stuck up in 1-7 order.
7. Students WRITE their name under the “Everyday I love you more.”
8. Children GLUE their school photo over the face of the Saturday stick person.
9. Students raise their hand and I staple the card in the corner.
10. We paper clip the little card to their Xeroxed handprint and they put their cards in their backpack to take home on Sweetest Day.
11. Older students could draw their own stick people, hearts and write their own days of the week.
12. This card is a nice review of the days of the week if you are studying those reading words or that part of the calendar! ☺


Sunday




Monday




Tuesday



Wednesday



Thursday



Friday



Saturday



Everyday
I love you
More!

Love
1,2,3.
I love you!
Do you love me?
I'll give you a kiss
and a hug if I may,
It's my way of saying
"Happy Sweetest Day!"

alive.
I am special I am me.
I am loved by my
family!

alive.
I am special I am me.
I am loved by my
family!

Niki



* Sometimes you get discouraged because I'm very small, because I leave my fingerprints on mirrors and on the wall. But everyday I'm growing and I'll be an adult someday, and all those tiny fingerprints will surely fade away. So here's a real handprint so that you can recall, exactly how my fingers looked when I was very small.



I  U



* Here's a high-five!
It's sure great to be alive.
I am special I am me.
I am loved by my family!

* Sometimes you get discouraged
because I'm very small,
because I leave my fingerprints
on mirrors and on the wall.
But everyday I'm growing
and I'll be an adult someday,
and all those tiny fingerprints
will surely fade away.
So here's a real handprint
so that you can recall,
exactly how my fingers looked
when I was very small.

* Sometimes you get discouraged
because I'm very small,
because I leave my fingerprints
on mirrors and on the wall.
But everyday I'm growing
and I'll be an adult someday,
and all those tiny fingerprints
will surely fade away.
So here's a real handprint
so that you can recall,
exactly how my fingers looked
when I was very small.

* Sometimes you get discouraged
because I'm very small,
because I leave my fingerprints
on mirrors and on the wall.
But everyday I'm growing
and I'll be an adult someday,
and all those tiny fingerprints
will surely fade away.
So here's a real handprint
so that you can recall,
exactly how my fingers looked
when I was very small.

* Sometimes you get discouraged
because I'm very small,
because I leave my fingerprints
on mirrors and on the wall.
But everyday I'm growing
and I'll be an adult someday,
and all those tiny fingerprints
will surely fade away.
So here's a real handprint
so that you can recall,
exactly how my fingers looked
when I was very small.

* Sometimes you get discouraged
because I'm very small,
because I leave my fingerprints
on mirrors and on the wall.
But everyday I'm growing
and I'll be an adult someday,
and all those tiny fingerprints
will surely fade away.
So here's a real handprint
so that you can recall,
exactly how my fingers looked
when I was very small.

* Sometimes you get discouraged
because I'm very small,
because I leave my fingerprints
on mirrors and on the wall.
But everyday I'm growing
and I'll be an adult someday,
and all those tiny fingerprints
will surely fade away.
So here's a real handprint
so that you can recall,
exactly how my fingers looked
when I was very small.

****Here's a high-five!**
It's sure great to be
alive.
I am special I am me.
I am loved by my
family!

****Here's a high-five!**
It's sure great to be
alive.
I am special I am me.
I am loved by my
family!

****Here's a high-five!**
It's sure great to be
alive.
I am special I am me.
I am loved by my
family!

****Here's a high-five!**
It's sure great to be
alive.
I am special I am me.
I am loved by my
family!

****Here's a high-five!**
It's sure great to be
alive.
I am special I am me.
I am loved by my
family!

****Here's a high-five!**
It's sure great to be
alive.
I am special I am me.
I am loved by my
family!

****Here's a high-five!**
It's sure great to be
alive.
I am special I am me.
I am loved by my
family!

****Here's a high-five!**
It's sure great to be
alive.
I am special I am me.
I am loved by my
family!

****Here's a high-five!**
It's sure great to be
alive.
I am special I am me.
I am loved by my
family!

****Here's a high-five!**
It's sure great to be
alive.
I am special I am me.
I am loved by my
family!

****Here's a high-five!**
It's sure great to be
alive.
I am special I am me.
I am loved by my
family!

****Here's a high-five!**
It's sure great to be
alive.
I am special I am me.
I am loved by my
family!

****Here's a high-five!**
It's sure great to be
alive.
I am special I am me.
I am loved by my
family!

****Here's a high-five!**
It's sure great to be
alive.
I am special I am me.
I am loved by my
family!